

Number of Competitors: 66, Number of NSA: 17

NSA	FIS Code	Name	FIS Points (26th of November 2015 - List 5)					
			DH	SL	GS	SG	SC	
AUT (10)	55898	BREM Eva-Maria	287.24 (794)	9.07 (44)	1.70 (3)	170.37 (1178)	80.13 (229)	
	56217	BRUNNER Stephanie	281.75 (791)	17.79 (109)	9.07 (48)	23.65 (104)	43.89 (97)	
	56367	GALLHUBER Katharina	-	15.73 (98)	13.97 (94)	63.33 (375)	80.80 (239)	
	56174	HAASER Ricarda	545.63 (932)	9.56 (49)	6.00 (31)	32.92 (151)	24.56 (51)	
	56128	HUETTER Cornelia	4.63 (16)	432.05 (2852)	31.08 (354)	2.94 (4)	5.82 (26)	
	55759	KIRCHGASSER Michaela	18.96 (48)	5.15 (16)	5.13 (16)	36.53 (164)	3.05 (4)	
	56328	ORTLIEB Nina	39.85 (104)	49.19 (575)	9.02 (47)	13.26 (44)	45.64 (102)	
	56032	SCHILD Bernadette	847.58 (1009)	5.18 (17)	17.95 (138)	458.78 (1716)	305.18 (820)	
	55977	THALMANN Carmen	533.87 (928)	4.68 (12)	11.96 (70)	268.38 (1505)	167.88 (573)	
	56315	TRUPPE Katharina	-	6.71 (34)	12.55 (83)	136.71 (995)	459.48 (954)	
CAN (4)	107387	CRAWFORD Candace	132.17 (494)	12.48 (62)	6.29 (35)	16.08 (64)	40.15 (81)	
	105269	GAGNON Marie-Michele	55.33 (152)	4.60 (11)	12.83 (87)	29.90 (133)	4.67 (8)	
	107613	GRENIER Valerie	35.32 (95)	14.33 (81)	7.27 (42)	13.83 (51)	92.89 (300)	
	106825	PREFONTAINE Marie-Pier	94.08 (307)	26.42 (207)	5.18 (19)	22.73 (101)	67.11 (187)	
CZE (2)	155728	DUBOVSKA Martina	-	22.05 (161)	25.45 (252)	244.98 (1452)	254.34 (743)	
	155699	PAULATHOVA Katerina	-	21.40 (147)	6.88 (40)	64.17 (388)	198.45 (643)	
FRA (8)	197616	ALPHAND Estelle	33.70 (90)	17.76 (108)	14.58 (101)	32.99 (154)	179.49 (600)	
	196725	BARIOZ Taina	129.38 (482)	8.00 (42)	5.75 (26)	135.54 (986)	144.03 (511)	
	196726	BARTHET Anne-Sophie	121.13 (436)	7.50 (40)	9.92 (57)	19.90 (87)	5.85 (27)	
	197319	BAUD MUGNIER Adeline	147.14 (552)	5.92 (27)	5.73 (25)	62.10 (363)	40.16 (82)	
	197651	DIREZ Clara	122.52 (446)	26.47 (209)	12.51 (82)	87.44 (585)	135.90 (470)	
	197124	FRASSE SOMBET Coralie	55.23 (151)	23.44 (175)	9.99 (58)	14.62 (53)	105.06 (356)	
	196793	MARMOTTAN Anemone	87.81 (272)	7.50 (40)	5.88 (29)	51.89 (271)	36.95 (73)	
	196928	WORLEY Tessa	48.72 (128)	23.97 (179)	4.63 (11)	10.38 (36)	56.37 (142)	
GBR (1)	225525	TILLEY Alexandra	456.08 (890)	13.61 (71)	6.00 (31)	35.95 (161)	71.18 (196)	
GER (4)	206355	DUERR Lena	134.60 (504)	5.24 (18)	9.00 (45)	28.01 (121)	16.18 (38)	
	206444	HOESL Simona	47.05 (124)	30.29 (262)	10.92 (64)	17.54 (67)	41.71 (86)	
	205218	REBENSBURG Viktoria	3.00 (6)	169.68 (2293)	3.36 (7)	4.74 (9)	53.36 (129)	
	206487	WIESLER Maren	171.48 (624)	5.97 (29)	20.29 (175)	278.18 (1526)	331.77 (854)	
ITA (10)	298124	AGNELLI Nicole	284.31 (792)	14.20 (79)	10.89 (63)	110.42 (801)	170.87 (580)	

**2nd LADIES' GIANT SLALOM
ALPHABETICAL LIST OF COMPETITORS**
Number of Competitors: 66, Number of NSA: 17

NSA	FIS Code	Name	FIS Points (26th of November 2015 - List 5)									
			DH		SL		GS		SG		SC	
ITA (10)	299276	BASSINO Marta	28.07	(70)	32.49	(287)	5.56	(23)	28.59	(125)	38.25	(75)
	297601	BRIGNONE Federica	35.30	(94)	19.51	(130)	2.93	(5)	5.51	(18)	22.22	(43)
	297910	CURTONI Elena	46.02	(122)	28.85	(241)	18.82	(152)	5.07	(14)	5.78	(25)
	296509	CURTONI Irene	943.80	(1020)	5.90	(26)	4.97	(15)	834.87	(1808)	795.66	(1069)
	296729	FANCHINI Nadia	5.31	(24)	80.40	(1191)	3.72	(8)	4.74	(9)	393.33	(905)
	298323	GOGGIA Sofia	6.66	(32)	27.94	(223)	9.17	(49)	13.72	(50)	36.30	(71)
	297702	MARSAGLIA Francesca	16.71	(42)	62.01	(839)	5.99	(30)	4.99	(12)	4.22	(7)
	296259	MOELGG Manuela	640.11	(963)	5.84	(25)	5.16	(18)	875.88	(1817)	999.00	(1106)
	298694	PICHLER Karoline	58.20	(159)	75.36	(1089)	6.50	(36)	38.64	(183)	45.50	(101)
JPN (1)	306249	HASEGAWA Emi	999.00	(1025)	6.00	(31)	6.82	(39)	127.50	(925)	177.66	(594)
LIE (1)	355050	WEIRATHER Tina	3.02	(7)	145.53	(2097)	3.87	(10)	4.02	(7)	19.62	(41)
MEX (1)	536481	SCHLEPER Sarah	999.00	(1025)	38.53	(378)	15.52	(114)	283.04	(1537)	-	
NOR (2)	425771	LOESETH Nina	999.00	(1025)	4.30	(9)	5.19	(20)	162.53	(1136)	150.11	(529)
	425929	MOWINCKEL Ragnhild	16.05	(40)	47.19	(532)	5.23	(21)	5.86	(26)	5.23	(17)
NZL (1)	415205	HUDSON Piera	-		33.45	(301)	26.41	(267)	45.35	(225)	96.97	(315)
SLO (4)	565401	BUCIK Ana	45.30	(121)	12.90	(66)	20.92	(185)	32.69	(150)	5.12	(15)
	565268	DREV Ana	999.00	(1025)	83.13	(1240)	5.67	(24)	37.90	(178)	67.50	(188)
	565331	LAVTAR Katarina	202.56	(696)	7.16	(37)	6.00	(31)	43.56	(209)	65.88	(182)
	565373	ROBNIK Tina	74.88	(207)	26.48	(210)	13.78	(91)	39.30	(186)	50.00	(117)
SRB (1)	315187	IGNJATOVIC Nevena	54.96	(149)	15.26	(89)	20.74	(183)	40.18	(192)	43.52	(95)
SUI (6)	516284	GISIN Michelle	47.87	(126)	5.27	(19)	14.78	(106)	18.71	(73)	30.41	(60)
	516138	GUT Lara	2.36	(5)	88.37	(1355)	5.14	(17)	3.36	(5)	4.67	(8)
	516280	HOLDENER Wendy	38.22	(99)	4.16	(8)	6.69	(38)	36.61	(165)	4.99	(13)
	516344	KOPP Rahel	32.05	(81)	13.72	(72)	12.16	(74)	15.79	(60)	15.59	(36)
	516394	SUTER Jasmina	58.52	(162)	22.86	(167)	11.96	(70)	16.05	(63)	40.82	(85)
	516268	WILD Simone	485.73	(910)	28.01	(226)	10.81	(60)	31.21	(143)	134.91	(466)
SWE (7)	506350	EKLUND Nathalie	92.52	(300)	13.58	(70)	12.55	(83)	87.97	(589)	284.39	(790)
	506664	FJAELLSTROEM Magdalena	106.98	(370)	8.84	(43)	10.97	(65)	50.27	(257)	50.95	(121)
	505679	HANSDOTTER Frida	687.60	(974)	1.06	(2)	4.83	(12)	433.62	(1702)	304.07	(818)
	506399	HECTOR Sara	65.54	(181)	5.99	(30)	2.47	(4)	49.10	(247)	22.32	(44)
	505886	KLING Kajsa	4.70	(18)	79.35	(1166)	28.75	(309)	4.99	(12)	144.12	(512)
	505760	PIETILAE-HOLMNER Maria	227.60	(736)	3.72	(7)	4.96	(14)	169.16	(1172)	156.92	(551)
	506341	WIKSTROEM Emelie	183.65	(658)	5.82	(24)	15.97	(121)	95.18	(657)	251.85	(735)
USA (3)	538284	MCJAMES Megan	178.88	(643)	22.93	(168)	12.09	(72)	29.76	(131)	82.85	(255)
	6535237	SHIFFRIN Mikaela	34.31	(93)	0.00	(1)	1.64	(2)	28.52	(124)	258.48	(751)
	537544	VONN Lindsey	0.00	(1)	24.95	(193)	5.81	(28)	0.13	(2)	6.00	(31)



LEGEND				
DH Downhill	SL Slalom	GS Giant Slalom	SG Super-G	SC Alpine Combined



Number of Competitors: 66, Number of NSA: 17 Ranked 100 in the FIS List: ISHIKAWA H. FIS Pts: 14.49

No.	FIS Code	Name	NSA	WCSL-GS	WCSL-O	FIS-GS
1	6535237	SHIFFRIN Mikaela	USA	426 (2)	1205 (3)	1.64 (1)
2	55898	BREM Eva-Maria	AUT	420 (3)	436 (15)	1.70 (2)
3	506399	HECTOR Sara	SWE	352 (4)	393 (18)	2.47 (3)
4	297601	BRIGNONE Federica	ITA	311 (5)	424 (17)	2.93 (4)
5	205218	REBENSBURG Viktoria	GER	273 (7)	735 (10)	3.36 (5)
6	296729	FANCHINI Nadia	ITA	241 (8)	509 (12)	3.72 (6)
7	355050	WEIRATHER Tina	LIE	228 (10)	756 (8)	3.87 (7)
8	196928	WORLEY Tessa	FRA	161 (11)	182 (42)	4.63 (8)
9	505679	HANSDOTTER Frida	SWE	143 (12)	792 (6)	4.83 (9)
10	505760	PIETILAE-HOLMNER Maria	SWE	131 (14)	452 (14)	4.96 (10)
11	296509	CURTONI Irene	ITA	130 (15)	182 (42)	4.97 (11)
12	55759	KIRCHGASSER Michaela	AUT	116 (16)	352 (24)	5.13 (12)
13	516138	GUT Lara	SUI	115 (17)	806 (5)	5.14 (13)
14	296259	MOELGG Manuela	ITA	114 (18)	174 (44)	5.16 (14)
15	106825	PREFONTAINE Marie-Pier	CAN	112 (19)	112 (59)	5.18 (15)
16	+500 537544	VONN Lindsey	USA	56 (28)	1203 (4)	5.81 (22)
17	425771	LOESETH Nina	NOR	111 (20)	360 (22)	5.19 (16)
18	425929	MOWINCKEL Ragnhild	NOR	107 (21)	230 (33)	5.23 (17)
19	299276	BASSINO Marta	ITA	78 (23)	84 (63)	5.56 (18)
20	565268	DREV Ana	SLO	68 (24)	68 (69)	5.67 (19)
21	197319	BAUD MUGNIER Adeline	FRA	63 (25)	113 (58)	5.73 (20)
22	196725	BARIOZ Taina	FRA	61 (26)	77 (65)	5.75 (21)
23	196793	MARMOTTAN Anemone	FRA	50 (29)	50 (75)	5.88 (23)
24	297702	MARSAGLIA Francesca	ITA	40 (30)	246 (31)	5.99 (24)
25	297910	CURTONI Elena	ITA	39 (31)	188 (41)	> 18.82 (59)
26	298124	AGNELLI Nicole	ITA	24 (33)	24 (90)	10.89 (41)
27	505886	KLING Kajsa	SWE	24 (33)	320 (27)	> 28.75 (65)
28	105269	GAGNON Marie-Michele	CAN	23 (35)	309 (29)	12.83 (51)
29	196726	BARTHET Anne-Sophie	FRA	21 (36)	66 (70)	9.92 (38)
30	565331	LAVTAR Katarina	SLO	18 (37)	18 (98)	6.00 (25)
31	+500 56128	HUETTER Cornelia	AUT	-	506 (13)	> 31.08 (66)
32	225525	TILLEY Alexandra	GBR	-	-	6.00 (26)
33	56174	HAASER Ricarda	AUT	-	-	6.00 (27)
34	107387	CRAWFORD Candace	CAN	-	6 (114)	6.29 (28)
35	298694	PICHLER Karoline	ITA	7 (46)	7 (113)	6.50 (29)
36	516280	HOLDENER Wendy	SUI	10 (45)	316 (28)	6.69 (30)
37	306249	HASEGAWA Emi	JPN	14 (41)	20 (93)	6.82 (31)

Number of Competitors: 66, Number of NSA: 17 Ranked 100 in the FIS List: ISHIKAWA H. FIS Pts: 14.49

No.	FIS Code	Name	NSA	WCSL-GS	WCSL-O	FIS-GS
38	155699	PAULATHOVA Katerina	CZE	4 (50)	4 (119)	6.88 (32)
39	107613	GRENIER Valerie	CAN	-	20 (93)	7.27 (33)
40	206355	DUERR Lena	GER	-	133 (52)	9.00 (34)
41	56328	ORTLIEB Nina	AUT	-	-	9.02 (35)
42	56217	BRUNNER Stephanie	AUT	-	-	9.07 (36)
43	298323	GOGGIA Sofia	ITA	15 (40)	19 (95)	9.17 (37)
44	197124	FRASSE SOMBET Coralie	FRA	5 (47)	5 (117)	9.99 (39)
45	516268	WILD Simone	SUI	-	-	10.81 (40)
46	206444	HOESL Simona	GER	4 (50)	4 (119)	10.92 (42)
47	506664	FJALLSTROEM Magdalena	SWE	-	16 (101)	10.97 (43)
48	516394	SUTER Jasmina	SUI	11 (44)	11 (106)	11.96 (45)
49	55977	THALMANN Carmen	AUT	4 (50)	207 (36)	11.96 (44)
50	538284	MCJAMES Megan	USA	4 (50)	4 (119)	12.09 (46)
51	516344	KOPP Rahel	SUI	-	5 (117)	12.16 (47)
52	197651	DIREZ Clara	FRA	-	-	12.51 (48)
53	506350	EKLUND Nathalie	SWE	5 (47)	42 (81)	12.55 (49)
54	56315	TRUPPE Katharina	AUT	-	-	12.55 (50)
55	565373	ROBNIK Tina	SLO	-	-	13.78 (52)
56	56367	GALLHUBER Katharina	AUT	-	-	13.97 (53)
57	197616	ALPHAND Estelle	FRA	-	-	> 14.58 (54)
58	516284	GISIN Michelle	SUI	12 (42)	142 (48)	> 14.78 (55)
59	536481	SCHLEPER Sarah	MEX	-	-	> 15.52 (56)
60	506341	WIKSTROEM Emelie	SWE	-	62 (72)	> 15.97 (57)
61	56032	SCHILD Bernadette	AUT	-	141 (49)	> 17.95 (58)
62	206487	WIESLER Maren	GER	-	44 (79)	> 20.29 (60)
63	315187	IGNJATOVIC Nevena	SRB	-	4 (119)	> 20.74 (61)
64	565401	BUCIK Ana	SLO	-	47 (76)	> 20.92 (62)
65	155728	DUBOVSKA Martina	CZE	-	9 (108)	> 25.45 (63)
66	415205	HUDSON Piera	NZL	-	-	> 26.41 (64)

LEGEND		
+500	More than 500 points on WCSL-O after 15th place or after 30th place	WCSL-O
WCSL-GS	World Cup Start List points for Giant Slalom	No.
FIS-GS	FIS points for Giant Slalom	
		Overall WCSL points Control Number



Jury			Technical Data	
TD FIS	A. WOLFF	CAN	Course Name	Lower Ruthie's Run
Referee	A. SKAARDAL	FIS	Start Altitude	2862 m
Assistant Referee	M. MAYR	FIS	Finish Altitude	2490 m
Chief of Race	J. HANCOCK	USA	Vertical Drop	372 m
			Homologation Number	9701/10/10

Race Information 1st Run			Race Information 2nd Run		
Course Setter	J. CHENAL	FRA	Course Setter	S. BÜRGLER	AUT
Number of Gates	43		Number of Gates		
Turning Gates	41		Turning Gates		
Start Time	10:00		Start Time	13:00	
Forerunners	A - G. WARDLE	USA	Forerunners	A - G. WARDLE	USA
	B - K. CASHMAN	USA		B - K. CASHMAN	USA
	C - N. TALBOT	USA		C - N. TALBOT	USA

Number of Competitors: 66, Number of NSA: 17

Bib	FIS Code	Name	Year of Birth	NSA	Time	Ski
1	297601	BRIGNONE Federica	1990	ITA		Rossignol
2	205218	REBENSBURG Viktoria	1989	GER		Stoeckli
3	506399	HECTOR Sara	1992	SWE		Head
4	6535237	SHIFFRIN Mikaela	1995	USA		Atomic
5	55898	BREM Eva-Maria	1988	AUT		Voelkl
6	355050	WEIRATHER Tina	1989	LIE		Atomic
7	296729	FANCHINI Nadia	1986	ITA		Dynastar
8	505760	PIETILAE-HOLMNER Maria	1986	SWE		Rossignol
9	196928	WORLEY Tessa	1989	FRA		Rossignol
10	55759	KIRCHGASSER Michaela	1985	AUT		Atomic
11	296509	CURTONI Irene	1985	ITA		Rossignol
12	296259	MOELGG Manuela	1983	ITA		Rossignol
13	516138	GUT Lara	1991	SUI		Head
14	106825	PREFONTAINE Marie-Pier	1988	CAN		Rossignol
15	505679	HANSDOTTER Frida	1985	SWE		Rossignol
16	537544	VONN Lindsey	1984	USA		Head
17	425771	LOESETH Nina	1989	NOR		Voelkl
18	425929	MOWINCKEL Ragnhild	1992	NOR		Rossignol
19	299276	BASSINO Marta	1996	ITA		Salomon
20	565268	DREV Ana	1985	SLO		Voelkl
21	197319	BAUD MUGNIER Adeline	1992	FRA		Rossignol
22	196725	BARIOZ Taina	1988	FRA		Head

Number of Competitors: 66, Number of NSA: 17

Bib	FIS Code	Name	Year of Birth	NSA	Time	Ski
23	196793	MARMOTTAN Anemone	1988	FRA		Rossignol
24	297702	MARSAGLIA Francesca	1990	ITA		Voelkl
25	297910	CURTONI Elena	1991	ITA		Head
26	298124	AGNELLI Nicole	1992	ITA		Elan
27	505886	KLING Kajsa	1988	SWE		Head
28	105269	GAGNON Marie-Michele	1989	CAN		Rossignol
29	196726	BARTHET Anne-Sophie	1988	FRA		Head
30	565331	LAVTAR Katarina	1988	SLO		Voelkl
31	56128	HUETTER Cornelia	1992	AUT		Voelkl
32	56174	HAASER Ricarda	1993	AUT		Fischer
33	225525	TILLEY Alexandra	1993	GBR		Head
34	107387	CRAWFORD Candace	1994	CAN		Head
35	298694	PICHLER Karoline	1994	ITA		Head
36	516280	HOLDENER Wendy	1993	SUI		Head
37	306249	HASEGAWA Emi	1986	JPN		Rossignol
38	155699	PAULATHOVA Katerina	1993	CZE		Rossignol
39	107613	GRENIER Valerie	1996	CAN		Rossignol
40	206355	DUERR Lena	1991	GER		Voelkl
41	56328	ORTLIEB Nina	1996	AUT		Head
42	56217	BRUNNER Stephanie	1994	AUT		Head
43	298323	GOGGIA Sofia	1992	ITA		Atomic
44	197124	FRASSE SOMBET Coralie	1991	FRA		Head
45	516268	WILD Simone	1993	SUI		
46	206444	HOESL Simona	1992	GER		Stoeckli
47	506664	FJAELLSTROEM Magdalena	1995	SWE		Head
48	516394	SUTER Jasmina	1995	SUI		Voelkl
49	55977	THALMANN Carmen	1989	AUT		Head
50	538284	MCJAMES Megan	1987	USA		
51	516344	KOPP Rahel	1994	SUI		Rossignol
52	197651	DIREZ Clara	1995	FRA		Dynastar
53	506350	EKLUND Nathalie	1992	SWE		Head
54	56315	TRUPPE Katharina	1996	AUT		Fischer
55	565373	ROBNIK Tina	1991	SLO		Elan
56	56367	GALLHUBER Katharina	1997	AUT		Atomic
57	197616	ALPHAND Estelle	1995	FRA		Dynastar
58	516284	GISIN Michelle	1993	SUI		Rossignol
59	536481	SCHLEPER Sarah	1979	MEX		Rossignol
60	506341	WIKSTROEM Emelie	1992	SWE		Voelkl
61	56032	SCHILD Bernadette	1990	AUT		Rossignol
62	206487	WIESLER Maren	1993	GER		Fischer
63	315187	IGNJATOVIC Nevena	1990	SRB		Stoeckli
64	565401	BUCIK Ana	1993	SLO		Stoeckli
65	155728	DUBOVSKA Martina	1992	CZE		Voelkl
66	415205	HUDSON Piera	1996	NZL		Stoeckli



Jury			Technical Data	
TD FIS	A. WOLFF	CAN	Course Name	Lower Ruthie's Run
Referee	A. SKAARDAL	FIS	Start Altitude	2862 m
Assistant Referee	M. MAYR	FIS	Finish Altitude	2490 m
Chief of Race	J. HANCOCK	USA	Vertical Drop	372 m
			Homologation Number	9701/10/10

Race Information 1st Run			Race Information 2nd Run		
Course Setter	J. CHENAL	FRA	Course Setter	S. BÜRGLER	AUT
Number of Gates	43		Number of Gates		
Turning Gates	41		Turning Gates		
Start Time	10:00		Start Time	13:00	
Forerunners	A - G. WARDLE B - K. CASHMAN C - N. TALBOT	USA USA USA	Forerunners	A - G. WARDLE B - K. CASHMAN C - N. TALBOT	USA USA USA

Number of Competitors: 66, Number of NSA: 17

Rank	Bib	FIS Code	Name	Year of Birth	NSA	Time	Diff.	Ski
1	4	6535237	SHIFFRIN Mikaela	1995	USA	59.04		Atomic
2	1	297601	BRIGNONE Federica	1990	ITA	59.15	0.11	Rossignol
3	13	516138	GUT Lara	1991	SUI	1:00.00	0.96	Head
4	9	196928	WORLEY Tessa	1989	FRA	1:00.04	1.00	Rossignol
5	3	506399	HECTOR Sara	1992	SWE	1:00.11	1.07	Head
6	6	355050	WEIRATHER Tina	1989	LIE	1:00.28	1.24	Atomic
7	7	296729	FANCHINI Nadia	1986	ITA	1:00.37	1.33	Dynastar
8	5	55898	BREM Eva-Maria	1988	AUT	1:00.41	1.37	Voelkl
9	12	296259	MOELGG Manuela	1983	ITA	1:00.42	1.38	Rossignol
10	24	297702	MARSAGLIA Francesca	1990	ITA	1:00.56	1.52	Voelkl
11	15	505679	HANSDOTTER Frida	1985	SWE	1:00.86	1.82	Rossignol
12	25	297910	CURTONI Elena	1991	ITA	1:01.01	1.97	Head
13	2	205218	REBENSBURG Viktoria	1989	GER	1:01.03	1.99	Stoeckli
14	17	425771	LOESETH Nina	1989	NOR	1:01.05	2.01	Voelkl
15	23	196793	MARMOTTAN Anemone	1988	FRA	1:01.34	2.30	Rossignol
16	11	296509	CURTONI Irene	1985	ITA	1:01.48	2.44	Rossignol
17	28	105269	GAGNON Marie-Michele	1989	CAN	1:01.59	2.55	Rossignol
18	8	505760	PIETILAE-HOLMNER Maria	1986	SWE	1:01.66	2.62	Rossignol
19	21	197319	BAUD MUGNIER Adeline	1992	FRA	1:01.71	2.67	Rossignol
19	19	299276	BASSINO Marta	1996	ITA	1:01.71	2.67	Salomon
21	42	56217	BRUNNER Stephanie	1994	AUT	1:01.82	2.78	Head
22	29	196726	BARTHET Anne-Sophie	1988	FRA	1:02.09	3.05	Head

Number of Competitors: 66, Number of NSA: 17

Rank	Bib	FIS Code	Name	Year of Birth	NSA	Time	Diff.	Ski
23	37	306249	HASEGAWA Emi	1986	JPN	1:02.16	3.12	Rossignol
24	51	516344	KOPP Rahel	1994	SUI	1:02.32	3.28	Rossignol
25	40	206355	DUERR Lena	1991	GER	1:02.42	3.38	Voelkl
26	32	56174	HAASER Ricarda	1993	AUT	1:02.55	3.51	Fischer
27	43	298323	GOGGIA Sofia	1992	ITA	1:02.57	3.53	Atomic
28	20	565268	DREV Ana	1985	SLO	1:02.65	3.61	Voelkl
29	57	197616	ALPHAND Estelle	1995	FRA	1:02.68	3.64	Dynastar
30	27	505886	KLING Kajsa	1988	SWE	1:02.76	3.72	Head
31	48	516394	SUTER Jasmina	1995	SUI	1:02.78	3.74	Voelkl
32	18	425929	MOWINCKEL Ragnhild	1992	NOR	1:02.84	3.80	Rossignol
33	46	206444	HOESL Simona	1992	GER	1:02.88	3.84	Stoekli
34	45	516268	WILD Simone	1993	SUI	1:02.90	3.86	
35	49	55977	THALMANN Carmen	1989	AUT	1:02.96	3.92	Head
35	35	298694	PICHLER Karoline	1994	ITA	1:02.96	3.92	Head
37	65	155728	DUBOVSKA Martina	1992	CZE	1:03.01	3.97	Voelkl
37	34	107387	CRAWFORD Candace	1994	CAN	1:03.01	3.97	Head
39	50	538284	MCJAMES Megan	1987	USA	1:03.06	4.02	
40	41	56328	ORTLIEB Nina	1996	AUT	1:03.14	4.10	Head
41	53	506350	EKLUND Nathalie	1992	SWE	1:03.23	4.19	Head
42	60	506341	WIKSTROEM Emelie	1992	SWE	1:03.57	4.53	Voelkl
43	58	516284	GISIN Michelle	1993	SUI	1:03.71	4.67	Rossignol
44	62	206487	WIESLER Maren	1993	GER	1:03.76	4.72	Fischer
45	64	565401	BUCIK Ana	1993	SLO	1:03.89	4.85	Stoekli
46	61	56032	SCHILD Bernadette	1990	AUT	1:04.01	4.97	Rossignol
47	47	506664	FJAELLSTROEM Magdalena	1995	SWE	1:04.30	5.26	Head
48	59	536481	SCHLEPER Sarah	1979	MEX	1:04.64	5.60	Rossignol

DID NOT FINISH 1st RUN: 18 competitors

10	55759	KIRCHGASSER Michaela	1985	AUT				Atomic
14	106825	PREFONTAINE Marie-Pier	1988	CAN				Rossignol
16	537544	VONN Lindsey	1984	USA				Head
22	196725	BARIOZ Taina	1988	FRA				Head
26	298124	AGNELLI Nicole	1992	ITA				Elan
30	565331	LAVTAR Katarina	1988	SLO				Voelkl
31	56128	HUETTER Cornelia	1992	AUT				Voelkl
33	225525	TILLEY Alexandra	1993	GBR				Head
36	516280	HOLDENER Wendy	1993	SUI				Head
38	155699	PAULATHOVA Katerina	1993	CZE				Rossignol
39	107613	GRENIER Valerie	1996	CAN				Rossignol
44	197124	FRASSE SOMBET Coralie	1991	FRA				Head
52	197651	DIREZ Clara	1995	FRA				Dynastar
54	56315	TRUPPE Katharina	1996	AUT				Fischer
55	565373	ROBNIK Tina	1991	SLO				Elan
56	56367	GALLHUBER Katharina	1997	AUT				Atomic
63	315187	IGNJATOVIC Nevena	1990	SRB				Stoekli
66	415205	HUDSON Piera	1996	NZL				Stoekli

Race Information 2nd Run				Technical Data			
Course Setter	S. BÜRGLER	AUT		Course Name	Lower Ruthie's Run		
Number of Gates				Start Altitude	2862 m		
Turning Gates				Finish Altitude	2490 m		
Start Time	13:00			Vertical Drop	372 m		
				Homologation Number	9701/10/10		
Forerunners A - G. WARDLE (USA) B - K. CASHMAN (USA) C - N. TALBOT (USA)							
Number of Competitors: 30, Number of NSA: 12							

Start Order	Bib	FIS Code	Name	Year of Birth	NSA	1st Run	Diff.	Rank	2nd Run	Total	Ski
1	27	505886	KLING Kajsa	1988	SWE	1:02.76	3.72	30			Head
2	57	197616	ALPHAND Estelle	1995	FRA	1:02.68	3.64	29			Dynastar
3	20	565268	DREV Ana	1985	SLO	1:02.65	3.61	28			Voelkl
4	43	298323	GOGGIA Sofia	1992	ITA	1:02.57	3.53	27			Atomic
5	32	56174	HAASER Ricarda	1993	AUT	1:02.55	3.51	26			Fischer
6	40	206355	DUERR Lena	1991	GER	1:02.42	3.38	25			Voelkl
7	51	516344	KOPP Rahel	1994	SUI	1:02.32	3.28	24			Rossignol
8	37	306249	HASEGAWA Emi	1986	JPN	1:02.16	3.12	23			Rossignol
9	29	196726	BARTHET Anne-Sophie	1988	FRA	1:02.09	3.05	22			Head
10	42	56217	BRUNNER Stephanie	1994	AUT	1:01.82	2.78	21			Head
11	19	299276	BASSINO Marta	1996	ITA	1:01.71	2.67	19			Salomon
12	21	197319	BAUD MUGNIER Adeline	1992	FRA	1:01.71	2.67	19			Rossignol
13	8	505760	PIETILAE-HOLMNER M.	1986	SWE	1:01.66	2.62	18			Rossignol
14	28	105269	GAGNON Marie-Michele	1989	CAN	1:01.59	2.55	17			Rossignol
15	11	296509	CURTONI Irene	1985	ITA	1:01.48	2.44	16			Rossignol
16	23	196793	MARMOTTAN Anemone	1988	FRA	1:01.34	2.30	15			Rossignol
17	17	425771	LOESETH Nina	1989	NOR	1:01.05	2.01	14			Voelkl
18	2	205218	REBENSBURG Viktoria	1989	GER	1:01.03	1.99	13			Stoekli
19	25	297910	CURTONI Elena	1991	ITA	1:01.01	1.97	12			Head
20	15	505679	HANSDOTTER Frida	1985	SWE	1:00.86	1.82	11			Rossignol
21	24	297702	MARSAGLIA Francesca	1990	ITA	1:00.56	1.52	10			Voelkl
22	12	296259	MOELGG Manuela	1983	ITA	1:00.42	1.38	9			Rossignol
23	5	55898	BREM Eva-Maria	1988	AUT	1:00.41	1.37	8			Voelkl
24	7	296729	FANCHINI Nadia	1986	ITA	1:00.37	1.33	7			Dynastar
25	6	355050	WEIRATHER Tina	1989	LIE	1:00.28	1.24	6			Atomic
26	3	506399	HECTOR Sara	1992	SWE	1:00.11	1.07	5			Head
27	9	196928	WORLEY Tessa	1989	FRA	1:00.04	1.00	4			Rossignol
28	13	516138	GUT Lara	1991	SUI	1:00.00	0.96	3			Head
29	1	297601	BRIGNONE Federica	1990	ITA	59.15	0.11	2			Rossignol
30	4	6535237	SHIFFRIN Mikaela	1995	USA	59.04	0.00	1			Atomic

OFFICIAL RESULTS

Jury

TD FIS	A. WOLFF	CAN
Referee	A. SKAARDAL	FIS
Assistant Referee	M. MAYR	FIS
Chief of Race	J. HANCOCK	USA

Technical Data

Course Name	Lower Ruthie's Run
Start Altitude	2862 m
Finish Altitude	2490 m
Vertical Drop	372 m
Homologation Number	9701/10/10

Race Information 1st Run

Course Setter	J. CHENAL	FRA
Number of Gates	43	
Turning Gates	41	
Start Time	10:00	
Forerunners	A - G. WARDLE B - K. CASHMAN C - N. TALBOT	USA USA USA

Race Information 2nd Run

Course Setter	S. BÜRGLER	AUT
Number of Gates	44	
Turning Gates	42	
Start Time	13:00	
Forerunners	A - G. WARDLE B - K. CASHMAN C - N. TALBOT	USA USA USA

Number of Competitors: 66, Number of NSA: 17

F-factor: 980

Rank	Bib	FIS Code	Name	Year of Birth	NSA	1st Run	2nd Run	Total	Diff.	Race Points	Ski
1	13	516138	GUT Lara	1991	SUI	1:00.00	1:02.51	2:02.51		0.00	Head
2	5	55898	BREM Eva-Maria	1988	AUT	1:00.41	1:02.20	2:02.61	0.10	0.80	Voelkl
3	1	297601	BRIGNONE Federica	1990	ITA	59.15	1:03.70	2:02.85	0.34	2.72	Rossignol
4	12	296259	MOELGG Manuela	1983	ITA	1:00.42	1:03.03	2:03.45	0.94	7.52	Rossignol
5	9	196928	WORLEY Tessa	1989	FRA	1:00.04	1:03.45	2:03.49	0.98	7.84	Rossignol
6	17	425771	LOESETH Nina	1989	NOR	1:01.05	1:02.84	2:03.89	1.38	11.04	Voelkl
7	2	205218	REBENSBURG Viktoria	1989	GER	1:01.03	1:03.12	2:04.15	1.64	13.12	Stoekli
8	3	506399	HECTOR Sara	1992	SWE	1:00.11	1:04.20	2:04.31	1.80	14.40	Head
9	15	505679	HANSDOTTER Frida	1985	SWE	1:00.86	1:03.78	2:04.64	2.13	17.04	Rossignol
10	21	197319	BAUD MUGNIER Adeline	1992	FRA	1:01.71	1:02.98	2:04.69	2.18	17.44	Rossignol
11	6	355050	WEIRATHER Tina	1989	LIE	1:00.28	1:04.48	2:04.76	2.25	18.00	Atomic
12	7	296729	FANCHINI Nadia	1986	ITA	1:00.37	1:04.46	2:04.83	2.32	18.56	Dynastar
13	25	297910	CURTONI Elena	1991	ITA	1:01.01	1:03.87	2:04.88	2.37	18.96	Head
14	19	299276	BASSINO Marta	1996	ITA	1:01.71	1:03.42	2:05.13	2.62	20.96	Salomon
15	27	505886	KLING Kajsa	1988	SWE	1:02.76	1:02.63	2:05.39	2.88	23.04	Head
16	43	298323	GOGGIA Sofia	1992	ITA	1:02.57	1:03.08	2:05.65	3.14	25.12	Atomic
16	28	105269	GAGNON Marie-Michele	1989	CAN	1:01.59	1:04.06	2:05.65	3.14	25.12	Rossignol
18	40	206355	DUERR Lena	1991	GER	1:02.42	1:03.39	2:05.81	3.30	26.40	Voelkl
19	8	505760	PIETILAE-HOLMNER Maria	1986	SWE	1:01.66	1:04.28	2:05.94	3.43	27.44	Rossignol
20	42	56217	BRUNNER Stephanie	1994	AUT	1:01.82	1:04.60	2:06.42	3.91	31.28	Head

#896 _____

OFFICIAL RESULTS

Number of Competitors: 66, Number of NSA: 17

F-factor: 980

Rank	Bib	FIS Code	Name	Year of Birth	NSA	1st Run	2nd Run	Total	Diff.	Race Points	Ski
21	57	197616	ALPHAND Estelle	1995	FRA	1:02.68	1:03.77	2:06.45	3.94	31.52	Dynastar
22	20	565268	DREV Ana	1985	SLO	1:02.65	1:04.24	2:06.89	4.38	35.04	Voelkl
23	37	306249	HASEGAWA Emi	1986	JPN	1:02.16	1:04.81	2:06.97	4.46	35.68	Rossignol
24	32	56174	HAASER Ricarda	1993	AUT	1:02.55	1:04.45	2:07.00	4.49	35.92	Fischer
25	29	196726	BARTHET Anne-Sophie	1988	FRA	1:02.09	1:06.23	2:08.32	5.81	46.48	Head

DID NOT QUALIFY FOR 2nd RUN: 18 competitors

48	516394	SUTER Jasmina	1995	SUI	1:02.78						Voelkl
18	425929	MOWINCKEL Ragnhild	1992	NOR	1:02.84						Rossignol
46	206444	HOESL Simona	1992	GER	1:02.88						Stoeckli
45	516268	WILD Simone	1993	SUI	1:02.90						
49	55977	THALMANN Carmen	1989	AUT	1:02.96						Head
35	298694	PICHLER Karoline	1994	ITA	1:02.96						Head
65	155728	DUBOVSKA Martina	1992	CZE	1:03.01						Voelkl
34	107387	CRAWFORD Candace	1994	CAN	1:03.01						Head
50	538284	MCJAMES Megan	1987	USA	1:03.06						
41	56328	ORTLIEB Nina	1996	AUT	1:03.14						Head
53	506350	EKLUND Nathalie	1992	SWE	1:03.23						Head
60	506341	WIKSTROEM Emelie	1992	SWE	1:03.57						Voelkl
58	516284	GISIN Michelle	1993	SUI	1:03.71						Rossignol
62	206487	WIESLER Maren	1993	GER	1:03.76						Fischer
64	565401	BUCIK Ana	1993	SLO	1:03.89						Stoeckli
61	56032	SCHILD Bernadette	1990	AUT	1:04.01						Rossignol
47	506664	FJAELLSTROEM Magdalena	1995	SWE	1:04.30						Head
59	536481	SCHLEPER Sarah	1979	MEX	1:04.64						Rossignol

DID NOT FINISH 1st RUN: 18 competitors

10	55759	KIRCHGASSER Michaela	1985	AUT							Atomic
14	106825	PREFONTAINE Marie-Pier	1988	CAN							Rossignol
16	537544	VONN Lindsey	1984	USA							Head
22	196725	BARIOZ Taina	1988	FRA							Head
26	298124	AGNELLI Nicole	1992	ITA							Elan
30	565331	LAVTAR Katarina	1988	SLO							Voelkl
31	56128	HUETTER Cornelia	1992	AUT							Voelkl
33	225525	TILLEY Alexandra	1993	GBR							Head
36	516280	HOLDENER Wendy	1993	SUI							Head
38	155699	PAULATHOVA Katerina	1993	CZE							Rossignol
39	107613	GRENIER Valerie	1996	CAN							Rossignol
44	197124	FRASSE SOMBET Coralie	1991	FRA							Head
52	197651	DIREZ Clara	1995	FRA							Dynastar
54	56315	TRUPPE Katharina	1996	AUT							Fischer
55	565373	ROBNIK Tina	1991	SLO							Elan
56	56367	GALLHUBER Katharina	1997	AUT							Atomic
63	315187	IGNJATOVIC Nevena	1990	SRB							Stoeckli
66	415205	HUDSON Piera	1996	NZL							Stoeckli

DID NOT FINISH 2nd RUN: 5 competitors

4	6535237	SHIFFRIN Mikaela	1995	USA							Atomic
---	---------	------------------	------	-----	--	--	--	--	--	--	--------

#896 _____

Number of Competitors: 66, Number of NSA: 17

F-factor: 980

Rank	Bib	FIS Code	Name	Year of Birth	NSA	1st Run	2nd Run	Total	Diff.	Race Points	Ski
	11	296509	CURTONI Irene	1985	ITA						Rossignol
	23	196793	MARMOTTAN Anemone	1988	FRA						Rossignol
	24	297702	MARSAGLIA Francesca	1990	ITA						Voelkl
	51	516344	KOPP Rahel	1994	SUI						Rossignol

Technical Delegate: A. WOLFF (CAN) #896





AUDI FIS SKI WORLD CUP 2015/16 Aspen (USA)



2nd LADIES' GIANT SLALOM PENALTY CALCULATION

FRI 27 NOV 2015

Best 10 at Finish

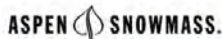
Rank	Bib	FIS Code	Name	NSA	FIS Points	Best 5	Race Points
1	13	516138	GUT Lara	SUI	5.14		
2	5	55898	BREM Eva-Maria	AUT	1.70	1.70	0.80
3	1	297601	BRIGNONE Federica	ITA	2.93	2.93	2.72
4	12	296259	MOELGG Manuela	ITA	5.16		
5	9	196928	WORLEY Tessa	FRA	4.63	4.63	7.84
6	17	425771	LOESETH Nina	NOR	5.19		
7	2	205218	REBENSBURG Viktoria	GER	3.36	3.36	13.12
8	3	506399	HECTOR Sara	SWE	2.47	2.47	14.40
9	15	505679	HANSDOTTER Frida	SWE	4.83		
10	21	197319	BAUD MUGNIER Adeline	FRA	5.73		

Best 5 FIS Points at Start

Rank	Bib	FIS Code	Name	NSA	FIS Points
DNF	4	6535237	SHIFFRIN Mikaela	USA	1.64
2	5	55898	BREM Eva-Maria	AUT	1.70
8	3	506399	HECTOR Sara	SWE	2.47
3	1	297601	BRIGNONE Federica	ITA	2.93
7	2	205218	REBENSBURG Viktoria	GER	3.36

TOTALS:	
FIS Points of Best 5 at Start (B)	12.10
FIS Points of Best at Finish in Top 10 (A)	15.09
Race Points of Corresponding Competitors (C)	38.88
Calculated Penalty (A+B-C) : 10 =>	-1.169
Rounded	-1.17
Category Adder	0.00
Correction Value (Z)	0.00
Calculated Penalty	-1.17
Penalty Applied	0.00

Technical Delegate:
A. WOLFF (CAN) #896





AUDI FIS SKI WORLD CUP 2015/16



Aspen (USA)




2nd LADIES' GIANT SLALOM 2nd RUN

FRI 27 NOV 2015

PERFORMANCE ANALYSIS 1

Number of Competitors: 25

Rank	Bib	Name Ski	NSA	Positions			Partials			Difference			
				Pos.	Time	Rank	Pos.	Time	Rank	Time			
1	13	GUT Lara Head	SUI	Run1:	Int1:	15.79	(3)	I1-I2:	20.08	(9)	0.19		
					Int2:	35.87	(7)		I2-I3:	12.19	(2)	0.89	
					Int3:	48.06	(3)		I3-Fin:	11.94	(3)	0.89	
					Fin:	1:00.00	(2)					0.96	
					Run2:	Int1:	15.82		(2)	I1-I2:	20.51	(4)	0.04
						Int2:	36.33		(1)		I2-I3:	12.77	(6)
				Int3:		49.10	(2)	I3-Fin:	13.41		(3)	0.05	
				Fin:		1:02.51	(2)					0.31	
				Total:		Int1:	1:15.82	(2)					0.54
						Int2:	1:36.33	(2)					0.21
					Int3:	1:49.10	(1)				0.00		
					Fin:	2:02.51	(1)				0.00		
2	5	BREM Eva-Maria Voelkl	AUT		Run1:	Int1:	16.03	(10)	I1-I2:	19.85	(6)	0.43	
						Int2:	35.88	(9)		I2-I3:	12.49	(9)	0.90
				Int3:		48.37	(7)	I3-Fin:		12.04	(6)	1.20	
				Fin:		1:00.41	(7)					1.37	
				Run2:		Int1:	16.17	(7)		I1-I2:	20.45	(1)	0.39
						Int2:	36.62	(3)			I2-I3:	12.43	(1)
					Int3:	49.05	(1)	I3-Fin:	13.15		(1)	0.00	
					Fin:	1:02.20	(1)					0.00	
					Total:	Int1:	1:16.58	(6)					1.30
						Int2:	1:37.03	(4)					0.91
				Int3:		1:49.46	(3)				0.36		
				Fin:		2:02.61	(2)				0.10		
3	1	BRIGNONE Federica Rossignol	ITA	Run1:		Int1:	15.70	(1)	I1-I2:	19.44	(2)	0.10	
						Int2:	35.14	(1)		I2-I3:	12.03	(1)	0.16
					Int3:	47.17	(1)	I3-Fin:		11.98	(4)	0.00	
					Fin:	59.15	(1)					0.11	
					Run2:	Int1:	16.13	(5)		I1-I2:	20.84	(14)	0.35
						Int2:	36.97	(13)			I2-I3:	13.18	(24)
				Int3:		50.15	(14)	I3-Fin:	13.55		(7)	1.10	
				Fin:		1:03.70	(12)					1.50	
				Total:		Int1:	1:15.28	(1)					0.00
						Int2:	1:36.12	(1)					0.00
					Int3:	1:49.30	(2)				0.20		
					Fin:	2:02.85	(3)				0.34		



Number of Competitors: 25

Rank	Bib	Name Ski	NSA	Positions			Partials			Difference					
				Pos.	Time	Rank	Pos.	Time	Rank	Time					
4	12	MOELGG Manuela Rossignol	ITA	Run1:	Int1:	15.93	(7)	I1-I2:	19.94	(7)	0.33				
					Int2:	35.87	(7)				I2-I3:	12.34	(3)	0.89	
					Int3:	48.21	(4)				I3-Fin:	12.21	(12)	1.04	
					Fin:	1:00.42	(8)							1.38	
					Run2:	Int1:	16.27				(15)	I1-I2:	20.52	(6)	0.49
						Int2:	36.79				(6)				I2-I3:
				Int3:		49.37	(4)	I3-Fin:	13.66	(10)	0.32				
				Fin:		1:03.03	(6)				0.83				
				Total:	Int1:	1:16.69	(8)				1.41				
					Int2:	1:37.21	(6)				1.09				
					Int3:	1:49.79	(4)				0.69				
						Fin:	2:03.45	(4)				0.94			
				5	9	WORLEY Tessa Rossignol	FRA	Run1:	Int1:	15.96	(8)	I1-I2:	19.79	(5)	0.36
Int2:	35.75	(5)	I2-I3:						12.47	(7)	0.77				
Int3:	48.22	(5)	I3-Fin:						11.82	(1)	1.05				
Fin:	1:00.04	(3)									1.00				
Run2:	Int1:	16.12	(4)						I1-I2:	20.75	(11)				0.34
	Int2:	36.87	(8)												I2-I3:
	Int3:	49.78	(11)					I3-Fin:				13.67	(12)	0.73	
	Fin:	1:03.45	(11)											1.25	
Total:	Int1:	1:16.16	(3)								0.88				
	Int2:	1:36.91	(3)								0.79				
	Int3:	1:49.82	(5)								0.72				
		Fin:	2:03.49					(5)				0.98			
6	17	LOESETH Nina Voelkl	NOR					Run1:	Int1:	16.03	(10)	I1-I2:	20.40	(16)	0.43
				Int2:	36.43	(13)	I2-I3:		12.46	(6)	1.45				
				Int3:	48.89	(11)	I3-Fin:		12.16	(10)	1.72				
				Fin:	1:01.05	(12)					2.01				
				Run2:	Int1:	16.17	(7)		I1-I2:	20.53	(7)				0.39
					Int2:	36.70	(5)								I2-I3:
					Int3:	49.61	(7)	I3-Fin:				13.23	(2)	0.56	
					Fin:	1:02.84	(4)							0.64	
				Total:	Int1:	1:17.22	(11)				1.94				
					Int2:	1:37.75	(8)				1.63				
					Int3:	1:50.66	(7)				1.56				
						Fin:	2:03.89	(6)				1.38			
				7	2	REBENSBURG Viktoria Stoeckli	GER	Run1:	Int1:	15.87	(4)	I1-I2:	20.17	(10)	0.27
Int2:	36.04	(10)	I2-I3:						12.79	(16)	1.06				
Int3:	48.83	(10)	I3-Fin:						12.20	(11)	1.66				
Fin:	1:01.03	(11)									1.99				
Run2:	Int1:	16.17	(7)						I1-I2:	20.69	(8)				0.39
	Int2:	36.86	(7)												I2-I3:
	Int3:	49.67	(8)					I3-Fin:				13.45	(5)	0.62	
	Fin:	1:03.12	(8)											0.92	
Total:	Int1:	1:17.20	(10)								1.92				
	Int2:	1:37.89	(11)								1.77				
	Int3:	1:50.70	(9)								1.60				
		Fin:	2:04.15					(7)				1.64			

Number of Competitors: 25

Rank	Bib	Name Ski	NSA	Positions			Partials			Difference			
				Pos.	Time	Rank	Pos.	Time	Rank	Time			
8	3	HECTOR Sara Head	SWE	Run1:	Int1:	16.28	(19)	I1-I2:	19.28	(1)	0.68		
					Int2:	35.56	(2)		I2-I3:	12.40	(4)	0.58	
					Int3:	47.96	(2)		I3-Fin:	12.15	(8)	0.79	
					Fin:	1:00.11	(4)					1.07	
					Run2:	Int1:	16.33		(16)	I1-I2:	21.32	(22)	0.55
						Int2:	37.65		(23)		I2-I3:	12.83	(10)
				Int3:		50.48	(20)	I3-Fin:	13.72		(14)	1.43	
				Fin:		1:04.20	(17)					2.00	
				Total:	Int1:	1:16.44	(4)				1.16		
					Int2:	1:37.76	(9)				1.64		
					Int3:	1:50.59	(6)				1.49		
						Fin:	2:04.31	(8)				1.80	
				9	15	HANSDOTTER Frida Rossignol	SWE	Run1:	Int1:	16.19	(15)	I1-I2:	19.51
Int2:	35.70	(3)	I2-I3:						12.90	(20)	0.72		
Int3:	48.60	(9)	I3-Fin:						12.26	(13)	1.43		
Fin:	1:00.86	(9)									1.82		
Run2:	Int1:	16.14	(6)						I1-I2:	20.83	(13)		0.36
	Int2:	36.97	(13)							I2-I3:	13.07		(19)
	Int3:	50.04	(13)					I3-Fin:		13.74	(16)	0.99	
	Fin:	1:03.78	(14)									1.58	
Total:	Int1:	1:17.00	(9)								1.72		
	Int2:	1:37.83	(10)								1.71		
	Int3:	1:50.90	(11)								1.80		
		Fin:	2:04.64					(9)				2.13	
10	21	BAUD MUGNIER Adeline Rossignol	FRA					Run1:	Int1:	16.10	(13)	I1-I2:	20.27
				Int2:	36.37	(12)	I2-I3:		13.02	(21)	1.39		
				Int3:	49.39	(15)	I3-Fin:		12.32	(14)	2.22		
				Fin:	1:01.71	(15)					2.67		
				Run2:	Int1:	16.20	(11)		I1-I2:	20.47	(2)		0.42
					Int2:	36.67	(4)			I2-I3:	12.70		(4)
					Int3:	49.37	(4)	I3-Fin:		13.61	(9)	0.32	
					Fin:	1:02.98	(5)					0.78	
				Total:	Int1:	1:17.91	(13)				2.63		
					Int2:	1:38.38	(13)				2.26		
					Int3:	1:51.08	(12)				1.98		
						Fin:	2:04.69	(10)				2.18	
				11	6	WEIRATHER Tina Atomic	LIE	Run1:	Int1:	15.98	(9)	I1-I2:	19.72
Int2:	35.70	(3)	I2-I3:						12.66	(13)	0.72		
Int3:	48.36	(6)	I3-Fin:						11.92	(2)	1.19		
Fin:	1:00.28	(5)									1.24		
Run2:	Int1:	16.38	(20)						I1-I2:	20.51	(4)		0.60
	Int2:	36.89	(9)							I2-I3:	13.51		(25)
	Int3:	50.40	(17)					I3-Fin:		14.08	(25)	1.35	
	Fin:	1:04.48	(22)									2.28	
Total:	Int1:	1:16.66	(7)								1.38		
	Int2:	1:37.17	(5)								1.05		
	Int3:	1:50.68	(8)								1.58		
		Fin:	2:04.76					(11)				2.25	



Number of Competitors: 25

Rank	Bib	Name Ski	NSA	Positions			Partials			Difference										
				Pos.	Time	Rank	Pos.	Time	Rank	Time										
12	7	FANCHINI Nadia Dynastar	ITA	Run1:	Int1:	15.78	(2)	I1-I2:	20.04	(8)	0.18									
					Int2:	35.82	(6)					I2-I3:	12.57	(10)	0.84					
					Int3:	48.39	(8)					I3-Fin:	11.98	(4)	1.22					
					Fin:	1:00.37	(6)								1.33					
					Run2:	Int1:	16.09					(3)	I1-I2:	21.26	(21)	0.31				
						Int2:	37.35					(18)					I2-I3:	13.05	(18)	1.02
						Int3:	50.40					(17)					I3-Fin:	14.06	(24)	1.35
						Fin:	1:04.46					(21)								2.26
						Total:	Int1:					1:16.46					(5)			
					Int2:		1:37.72					(7)				1.60				
					Int3:		1:50.77					(10)				1.67				
					Fin:		2:04.83					(12)				2.32				
					13	25	CURTONI Elena Head					ITA	Run1:	Int1:	16.09	(12)	I1-I2:	20.34	(13)	0.49
Int2:	36.43	(13)	I2-I3:	12.47				(7)	1.45											
Int3:	48.90	(12)	I3-Fin:	12.11				(7)	1.73											
Fin:	1:01.01	(10)							1.97											
Run2:	Int1:	16.34	(17)	I1-I2:				20.87	(15)	0.56										
	Int2:	37.21	(16)								I2-I3:			13.00	(17)	0.88				
	Int3:	50.21	(15)								I3-Fin:			13.66	(10)	1.16				
	Fin:	1:03.87	(15)													1.67				
	Total:	Int1:	1:17.35								(12)									
Int2:		1:38.22	(12)							2.10										
Int3:		1:51.22	(13)							2.12										
Fin:		2:04.88	(13)							2.37										
14	19	BASSINO Marta Salomon	ITA	Run1:				Int1:	16.19	(15)	I1-I2:			20.39	(14)	0.59				
					Int2:	36.58	(15)	I2-I3:	12.42	(5)		1.60								
					Int3:	49.00	(13)	I3-Fin:	12.71	(24)		1.83								
					Fin:	1:01.71	(15)					2.67								
					Run2:	Int1:	16.45	(22)	I1-I2:	20.47		(2)	0.67							
						Int2:	36.92	(11)									I2-I3:	12.78	(7)	0.59
						Int3:	49.70	(9)									I3-Fin:	13.72	(14)	0.65
						Fin:	1:03.42	(10)												1.22
						Total:	Int1:	1:18.16									(17)			
					Int2:		1:38.63	(14)					2.51							
					Int3:		1:51.41	(14)					2.31							
					Fin:		2:05.13	(14)					2.62							
					15	27	KLING Kajsa Head	SWE	Run1:	Int1:		16.21	(17)				I1-I2:	21.42	(25)	0.61
Int2:	37.63	(25)	I2-I3:	12.74						(14)	2.65									
Int3:	50.37	(25)	I3-Fin:	12.39						(17)	3.20									
Fin:	1:02.76	(25)									3.72									
Run2:	Int1:	15.78	(1)	I1-I2:						20.80	(12)	0.00								
	Int2:	36.58	(2)										I2-I3:	12.64	(3)	0.25				
	Int3:	49.22	(3)										I3-Fin:	13.41	(3)	0.17				
	Fin:	1:02.63	(3)													0.43				
	Total:	Int1:	1:18.54										(19)							
Int2:		1:39.34	(17)									3.22								
Int3:		1:51.98	(15)									2.88								
Fin:		2:05.39	(15)									2.88								



Number of Competitors: 25

Rank	Bib	Name Ski	NSA	Positions			Partials			Difference		
				Pos.	Time	Rank	Pos.	Time	Rank	Time		
16	43	GOGGIA Sofia Atomic	ITA	Run1:	Int1:	16.36	(21)	I1-I2:	20.39	(14)	0.76	
					Int2:	36.75	(18)		I2-I3:	13.41	(25)	1.77
					Int3:	50.16	(23)		I3-Fin:	12.41	(19)	2.99
					Fin:	1:02.57	(22)				3.53	
				Run2:	Int1:	16.18	(10)	I1-I2:	20.71	(10)	0.40	
					Int2:	36.89	(9)		I2-I3:	12.70	(4)	0.56
					Int3:	49.59	(6)		I3-Fin:	13.49	(6)	0.54
					Fin:	1:03.08	(7)				0.88	
				Total:	Int1:	1:18.75	(22)				3.47	
					Int2:	1:39.46	(20)				3.34	
					Int3:	1:52.16	(19)				3.06	
					Fin:	2:05.65	(16)				3.14	
				16	28	GAGNON Marie-Michele Rossignol	CAN	Run1:	Int1:	15.92	(6)	I1-I2:
Int2:	36.79	(19)	I2-I3:						12.65	(12)	1.81	
Int3:	49.44	(16)	I3-Fin:						12.15	(8)	2.27	
Fin:	1:01.59	(13)								2.55		
Run2:	Int1:	16.35	(18)					I1-I2:	21.02	(18)	0.57	
	Int2:	37.37	(19)						I2-I3:	13.11	(23)	1.04
	Int3:	50.48	(20)						I3-Fin:	13.58	(8)	1.43
	Fin:	1:04.06	(16)								1.86	
Total:	Int1:	1:17.94	(14)								2.66	
	Int2:	1:38.96	(15)								2.84	
	Int3:	1:52.07	(16)								2.97	
	Fin:	2:05.65	(16)								3.14	
18	40	DUERR Lena Voelkl	GER					Run1:	Int1:	16.17	(14)	I1-I2:
				Int2:	36.93	(21)	I2-I3:		12.84	(18)	1.95	
				Int3:	49.77	(19)	I3-Fin:		12.65	(23)	2.60	
				Fin:	1:02.42	(20)				3.38		
				Run2:	Int1:	16.23	(14)	I1-I2:	20.70	(9)	0.45	
					Int2:	36.93	(12)		I2-I3:	12.78	(7)	0.60
					Int3:	49.71	(10)		I3-Fin:	13.68	(13)	0.66
					Fin:	1:03.39	(9)				1.19	
				Total:	Int1:	1:18.65	(20)				3.37	
					Int2:	1:39.35	(18)				3.23	
					Int3:	1:52.13	(18)				3.03	
					Fin:	2:05.81	(18)				3.30	
				19	8	PIETILAE-HOLMNER M. Rossignol	SWE	Run1:	Int1:	16.39	(23)	I1-I2:
Int2:	36.62	(16)	I2-I3:						12.58	(11)	1.64	
Int3:	49.20	(14)	I3-Fin:						12.46	(20)	2.03	
Fin:	1:01.66	(14)								2.62		
Run2:	Int1:	16.46	(23)					I1-I2:	20.88	(16)	0.68	
	Int2:	37.34	(17)						I2-I3:	13.07	(19)	1.01
	Int3:	50.41	(19)						I3-Fin:	13.87	(20)	1.36
	Fin:	1:04.28	(19)								2.08	
Total:	Int1:	1:18.12	(16)								2.84	
	Int2:	1:39.00	(16)								2.88	
	Int3:	1:52.07	(16)								2.97	
	Fin:	2:05.94	(19)								3.43	



Number of Competitors: 25

Rank	Bib	Name Ski	NSA	Positions			Partials			Difference			
				Pos.	Time	Rank	Pos.	Time	Rank	Time			
20	42	BRUNNER Stephanie Head	AUT	Run1:	Int1:	15.87	(4)	I1-I2:	20.48	(18)	0.27		
					Int2:	36.35	(11)		I2-I3:	13.10	(22)	1.37	
					Int3:	49.45	(17)		I3-Fin:	12.37	(15)	2.28	
					Fin:	1:01.82	(17)					2.78	
					Run2:	Int1:	16.22		(13)	I1-I2:	21.39	(24)	0.44
						Int2:	37.61		(22)		I2-I3:	12.99	(16)
				Int3:		50.60	(22)	I3-Fin:	14.00		(23)	1.55	
				Total:	Fin:	1:04.60	(23)				2.40		
					Int1:	1:18.04	(15)				2.76		
					Int2:	1:39.43	(19)				3.31		
					Int3:	1:52.42	(20)				3.32		
						Fin:	2:06.42	(20)				3.91	
				21	57	ALPHAND Estelle Dynastar	FRA	Run1:	Int1:	16.40	(24)	I1-I2:	20.51
Int2:	36.91	(20)	I2-I3:						13.24	(24)	1.93		
Int3:	50.15	(22)	I3-Fin:						12.53	(21)	2.98		
Fin:	1:02.68	(24)									3.64		
Run2:	Int1:	16.21	(12)						I1-I2:	20.90	(17)		0.43
	Int2:	37.11	(15)							I2-I3:	12.89		(12)
	Int3:	50.00	(12)					I3-Fin:		13.77	(17)	0.95	
Total:	Fin:	1:03.77	(13)								1.57		
	Int1:	1:18.89	(23)								3.61		
	Int2:	1:39.79	(21)								3.67		
	Int3:	1:52.68	(21)								3.58		
		Fin:	2:06.45					(21)				3.94	
22	20	DREV Ana Voelkl	SLO					Run1:	Int1:	16.37	(22)	I1-I2:	20.62
				Int2:	36.99	(22)	I2-I3:		12.85	(19)	2.01		
				Int3:	49.84	(21)	I3-Fin:		12.81	(25)	2.67		
				Fin:	1:02.65	(23)					3.61		
				Run2:	Int1:	16.39	(21)		I1-I2:	21.10	(20)		0.61
					Int2:	37.49	(20)			I2-I3:	12.83		(10)
					Int3:	50.32	(16)	I3-Fin:		13.92	(22)	1.27	
				Total:	Fin:	1:04.24	(18)				2.04		
					Int1:	1:19.04	(24)				3.76		
					Int2:	1:40.14	(24)				4.02		
					Int3:	1:52.97	(22)				3.87		
						Fin:	2:06.89	(22)				4.38	
				23	37	HASEGAWA Emi Rossignol	JPN	Run1:	Int1:	16.48	(25)	I1-I2:	20.57
Int2:	37.05	(23)	I2-I3:						12.74	(14)	2.07		
Int3:	49.79	(20)	I3-Fin:						12.37	(15)	2.62		
Fin:	1:02.16	(19)									3.12		
Run2:	Int1:	16.50	(25)						I1-I2:	21.37	(23)		0.72
	Int2:	37.87	(24)							I2-I3:	13.07		(19)
	Int3:	50.94	(24)					I3-Fin:		13.87	(20)	1.89	
Total:	Fin:	1:04.81	(24)								2.61		
	Int1:	1:18.66	(21)								3.38		
	Int2:	1:40.03	(22)								3.91		
	Int3:	1:53.10	(23)								4.00		
		Fin:	2:06.97					(23)				4.46	




Number of Competitors: 25

Rank	Bib	Name Ski	NSA	Positions			Partials			Difference			
				Pos.	Time	Rank	Pos.	Time	Rank	Time			
24	32	HAASER Ricarda Fischer	AUT	Run1:	Int1:	16.29	(20)	I1-I2:	20.77	(23)	0.69		
					Int2:	37.06	(24)		I2-I3:	13.10	(22)	2.08	
					Int3:	50.16	(23)		I3-Fin:	12.39	(17)	2.99	
					Fin:	1:02.55	(21)					3.51	
				Run2:	Int1:	16.49	(24)	I1-I2:	21.09	(19)	0.71		
					Int2:	37.58	(21)		I2-I3:	13.08	(22)	1.25	
					Int3:	50.66	(23)		I3-Fin:	13.79	(18)	1.61	
					Fin:	1:04.45	(20)					2.25	
				Total:	Int1:	1:19.04	(24)						3.76
					Int2:	1:40.13	(23)						4.01
					Int3:	1:53.21	(24)						4.11
					Fin:	2:07.00	(24)						4.49
				25	29	BARTHET Anne-Sophie Head	FRA	Run1:	Int1:	16.27	(18)	I1-I2:	20.40
Int2:	36.67	(17)	I2-I3:						12.83	(17)	1.69		
Int3:	49.50	(18)	I3-Fin:						12.59	(22)	2.33		
Fin:	1:02.09	(18)									3.05		
Run2:	Int1:	16.37	(19)					I1-I2:	23.13	(25)	0.59		
	Int2:	39.50	(25)						I2-I3:	12.94	(15)	3.17	
	Int3:	52.44	(25)						I3-Fin:	13.79	(18)	3.39	
	Fin:	1:06.23	(25)									4.03	
Total:	Int1:	1:18.46	(18)										3.18
	Int2:	1:41.59	(25)										5.47
	Int3:	1:54.53	(25)										5.43
	Fin:	2:08.32	(25)										5.81

LEGEND

Pos Intermediate or Speed Position **Int1:** Intermediate 1 **Int3:** Intermediate 3 **Run1** First Run **Fin:** Finish
Total First + Second Run **Int2:** Intermediate 2 **Run2** Second Run





AUDI FIS SKI WORLD CUP 2015/16



Aspen (USA)



2nd LADIES' GIANT SLALOM 2nd RUN

FRI 27 NOV 2015

PERFORMANCE ANALYSIS 2

Number of Competitors: 66

Bib	Name Ski	NSA	Positions			Partials			Difference	
			Pos.	Time	Rank	Pos.	Time	Rank	Time	
1	BRIGNONE Federica Rossignol	ITA	Run1:	Int1:	15.70	(2)	I1-I2:	19.44	(3)	0.10
				Int2:	35.14	(2)	I2-I3:	12.03	(1)	0.16
				Int3:	47.17	(1)	I3-Fin:	11.98	(5)	0.00
				Fin:	59.15	(2)				0.11
			Run2:	Int1:	16.13	(6)	I1-I2:	20.84	(17)	0.35
				Int2:	36.97	(16)	I2-I3:	13.18	(25)	0.64
				Int3:	50.15	(15)	I3-Fin:	13.55	(7)	1.10
				Fin:	1:03.70	(12)				1.50
			Total:	Int1:	1:15.28	(2)				0.00
				Int2:	1:36.12	(2)				0.00
				Int3:	1:49.30	(3)				0.20
				Fin:	2:02.85	(3)				0.34
2	REBENBURG Viktoria Stoekli	GER	Run1:	Int1:	15.87	(6)	I1-I2:	20.17	(16)	0.27
				Int2:	36.04	(14)	I2-I3:	12.79	(22)	1.06
				Int3:	48.83	(13)	I3-Fin:	12.20	(13)	1.66
				Fin:	1:01.03	(13)				1.99
			Run2:	Int1:	16.17	(8)	I1-I2:	20.69	(11)	0.39
				Int2:	36.86	(10)	I2-I3:	12.81	(9)	0.53
				Int3:	49.67	(9)	I3-Fin:	13.45	(5)	0.62
				Fin:	1:03.12	(8)				0.92
			Total:	Int1:	1:17.20	(12)				1.92
				Int2:	1:37.89	(12)				1.77
				Int3:	1:50.70	(10)				1.60
				Fin:	2:04.15	(7)				1.64
3	HECTOR Sara Head	SWE	Run1:	Int1:	16.28	(30)	I1-I2:	19.28	(1)	0.68
				Int2:	35.56	(3)	I2-I3:	12.40	(5)	0.58
				Int3:	47.96	(3)	I3-Fin:	12.15	(10)	0.79
				Fin:	1:00.11	(5)				1.07
			Run2:	Int1:	16.33	(20)	I1-I2:	21.32	(25)	0.55
				Int2:	37.65	(26)	I2-I3:	12.83	(10)	1.32
				Int3:	50.48	(21)	I3-Fin:	13.72	(14)	1.43
				Fin:	1:04.20	(17)				2.00
			Total:	Int1:	1:16.44	(5)				1.16
				Int2:	1:37.76	(10)				1.64
				Int3:	1:50.59	(7)				1.49
				Fin:	2:04.31	(8)				1.80



Number of Competitors: 66

Bib	Name Ski	NSA	Positions			Partials			Difference				
			Pos.	Time	Rank	Pos.	Time	Rank	Time				
4	SHIFFRIN Mikaela Atomic	USA	Run1:	Int1:	15.60	(1)	I1-I2:	19.38	(2)	0.00			
				Int2:	34.98	(1)		I2-I3:	12.33	(3)	0.00		
				Int3:	47.31	(2)		I3-Fin:	11.73	(1)	0.14		
				Fin:	59.04	(1)					0.00		
			Run2:	Int1:	15.94	(3)	I1-I2:	20.42	(3)	0.16			
				Int2:	36.36	(2)				I2-I3:	13.02	(18)	0.03
				Int3:	49.38	(6)				I3-Fin:			0.33
				Fin:	DNF								
			Total:	Int1:									
				Int2:									
				Int3:									
						Fin:	DNF						
			5	BREM Eva-Maria Voelkl	AUT	Run1:	Int1:	16.03	(14)	I1-I2:	19.85	(9)	0.43
Int2:	35.88	(13)					I2-I3:	12.49	(10)		0.90		
Int3:	48.37	(8)					I3-Fin:	12.04	(7)		1.20		
Fin:	1:00.41	(8)									1.37		
Run2:	Int1:	16.17				(8)	I1-I2:	20.45	(4)	0.39			
	Int2:	36.62				(4)				I2-I3:	12.43	(1)	0.29
	Int3:	49.05				(1)				I3-Fin:	13.15	(1)	0.00
	Fin:	1:02.20				(1)							0.00
Total:	Int1:	1:16.58				(7)				1.30			
	Int2:	1:37.03				(5)				0.91			
	Int3:	1:49.46				(4)				0.36			
						Fin:	2:02.61	(2)			0.10		
6	WEIRATHER Tina Atomic	LIE				Run1:	Int1:	15.98	(11)	I1-I2:	19.72	(7)	0.38
			Int2:	35.70	(4)		I2-I3:	12.66	(18)		0.72		
			Int3:	48.36	(7)		I3-Fin:	11.92	(3)		1.19		
			Fin:	1:00.28	(6)						1.24		
			Run2:	Int1:	16.38	(24)	I1-I2:	20.51	(7)	0.60			
				Int2:	36.89	(12)				I2-I3:	13.51	(26)	0.56
				Int3:	50.40	(18)				I3-Fin:	14.08	(25)	1.35
				Fin:	1:04.48	(22)							2.28
			Total:	Int1:	1:16.66	(8)				1.38			
				Int2:	1:37.17	(6)				1.05			
				Int3:	1:50.68	(9)				1.58			
						Fin:	2:04.76	(11)			2.25		
			7	FANCHINI Nadia Dynastar	ITA	Run1:	Int1:	15.78	(3)	I1-I2:	20.04	(13)	0.18
Int2:	35.82	(9)					I2-I3:	12.57	(12)		0.84		
Int3:	48.39	(9)					I3-Fin:	11.98	(5)		1.22		
Fin:	1:00.37	(7)									1.33		
Run2:	Int1:	16.09				(4)	I1-I2:	21.26	(24)	0.31			
	Int2:	37.35				(21)				I2-I3:	13.05	(19)	1.02
	Int3:	50.40				(18)				I3-Fin:	14.06	(24)	1.35
	Fin:	1:04.46				(21)							2.26
Total:	Int1:	1:16.46				(6)				1.18			
	Int2:	1:37.72				(8)				1.60			
	Int3:	1:50.77				(11)				1.67			
						Fin:	2:04.83	(12)			2.32		



Number of Competitors: 66

Bib	Name Ski	NSA	Positions			Partials			Difference		
			Pos.	Time	Rank	Pos.	Time	Rank	Time		
8	PIETILAE-HOLMNER Maria Rossignol	SWE	Run1:	Int1:	16.39	(43)	I1-I2:	20.23	(17)	0.79	
				Int2:	36.62	(23)		I2-I3:	12.58	(13)	1.64
				Int3:	49.20	(19)		I3-Fin:	12.46	(26)	2.03
				Fin:	1:01.66	(18)					2.62
			Run2:	Int1:	16.46	(27)	I1-I2:	20.88	(19)	0.68	
				Int2:	37.34	(20)		I2-I3:	13.07	(20)	1.01
				Int3:	50.41	(20)		I3-Fin:	13.87	(20)	1.36
				Fin:	1:04.28	(19)					2.08
			Total:	Int1:	1:18.12	(20)				2.84	
				Int2:	1:39.00	(19)				2.88	
				Int3:	1:52.07	(17)				2.97	
				Fin:	2:05.94	(19)				3.43	
			9	WORLEY Tessa Rossignol	FRA	Run1:	Int1:	15.96	(10)	I1-I2:	19.79
Int2:	35.75	(6)					I2-I3:	12.47	(8)		0.77
Int3:	48.22	(6)					I3-Fin:	11.82	(2)		1.05
Fin:	1:00.04	(4)									1.00
Run2:	Int1:	16.12				(5)	I1-I2:	20.75	(14)	0.34	
	Int2:	36.87				(11)		I2-I3:	12.91	(13)	0.54
	Int3:	49.78				(12)		I3-Fin:	13.67	(12)	0.73
	Fin:	1:03.45				(11)					1.25
Total:	Int1:	1:16.16				(4)				0.88	
	Int2:	1:36.91				(4)				0.79	
	Int3:	1:49.82				(6)				0.72	
	Fin:	2:03.49				(5)				0.98	
10	KIRCHGASSER Michaela Atomic	AUT				Run1:	Int1:			I1-I2:	
			Int2:				I2-I3:				
			Int3:				I3-Fin:				
			Fin:	DNF							
			Run2:	Int1:			I1-I2:				
				Int2:				I2-I3:			
				Int3:				I3-Fin:			
				Fin:	DNF						
			Total:	Int1:							
				Int2:							
				Int3:							
				Fin:	DNF						
			11	CURTONI Irene Rossignol	ITA	Run1:	Int1:	16.28	(30)	I1-I2:	20.24
Int2:	36.52	(21)					I2-I3:	12.59	(15)		1.54
Int3:	49.11	(18)					I3-Fin:	12.37	(17)		1.94
Fin:	1:01.48	(16)									2.44
Run2:	Int1:	16.31				(19)	I1-I2:	20.35	(1)	0.53	
	Int2:	36.66				(6)		I2-I3:			0.33
	Int3:							I3-Fin:			
	Fin:	DNF									
Total:	Int1:										
	Int2:										
	Int3:										
	Fin:	DNF									



Number of Competitors: 66

Bib	Name Ski	NSA	Positions			Partials			Difference		
			Pos.	Time	Rank	Pos.	Time	Rank	Time		
12	MOELGG Manuela Rossignol	ITA	Run1:	Int1:	15.93	(9)	I1-I2:	19.94	(11)	0.33	
				Int2:	35.87	(11)		I2-I3:	12.34	(4)	0.89
				Int3:	48.21	(5)		I3-Fin:	12.21	(14)	1.04
				Fin:	1:00.42	(9)					1.38
			Run2:	Int1:	16.27	(17)	I1-I2:	20.52	(9)	0.49	
				Int2:	36.79	(9)		I2-I3:	12.58	(2)	0.46
				Int3:	49.37	(4)		I3-Fin:	13.66	(10)	0.32
				Fin:	1:03.03	(6)					0.83
			Total:	Int1:	1:16.69	(9)				1.41	
				Int2:	1:37.21	(7)				1.09	
				Int3:	1:49.79	(5)				0.69	
				Fin:	2:03.45	(4)				0.94	
			13	GUT Lara Head	SUI	Run1:	Int1:	15.79	(4)	I1-I2:	20.08
Int2:	35.87	(11)					I2-I3:	12.19	(2)		0.89
Int3:	48.06	(4)					I3-Fin:	11.94	(4)		0.89
Fin:	1:00.00	(3)									0.96
Run2:	Int1:	15.82				(2)	I1-I2:	20.51	(7)	0.04	
	Int2:	36.33				(1)		I2-I3:	12.77	(6)	0.00
	Int3:	49.10				(2)		I3-Fin:	13.41	(3)	0.05
	Fin:	1:02.51				(2)					0.31
Total:	Int1:	1:15.82				(3)				0.54	
	Int2:	1:36.33				(3)				0.21	
	Int3:	1:49.10				(2)				0.00	
	Fin:	2:02.51				(1)				0.00	
14	PREFONTAINE Marie-Pier Rossignol	CAN				Run1:	Int1:	16.05	(16)	I1-I2:	
			Int2:				I2-I3:				
			Int3:				I3-Fin:				
			Fin:	DNF							
			Run2:	Int1:			I1-I2:				
				Int2:				I2-I3:			
				Int3:				I3-Fin:			
				Fin:	DNF						
			Total:	Int1:							
				Int2:							
				Int3:							
				Fin:	DNF						
			15	HANSDOTTER Frida Rossignol	SWE	Run1:	Int1:	16.19	(25)	I1-I2:	19.51
Int2:	35.70	(4)					I2-I3:	12.90	(26)		0.72
Int3:	48.60	(11)					I3-Fin:	12.26	(15)		1.43
Fin:	1:00.86	(11)									1.82
Run2:	Int1:	16.14				(7)	I1-I2:	20.83	(16)	0.36	
	Int2:	36.97				(16)		I2-I3:	13.07	(20)	0.64
	Int3:	50.04				(14)		I3-Fin:	13.74	(16)	0.99
	Fin:	1:03.78				(14)					1.58
Total:	Int1:	1:17.00				(11)				1.72	
	Int2:	1:37.83				(11)				1.71	
	Int3:	1:50.90				(12)				1.80	
	Fin:	2:04.64				(9)				2.13	




Number of Competitors: 66

Bib	Name Ski	NSA	Positions			Partials			Difference					
			Pos.	Time	Rank	Pos.	Time	Rank	Time					
16	VONN Lindsey Head	USA	Run1:	Int1:	16.05	(16)	I1-I2:	19.71	(6)	0.45				
				Int2:	35.76	(7)					I2-I3:		0.78	
				Int3:							I3-Fin:			
				Fin:	DNF									
				Run2:	Int1:			I1-I2:						
					Int2:						I2-I3:			
			Int3:				I3-Fin:							
			Fin:		DNF									
			Total:		Int1:									
					Int2:									
				Int3:										
				Fin:	DNF									
17	LOESETH Nina Voelkl	NOR		Run1:	Int1:	16.03	(14)	I1-I2:	20.40	(24)	0.43			
					Int2:	36.43	(19)					I2-I3:	12.46	(7)
			Int3:		48.89	(14)	I3-Fin:					12.16	(12)	1.72
			Fin:		1:01.05	(14)				2.01				
			Run2:		Int1:	16.17	(8)	I1-I2:	20.53	(10)	0.39			
					Int2:	36.70	(8)					I2-I3:	12.91	(13)
				Int3:	49.61	(8)	I3-Fin:					13.23	(2)	0.56
				Fin:	1:02.84	(4)				0.64				
				Total:	Int1:	1:17.22	(13)				1.94			
					Int2:	1:37.75	(9)				1.63			
			Int3:		1:50.66	(8)				1.56				
			Fin:		2:03.89	(6)				1.38				
18	MOWINCKEL Ragnhild Rossignol	NOR	Run1:		Int1:	16.42	(45)	I1-I2:	20.37	(21)	0.82			
					Int2:	36.79	(27)					I2-I3:	13.32	(45)
				Int3:	50.11	(28)	I3-Fin:					12.73	(35)	2.94
				Fin:	1:02.84	(32)				3.80				
				Run2:	Int1:			I1-I2:						
					Int2:							I2-I3:		
			Int3:				I3-Fin:							
			Fin:		DNQ									
			Total:		Int1:									
					Int2:									
				Int3:										
				Fin:	DNQ									
19	BASSINO Marta Salomon	ITA		Run1:	Int1:	16.19	(25)	I1-I2:	20.39	(22)	0.59			
					Int2:	36.58	(22)					I2-I3:	12.42	(6)
			Int3:		49.00	(17)	I3-Fin:					12.71	(32)	1.83
			Fin:		1:01.71	(19)				2.67				
			Run2:		Int1:	16.45	(26)	I1-I2:	20.47	(5)	0.67			
					Int2:	36.92	(14)					I2-I3:	12.78	(7)
				Int3:	49.70	(10)	I3-Fin:					13.72	(14)	0.65
				Fin:	1:03.42	(10)				1.22				
				Total:	Int1:	1:18.16	(21)				2.88			
					Int2:	1:38.63	(17)				2.51			
			Int3:		1:51.41	(15)				2.31				
			Fin:		2:05.13	(14)				2.62				



Number of Competitors: 66

Bib	Name Ski	NSA	Positions			Partials			Difference		
			Pos.	Time	Rank	Pos.	Time	Rank	Time		
20	DREV Ana Voelkl	SLO	Run1:	Int1:	16.37	(42)	I1-I2:	20.62	(31)	0.77	
				Int2:	36.99	(31)		I2-I3:	12.85	(25)	2.01
				Int3:	49.84	(27)		I3-Fin:	12.81	(41)	2.67
				Fin:	1:02.65	(28)					3.61
			Run2:	Int1:	16.39	(25)	I1-I2:	21.10	(23)	0.61	
				Int2:	37.49	(23)		I2-I3:	12.83	(10)	1.16
				Int3:	50.32	(17)		I3-Fin:	13.92	(22)	1.27
				Fin:	1:04.24	(18)					2.04
			Total:	Int1:	1:19.04	(29)				3.76	
				Int2:	1:40.14	(27)				4.02	
				Int3:	1:52.97	(23)				3.87	
				Fin:	2:06.89	(22)				4.38	
			21	BAUD MUGNIER Adeline Rossignol	FRA	Run1:	Int1:	16.10	(19)	I1-I2:	20.27
Int2:	36.37	(18)					I2-I3:	13.02	(30)		1.39
Int3:	49.39	(20)					I3-Fin:	12.32	(16)		2.22
Fin:	1:01.71	(19)									2.67
Run2:	Int1:	16.20				(12)	I1-I2:	20.47	(5)	0.42	
	Int2:	36.67				(7)		I2-I3:	12.70	(4)	0.34
	Int3:	49.37				(4)		I3-Fin:	13.61	(9)	0.32
	Fin:	1:02.98				(5)					0.78
Total:	Int1:	1:17.91				(17)				2.63	
	Int2:	1:38.38				(16)				2.26	
	Int3:	1:51.08				(13)				1.98	
	Fin:	2:04.69				(10)				2.18	
22	BARIOZ Taina Head	FRA				Run1:	Int1:	15.79	(4)	I1-I2:	20.06
			Int2:	35.85	(10)		I2-I3:	13.09	(32)		0.87
			Int3:	48.94	(16)		I3-Fin:				1.77
			Fin:	DNF							
			Run2:	Int1:			I1-I2:				
				Int2:				I2-I3:			
				Int3:				I3-Fin:			
				Fin:	DNF						
			Total:	Int1:							
				Int2:							
				Int3:							
				Fin:	DNF						
			23	MARMOTTAN Anemone Rossignol	FRA	Run1:	Int1:	16.16	(21)	I1-I2:	19.93
Int2:	36.09	(15)					I2-I3:	12.52	(11)		1.11
Int3:	48.61	(12)					I3-Fin:	12.73	(35)		1.44
Fin:	1:01.34	(15)									2.30
Run2:	Int1:	16.28				(18)	I1-I2:	20.36	(2)	0.50	
	Int2:	36.64				(5)		I2-I3:			0.31
	Int3:							I3-Fin:			
	Fin:	DNF									
Total:	Int1:										
	Int2:										
	Int3:										
	Fin:	DNF									



Number of Competitors: 66

Bib	Name Ski	NSA	Positions			Partials			Difference						
			Pos.	Time	Rank	Pos.	Time	Rank	Time						
24	MARSAGLIA Francesca Voelkl	ITA	Run1:	Int1:	16.18	(23)	I1-I2:	19.59	(5)	0.58					
				Int2:	35.77	(8)		I2-I3:	12.65	(16)	0.79				
				Int3:	48.42	(10)		I3-Fin:	12.14	(9)	1.25				
				Fin:	1:00.56	(10)					1.52				
			Run2:	Int1:	16.23	(15)	I1-I2:				0.45				
				Int2:				I2-I3:							
				Int3:				I3-Fin:							
			Total:	Int1:											
				Int2:											
				Int3:											
			Fin:	DNF											
25	CURTONI Elena Head	ITA	Run1:	Int1:	16.09	(18)	I1-I2:	20.34	(20)	0.49					
				Int2:	36.43	(19)		I2-I3:	12.47	(8)	1.45				
				Int3:	48.90	(15)		I3-Fin:	12.11	(8)	1.73				
				Fin:	1:01.01	(12)					1.97				
			Run2:	Int1:	16.34	(21)	I1-I2:	20.87	(18)		0.56				
				Int2:	37.21	(19)		I2-I3:	13.00			(17)	0.88		
				Int3:	50.21	(16)		I3-Fin:	13.66			(10)	1.16		
			Total:	Int1:	1:17.35	(14)					2.07				
				Int2:	1:38.22	(15)									2.10
				Int3:	1:51.22	(14)									2.12
			Fin:	2:04.88	(13)				2.37						
26	AGNELLI Nicole Elan	ITA	Run1:	Int1:	16.42	(45)	I1-I2:			0.82					
				Int2:				I2-I3:							
				Int3:				I3-Fin:							
				Fin:	DNF										
			Run2:	Int1:			I1-I2:								
				Int2:				I2-I3:							
				Int3:				I3-Fin:							
			Total:	Int1:											
				Int2:											
				Int3:											
			Fin:	DNF											
27	KLING Kajsa Head	SWE	Run1:	Int1:	16.21	(27)	I1-I2:	21.42	(48)	0.61					
				Int2:	37.63	(44)		I2-I3:	12.74	(20)	2.65				
				Int3:	50.37	(38)		I3-Fin:	12.39	(21)	3.20				
				Fin:	1:02.76	(30)					3.72				
			Run2:	Int1:	15.78	(1)	I1-I2:	20.80	(15)		0.00				
				Int2:	36.58	(3)		I2-I3:	12.64			(3)	0.25		
				Int3:	49.22	(3)		I3-Fin:	13.41			(3)	0.17		
			Total:	Int1:	1:18.54	(23)					3.26				
				Int2:	1:39.34	(20)									3.22
				Int3:	1:51.98	(16)									2.88
			Fin:	2:05.39	(15)				2.88						



Number of Competitors: 66

Bib	Name Ski	NSA	Positions			Partials			Difference		
			Pos.	Time	Rank	Pos.	Time	Rank	Time		
28	GAGNON Marie-Michele Rossignol	CAN	Run1:	Int1:	15.92	(8)	I1-I2:	20.87	(44)	0.32	
				Int2:	36.79	(27)		I2-I3:	12.65	(16)	1.81
				Int3:	49.44	(21)		I3-Fin:	12.15	(10)	2.27
				Fin:	1:01.59	(17)					2.55
			Run2:	Int1:	16.35	(22)	I1-I2:	21.02	(21)	0.57	
				Int2:	37.37	(22)		I2-I3:	13.11	(24)	1.04
				Int3:	50.48	(21)		I3-Fin:	13.58	(8)	1.43
				Fin:	1:04.06	(16)					1.86
			Total:	Int1:	1:17.94	(18)				2.66	
				Int2:	1:38.96	(18)				2.84	
				Int3:	1:52.07	(17)				2.97	
				Fin:	2:05.65	(16)				3.14	
			29	BARTHET Anne-Sophie Head	FRA	Run1:	Int1:	16.27	(29)	I1-I2:	20.40
Int2:	36.67	(24)					I2-I3:	12.83	(23)		1.69
Int3:	49.50	(23)					I3-Fin:	12.59	(29)		2.33
Fin:	1:02.09	(22)									3.05
Run2:	Int1:	16.37				(23)	I1-I2:	23.13	(28)	0.59	
	Int2:	39.50				(28)		I2-I3:	12.94	(15)	3.17
	Int3:	52.44				(26)		I3-Fin:	13.79	(18)	3.39
	Fin:	1:06.23				(25)					4.03
Total:	Int1:	1:18.46				(22)				3.18	
	Int2:	1:41.59				(28)				5.47	
	Int3:	1:54.53				(26)				5.43	
	Fin:	2:08.32				(25)				5.81	
30	LAVTAR Katarina Voelkl	SLO				Run1:	Int1:	16.33	(35)	I1-I2:	
			Int2:				I2-I3:				
			Int3:				I3-Fin:				
			Fin:	DNF							
			Run2:	Int1:			I1-I2:				
				Int2:				I2-I3:			
				Int3:				I3-Fin:			
				Fin:	DNF						
			Total:	Int1:							
				Int2:							
				Int3:							
				Fin:	DNF						
			31	HUETTER Cornelia Voelkl	AUT	Run1:	Int1:	15.99	(13)	I1-I2:	
Int2:							I2-I3:				
Int3:							I3-Fin:				
Fin:	DNF										
Run2:	Int1:						I1-I2:				
	Int2:							I2-I3:			
	Int3:							I3-Fin:			
	Fin:	DNF									
Total:	Int1:										
	Int2:										
	Int3:										
	Fin:	DNF									



Number of Competitors: 66

Bib	Name Ski	NSA	Positions			Partials			Difference		
			Pos.	Time	Rank	Pos.	Time	Rank	Time		
32	HAASER Ricarda Fischer	AUT	Run1:	Int1:	16.29	(33)	I1-I2:	20.77	(40)	0.69	
				Int2:	37.06	(35)		I2-I3:	13.10	(33)	2.08
				Int3:	50.16	(30)		I3-Fin:	12.39	(21)	2.99
				Fin:	1:02.55	(26)					3.51
			Run2:	Int1:	16.49	(29)	I1-I2:	21.09	(22)	0.71	
				Int2:	37.58	(24)		I2-I3:	13.08	(23)	1.25
				Int3:	50.66	(24)		I3-Fin:	13.79	(18)	1.61
				Fin:	1:04.45	(20)					2.25
			Total:	Int1:	1:19.04	(29)				3.76	
				Int2:	1:40.13	(26)				4.01	
				Int3:	1:53.21	(25)				4.11	
				Fin:	2:07.00	(24)				4.49	
33	TILLEY Alexandra Head	GBR	Run1:	Int1:	16.51	(52)	I1-I2:			0.91	
				Int2:				I2-I3:			
				Int3:				I3-Fin:			
				Fin:	DNF						
			Run2:	Int1:			I1-I2:				
				Int2:				I2-I3:			
				Int3:				I3-Fin:			
				Fin:	DNF						
			Total:	Int1:							
				Int2:							
				Int3:							
				Fin:	DNF						
34	CRAWFORD Candace Head	CAN	Run1:	Int1:	16.32	(34)	I1-I2:	20.71	(36)	0.72	
				Int2:	37.03	(33)		I2-I3:	13.18	(40)	2.05
				Int3:	50.21	(35)		I3-Fin:	12.80	(40)	3.04
				Fin:	1:03.01	(37)					3.97
			Run2:	Int1:			I1-I2:				
				Int2:				I2-I3:			
				Int3:				I3-Fin:			
				Fin:	DNQ						
			Total:	Int1:							
				Int2:							
				Int3:							
				Fin:	DNQ						
35	PICHLER Karoline Head	ITA	Run1:	Int1:	16.28	(30)	I1-I2:	21.55	(51)	0.68	
				Int2:	37.83	(47)		I2-I3:	12.73	(19)	2.85
				Int3:	50.56	(43)		I3-Fin:	12.40	(23)	3.39
				Fin:	1:02.96	(35)					3.92
			Run2:	Int1:			I1-I2:				
				Int2:				I2-I3:			
				Int3:				I3-Fin:			
				Fin:	DNQ						
			Total:	Int1:							
				Int2:							
				Int3:							
				Fin:	DNQ						



Number of Competitors: 66

Bib	Name Ski	NSA	Positions			Partials			Difference Time		
			Pos.	Time	Rank	Pos.	Time	Rank			
36	HOLDENER Wendy Head	SUI	Run1:	Int1:	15.98	(11)	I1-I2:		0.38		
				Int2:						I2-I3:	
				Int3:						I3-Fin:	
			Fin:	DNF							
				Run2:	Int1:			I1-I2:			
					Int2:						I2-I3:
			Int3:				I3-Fin:				
			Fin:	DNF							
				Total:	Int1:						
					Int2:						
Int3:											
Fin:	DNF										
	37	HASEGAWA Emi Rossignol	JPN	Run1:	Int1:	16.48	(49)	I1-I2:	20.57	(29)	0.88
					Int2:	37.05	(34)		I2-I3:	12.74	(20)
Int3:					49.79	(26)	I3-Fin:		12.37	(17)	2.62
Fin:				1:02.16 (23)						3.12	
				Run2:	Int1:	16.50	(30)	I1-I2:	21.37	(26)	0.72
					Int2:	37.87	(27)		I2-I3:	13.07	(20)
Int3:					50.94	(25)	I3-Fin:		13.87	(20)	1.89
Fin:				1:04.81 (24)						2.61	
				Total:	Int1:	1:18.66	(25)				3.38
					Int2:	1:40.03	(25)				3.91
Int3:	1:53.10	(24)				4.00					
Fin:	2:06.97 (23)						4.46				
	38	PAULATHOVA Katerina Rossignol	CZE	Run1:	Int1:	16.18	(23)	I1-I2:		0.58	
					Int2:						I2-I3:
Int3:							I3-Fin:				
Fin:				DNF							
				Run2:	Int1:			I1-I2:			
					Int2:						I2-I3:
Int3:							I3-Fin:				
Fin:				DNF							
				Total:	Int1:						
					Int2:						
Int3:											
Fin:	DNF										
	39	GRENIER Valerie Rossignol	CAN	Run1:	Int1:	16.25	(28)	I1-I2:		0.65	
					Int2:						I2-I3:
Int3:							I3-Fin:				
Fin:				DNF							
				Run2:	Int1:			I1-I2:			
					Int2:						I2-I3:
Int3:							I3-Fin:				
Fin:				DNF							
				Total:	Int1:						
					Int2:						
Int3:											
Fin:	DNF										



Number of Competitors: 66

Bib	Name Ski	NSA	Positions			Partials			Difference		
			Pos.	Time	Rank	Pos.	Time	Rank	Time		
40	DUERR Lena Voelkl	GER	Run1:	Int1:	16.17	(22)	I1-I2:	20.76	(39)	0.57	
				Int2:	36.93	(30)		I2-I3:	12.84	(24)	1.95
				Int3:	49.77	(25)		I3-Fin:	12.65	(30)	2.60
				Fin:	1:02.42	(25)					3.38
			Run2:	Int1:	16.23	(15)	I1-I2:	20.70	(12)	0.45	
				Int2:	36.93	(15)		I2-I3:	12.78	(7)	0.60
				Int3:	49.71	(11)		I3-Fin:	13.68	(13)	0.66
				Fin:	1:03.39	(9)					1.19
			Total:	Int1:	1:18.65	(24)				3.37	
				Int2:	1:39.35	(21)				3.23	
				Int3:	1:52.13	(19)				3.03	
				Fin:	2:05.81	(18)				3.30	
			41	ORTLIEB Nina Head	AUT	Run1:	Int1:	16.67	(59)	I1-I2:	20.61
Int2:	37.28	(41)					I2-I3:	13.14	(35)		2.30
Int3:	50.42	(40)					I3-Fin:	12.72	(33)		3.25
Fin:	1:03.14	(40)									4.10
Run2:	Int1:						I1-I2:				
	Int2:							I2-I3:			
	Int3:							I3-Fin:			
	Fin:	DNQ									
Total:	Int1:										
	Int2:										
	Int3:										
	Fin:	DNQ									
42	BRUNNER Stephanie Head	AUT				Run1:	Int1:	15.87	(6)	I1-I2:	20.48
			Int2:	36.35	(16)		I2-I3:	13.10	(33)		1.37
			Int3:	49.45	(22)		I3-Fin:	12.37	(17)		2.28
			Fin:	1:01.82	(21)						2.78
			Run2:	Int1:	16.22	(14)	I1-I2:	21.39	(27)	0.44	
				Int2:	37.61	(25)		I2-I3:	12.99	(16)	1.28
				Int3:	50.60	(23)		I3-Fin:	14.00	(23)	1.55
				Fin:	1:04.60	(23)					2.40
			Total:	Int1:	1:18.04	(19)				2.76	
				Int2:	1:39.43	(22)				3.31	
				Int3:	1:52.42	(21)				3.32	
				Fin:	2:06.42	(20)				3.91	
			43	GOGGIA Sofia Atomic	ITA	Run1:	Int1:	16.36	(40)	I1-I2:	20.39
Int2:	36.75	(25)					I2-I3:	13.41	(47)		1.77
Int3:	50.16	(30)					I3-Fin:	12.41	(24)		2.99
Fin:	1:02.57	(27)									3.53
Run2:	Int1:	16.18				(11)	I1-I2:	20.71	(13)	0.40	
	Int2:	36.89				(12)		I2-I3:	12.70	(4)	0.56
	Int3:	49.59				(7)		I3-Fin:	13.49	(6)	0.54
	Fin:	1:03.08				(7)					0.88
Total:	Int1:	1:18.75				(26)				3.47	
	Int2:	1:39.46				(23)				3.34	
	Int3:	1:52.16				(20)				3.06	
	Fin:	2:05.65				(16)				3.14	



Number of Competitors: 66

Bib	Name Ski	NSA	Positions			Partials			Difference
			Pos.	Time	Rank	Pos.	Time	Rank	Time
44	FRASSE SOMBET Coralie Head	FRA	Run1:	Int1:	16.10	(19)	I1-I2:		0.50
				Int2:			I2-I3:		
				Int3:			I3-Fin:		
				Fin:	DNF				
			Run2:	Int1:			I1-I2:		
				Int2:			I2-I3:		
				Int3:			I3-Fin:		
				Fin:	DNF				
			Total:	Int1:					
				Int2:					
	Int3:								
	Fin:	DNF							
45	WILD Simone	SUI	Run1:	Int1:	16.49	(50)	I1-I2:	21.40 (47)	0.89
				Int2:	37.89	(48)	I2-I3:	12.58 (13)	
				Int3:	50.47	(41)	I3-Fin:	12.43 (25)	
				Fin:	1:02.90	(34)			
			Run2:	Int1:			I1-I2:		
				Int2:			I2-I3:		
				Int3:			I3-Fin:		
				Fin:	DNQ				
			Total:	Int1:					
				Int2:					
	Int3:								
	Fin:	DNQ							
46	HOESL Simona Stoekli	GER	Run1:	Int1:	16.34	(36)	I1-I2:	20.67 (34)	0.74
				Int2:	37.01	(32)	I2-I3:	13.15 (36)	
				Int3:	50.16	(30)	I3-Fin:	12.72 (33)	
				Fin:	1:02.88	(33)			
			Run2:	Int1:			I1-I2:		
				Int2:			I2-I3:		
				Int3:			I3-Fin:		
				Fin:	DNQ				
			Total:	Int1:					
				Int2:					
	Int3:								
	Fin:	DNQ							
47	FJAELLSTROEM Magdalena Head	SWE	Run1:	Int1:	16.80	(63)	I1-I2:	21.20 (46)	1.20
				Int2:	38.00	(49)	I2-I3:	13.52 (48)	
				Int3:	51.52	(48)	I3-Fin:	12.78 (39)	
				Fin:	1:04.30	(47)			
			Run2:	Int1:			I1-I2:		
				Int2:			I2-I3:		
				Int3:			I3-Fin:		
				Fin:	DNQ				
			Total:	Int1:					
				Int2:					
	Int3:								
	Fin:	DNQ							



Number of Competitors: 66

Bib	Name Ski	NSA	Positions			Partials			Difference		
			Pos.	Time	Rank	Pos.	Time	Rank	Time		
48	SUTER Jasmina Voelkl	SUI	Run1:	Int1:	16.54	(53)	I1-I2:	20.71	(36)	0.94	
				Int2:	37.25	(39)		I2-I3:	13.15	(36)	2.27
				Int3:	50.40	(39)		I3-Fin:	12.38	(20)	3.23
				Fin:	1:02.78	(31)					3.74
			Run2:	Int1:			I1-I2:				
				Int2:				I2-I3:			
				Int3:				I3-Fin:			
			Total:	Int1:							
				Int2:							
				Int3:							
			Fin:	DNQ							
49	THALMANN Carmen Head	AUT	Run1:	Int1:	16.36	(40)	I1-I2:	20.86	(43)	0.76	
				Int2:	37.22	(37)		I2-I3:	12.97	(27)	2.24
				Int3:	50.19	(33)		I3-Fin:	12.77	(38)	3.02
				Fin:	1:02.96	(35)					3.92
			Run2:	Int1:			I1-I2:				
				Int2:				I2-I3:			
				Int3:				I3-Fin:			
			Total:	Int1:							
				Int2:							
				Int3:							
			Fin:	DNQ							
50	MCJAMES Megan	USA	Run1:	Int1:	16.42	(45)	I1-I2:	20.80	(41)	0.82	
				Int2:	37.22	(37)		I2-I3:	12.98	(28)	2.24
				Int3:	50.20	(34)		I3-Fin:	12.86	(43)	3.03
				Fin:	1:03.06	(39)					4.02
			Run2:	Int1:			I1-I2:				
				Int2:				I2-I3:			
				Int3:				I3-Fin:			
			Total:	Int1:							
				Int2:							
				Int3:							
			Fin:	DNQ							
51	KOPP Rahel Rossignol	SUI	Run1:	Int1:	16.35	(39)	I1-I2:	20.01	(12)	0.75	
				Int2:	36.36	(17)		I2-I3:	13.21	(41)	1.38
				Int3:	49.57	(24)		I3-Fin:	12.75	(37)	2.40
				Fin:	1:02.32	(24)					3.28
			Run2:	Int1:	16.46	(27)	I1-I2:			0.68	
				Int2:				I2-I3:			
				Int3:				I3-Fin:			
			Total:	Int1:							
				Int2:							
				Int3:							
			Fin:	DNF							



Number of Competitors: 66

Bib	Name Ski	NSA	Positions			Partials			Difference				
			Pos.	Time	Rank	Pos.	Time	Rank	Time				
52	DIREZ Clara Dynastar	FRA	Run1:	Int1:	16.34	(36)	I1-I2:	20.41	(26)	0.74			
				Int2:	36.75	(25)					I2-I3:	1.77	
				Int3:							I3-Fin:		
			Run2:	Fin:	DNF								
				Int1:			I1-I2:						
				Int2:			I2-I3:						
			Total:	Int3:			I3-Fin:						
				Fin:	DNF								
			53	EKLUND Nathalie Head	SWE	Run1:	Int1:	16.42	(45)	I1-I2:	20.65	(33)	0.82
Int2:	37.07	(36)					I2-I3:	13.26	(43)				
Int3:	50.33	(36)					I3-Fin:	12.90	(44)				
Run2:	Fin:	1:03.23				(41)							
	Int1:						I1-I2:						
	Int2:						I2-I3:						
Total:	Int3:						I3-Fin:						
	Fin:	DNQ											
54	TRUPPE Katharina Fischer	AUT				Run1:	Int1:	16.61	(55)	I1-I2:			1.01
			Int2:				I2-I3:						
			Int3:				I3-Fin:						
			Run2:	Fin:	DNF								
				Int1:			I1-I2:						
				Int2:			I2-I3:						
			Total:	Int3:			I3-Fin:						
				Fin:	DNF								
			55	ROBNIK Tina Elan	SLO	Run1:	Int1:	16.34	(36)	I1-I2:			0.74
Int2:							I2-I3:						
Int3:							I3-Fin:						
Run2:	Fin:	DNF											
	Int1:						I1-I2:						
	Int2:						I2-I3:						
Total:	Int3:						I3-Fin:						
	Fin:	DNF											



Number of Competitors: 66

Bib	Name Ski	NSA	Positions			Partials			Difference				
			Pos.	Time	Rank	Pos.	Time	Rank	Time				
56	GALLHUBER Katharina Atomic	AUT	Run1:	Int1:	16.70	(60)	I1-I2:		1.10				
				Int2:			I2-I3:						
				Int3:			I3-Fin:						
				Fin:	DNF								
				Run2:	Int1:			I1-I2:					
					Int2:			I2-I3:					
			Int3:				I3-Fin:						
			Fin:		DNF								
			Total:		Int1:								
					Int2:								
				Int3:									
				Fin:	DNF								
57	ALPHAND Estelle Dynastar	FRA		Run1:	Int1:	16.40	(44)	I1-I2:	20.51 (28)	0.80			
					Int2:	36.91	(29)	I2-I3:	13.24 (42)	1.93			
			Int3:		50.15	(29)	I3-Fin:	12.53 (28)	2.98				
			Fin:		1:02.68	(29)			3.64				
			Run2:		Int1:	16.21	(13)	I1-I2:	20.90 (20)	0.43			
					Int2:	37.11	(18)	I2-I3:	12.89 (12)	0.78			
				Int3:	50.00	(13)	I3-Fin:	13.77 (17)	0.95				
				Fin:	1:03.77	(13)			1.57				
				Total:	Int1:	1:18.89	(28)			3.61			
					Int2:	1:39.79	(24)			3.67			
			Int3:		1:52.68	(22)			3.58				
			Fin:		2:06.45	(21)			3.94				
			58		GISIN Michelle Rossignol	SUI	Run1:	Int1:	16.71	(61)	I1-I2:	20.67 (34)	1.11
								Int2:	37.38	(43)	I2-I3:	13.17 (39)	2.40
				Int3:				50.55	(42)	I3-Fin:	13.16 (48)	3.38	
				Fin:				1:03.71	(43)			4.67	
				Run2:				Int1:			I1-I2:		
								Int2:			I2-I3:		
Int3:							I3-Fin:						
Fin:	DNQ												
Total:	Int1:												
	Int2:												
	Int3:												
	Fin:	DNQ											
	59	SCHLEPER Sarah Rossignol	MEX	Run1:	Int1:	16.61	(55)	I1-I2:	21.43 (49)	1.01			
					Int2:	38.04	(50)	I2-I3:	13.79 (49)	3.06			
Int3:					51.83	(49)	I3-Fin:	12.81 (41)	4.66				
Fin:					1:04.64	(48)			5.60				
Run2:					Int1:			I1-I2:					
					Int2:			I2-I3:					
				Int3:			I3-Fin:						
				Fin:	DNQ								
				Total:	Int1:								
					Int2:								
Int3:													
Fin:					DNQ								



Number of Competitors: 66

Bib	Name Ski	NSA	Positions			Partials			Difference		
			Pos.	Time	Rank	Pos.	Time	Rank	Time		
60	WIKSTROEM Emelie Voelkl	SWE	Run1:	Int1:	16.61	(55)	I1-I2:	21.49	(50)	1.01	
				Int2:	38.10	(51)		I2-I3:	12.99	(29)	3.12
				Int3:	51.09	(46)		I3-Fin:	12.48	(27)	3.92
				Fin:	1:03.57	(42)					4.53
			Run2:	Int1:			I1-I2:				
				Int2:				I2-I3:			
				Int3:				I3-Fin:			
			Total:	Int1:							
				Int2:							
				Int3:							
			Fin:	DNQ							
61	SCHILD Bernadette Rossignol	AUT	Run1:	Int1:	16.99	(64)	I1-I2:	20.82	(42)	1.39	
				Int2:	37.81	(46)		I2-I3:	13.30	(44)	2.83
				Int3:	51.11	(47)		I3-Fin:	12.90	(44)	3.94
				Fin:	1:04.01	(46)					4.97
			Run2:	Int1:			I1-I2:				
				Int2:				I2-I3:			
				Int3:				I3-Fin:			
			Total:	Int1:							
				Int2:							
				Int3:							
			Fin:	DNQ							
62	WIESLER Maren Fischer	GER	Run1:	Int1:	16.60	(54)	I1-I2:	20.75	(38)	1.00	
				Int2:	37.35	(42)		I2-I3:	13.32	(45)	2.37
				Int3:	50.67	(44)		I3-Fin:	13.09	(46)	3.50
				Fin:	1:03.76	(44)					4.72
			Run2:	Int1:			I1-I2:				
				Int2:				I2-I3:			
				Int3:				I3-Fin:			
			Total:	Int1:							
				Int2:							
				Int3:							
			Fin:	DNQ							
63	IGNJATOVIC Nevena Stoekli	SRB	Run1:	Int1:	16.77	(62)	I1-I2:			1.17	
				Int2:				I2-I3:			
				Int3:				I3-Fin:			
				Fin:	DNF						
			Run2:	Int1:			I1-I2:				
				Int2:				I2-I3:			
				Int3:				I3-Fin:			
			Total:	Int1:							
				Int2:							
				Int3:							
			Fin:	DNF							



Number of Competitors: 66

Bib	Name Ski	NSA	Positions			Partials			Difference		
			Pos.	Time	Rank	Pos.	Time	Rank	Time		
64	BUCIK Ana Stoekli	SLO	Run1:	Int1:	16.49	(50)	I1-I2:	21.15	(45)	0.89	
				Int2:	37.64	(45)		I2-I3:	13.15	(36)	2.66
				Int3:	50.79	(45)		I3-Fin:	13.10	(47)	3.62
				Fin:	1:03.89	(45)					4.85
			Run2:	Int1:			I1-I2:				
				Int2:				I2-I3:			
				Int3:				I3-Fin:			
			Total:	Int1:							
				Int2:							
				Int3:							
			Fin:	DNQ							
65	DUBOVSKA Martina Voelkl	CZE	Run1:	Int1:	16.65	(58)	I1-I2:	20.62	(31)	1.05	
				Int2:	37.27	(40)		I2-I3:	13.06	(31)	2.29
				Int3:	50.33	(36)		I3-Fin:	12.68	(31)	3.16
				Fin:	1:03.01	(37)					3.97
			Run2:	Int1:			I1-I2:				
				Int2:				I2-I3:			
				Int3:				I3-Fin:			
			Total:	Int1:							
				Int2:							
				Int3:							
			Fin:	DNQ							
66	HUDSON Piera Stoekli	NZL	Run1:	Int1:	17.40	(65)	I1-I2:			1.80	
				Int2:				I2-I3:			
				Int3:				I3-Fin:			
				Fin:	DNF						
			Run2:	Int1:			I1-I2:				
				Int2:				I2-I3:			
				Int3:				I3-Fin:			
			Total:	Int1:							
				Int2:							
				Int3:							
			Fin:	DNF							

LEGEND

Pos Intermediate or Speed Position **DNQ** Did Not Qualify **Int2:** Intermediate 2 **DNF** Did Not Finish **Run1** First Run
Total First + Second Run **Int1:** Intermediate 1 **Int3:** Intermediate 3 **Run2** Second Run **Fin:** Finish





Audi
FIS Ski World Cup

AUDI

FIS SKI WORLD CUP 2015/16



AFTER 2nd LADIES' GIANT SLALOM GIANT SLALOM FIS WCSL LIST

Number of Competitors: 57			24 OCT 2015 Sölden (AUT)		27 NOV 2015 Aspen (USA)			
Rank	FIS Code	Name	NSA	1	2	Base	- X	+ Y = WCSL-GS
1	55947	FENNINGER Anna	AUT	-	-	642	143	- 499
2	55898	BREM Eva-Maria	AUT	32	80	436	97 112	451
3	6535237	SHIFFRIN Mikaela	USA	80	-	389	86 80	383
4	297601	BRIGNONE Federica	ITA	100	60	237	53 160	344
4	506399	HECTOR Sara	SWE	36	32	355	79 68	344
6	205218	REBENSBURG Viktoria	GER	40	36	262	58 76	280
7	565243	MAZE Tina	SLO	-	-	311	69	- 242
8	296729	FANCHINI Nadia	ITA	24	22	244	54 46	236
9	355050	WEIRATHER Tina	LIE	60	24	189	42 84	231
10	516138	GUT Lara	SUI	50	100	73	16 150	207
10	55838	ZETTEL Kathrin	AUT	-	-	266	59	- 207
12	196928	WORLEY Tessa	FRA	45	45	131	29 90	192
13	505679	HANSDOTTER Frida	SWE	26	29	132	29 55	158
14	296259	MOELGG Manuela	ITA	22	50	104	23 72	153
15	425771	LOESETH Nina	NOR	13	40	110	24 53	139
16	505760	PIETILAE-HOLMNER Maria	SWE	9	12	137	30 21	128
17	505632	LINDELL-VIKARBY Jessica	SWE	-	-	155	34	- 121
18	296509	CURTONI Irene	ITA	29	-	114	25 29	118
19	55759	KIRCHGASSER Michaela	AUT	12	-	117	26 12	103
20	106825	PREFONTAINE Marie-Pier	CAN	16	-	108	24 16	100
21	425929	MOWINCKEL Ragnhild	NOR	-	-	120	27	- 93
22	299276	BASSINO Marta	ITA	-	18	88	20 18	86
23	197319	BAUD MUGNIER Adeline	FRA	-	26	71	16 26	81
24	515747	GISIN Dominique	SUI	-	-	90	20	- 70
25	565268	DREV Ana	SLO	-	9	76	17 9	68
26	297910	CURTONI Elena	ITA	18	20	24	5 38	57
27	196725	BARIOZ Taina	FRA	20	-	46	10 20	56
28	55576	GOERGL Elisabeth	AUT	-	-	69	15	- 54
29	537544	VONN Lindsey	USA	-	-	63	14	- 49
30	196793	MARMOTTAN Anemone	FRA	-	-	56	12	- 44
31	505886	KLING Kajsa	SWE	10	16	16	4 26	38
32	105269	GAGNON Marie-Michele	CAN	6	15	19	4 21	36
33	297702	MARSAGLIA Francesca	ITA	-	-	45	10	- 35
34	298323	GOGGIA Sofia	ITA	15	15	-	- 30	30
35	196726	BARTHET Anne-Sophie	FRA	14	6	8	2 20	26



AFTER 2nd LADIES' GIANT SLALOM
GIANT SLALOM FIS WCSL LIST

Number of Competitors: 57				24 OCT 2015 Sölden		(AUT)		27 NOV 2015 Aspen		(USA)	
Rank	FIS Code	Name	NSA	1	2	Base	- X	+ Y	=	WCSL-GS	
35	55750	FISCHBACHER Andrea	AUT	-	-	33	7	-		26	
37	298124	AGNELLI Nicole	ITA	-	-	27	6	-		21	
37	306249	HASEGAWA Emi	JPN	7	8	8	2	15		21	
39	56087	SIEBENHOFER Ramona	AUT	8	-	11	2	8		17	
40	565331	LAVTAR Katarina	SLO	4	-	16	4	4		16	
41	196179	BERTRAND Marion	FRA	-	-	19	4	-		15	
42	206355	DUERR Lena	GER	-	13	-	-	13		13	
43	56217	BRUNNER Stephanie	AUT	-	11	-	-	11		11	
43	516284	GISIN Michelle	SUI	-	-	14	3	-		11	
43	537545	MANCUSO Julia	USA	-	-	14	3	-		11	
43	516394	SUTER Jasmina	SUI	11	-	-	-	11		11	
47	197616	ALPHAND Estelle	FRA	-	10	-	-	10		10	
47	516280	HOLDENER Wendy	SUI	5	-	6	1	5		10	
49	56174	HAASER Ricarda	AUT	-	7	-	-	7		7	
50	298694	PICHLER Karoline	ITA	-	-	8	2	-		6	
51	506350	EKLUND Nathalie	SWE	-	-	6	1	-		5	
51	197124	FRASSE SOMBET Coralie	FRA	-	-	6	1	-		5	
51	206367	HRONEK Veronique	GER	-	-	6	1	-		5	
54	538284	MCJAMES Megan	USA	-	-	5	1	-		4	
54	155699	PAULATHOVA Katerina	CZE	-	-	5	1	-		4	
56	206444	HOESL Simona	GER	-	-	4	1	-		3	
56	55977	THALMANN Carmen	AUT	-	-	4	1	-		3	

Number of Competitors per Nation until 60th position

AUT : 10	CAN : 2	CZE : 1	FRA : 8	GER : 4	ITA : 10
JPN : 1	LIE : 1	NOR : 2	SLO : 3	SUI : 5	SWE : 6
USA : 4					

LEGEND

Base Last season WCSL points
X (Base / number of planned races in the current season) * number of completed races in the current season
Y WC points won in the current season
WCSL-GS World Cup Start List points for Giant Slalom

27-11-2015 / Aspen (USA) / 5186

Page 2/2

www.fis-ski.com

Generation Date: FRI 27 NOV 2015

Time: 14:12

Document: 60A 1.0



AFTER 2nd LADIES' GIANT SLALOM
OVERALL FIS WCSL LIST

Number of Competitors: 128

Rank	FIS Code	Name	NSA	WCSL	DH	SL	GS	SG	SC
1	565243	MAZE Tina	SLO	1819	456 (3)	471 (3)	242 (7)	470 (3)	180 (1)
2	55947	FENNINGER Anna	AUT	1740	479 (2)	-	499 (1)	612 (1)	150 (2)
3	537544	VONN Lindsey	USA	1196	547 (1)	-	49 (29)	600 (2)	-
4	6535237	SHIFFRIN Mikaela	USA	1162	-	779 (1)	383 (3)	-	-
5	516138	GUT Lara	SUI	898	349 (5)	-	207 (10)	297 (5)	45 (8)
6	505679	HANSDOTTER Frida	SWE	807	-	649 (2)	158 (13)	-	-
7	55690	HOSP Nicole	AUT	764	180 (12)	249 (9)	-	255 (6)	80 (5)
8	355050	WEIRATHER Tina	LIE	759	293 (7)	-	231 (9)	235 (7)	-
9	205218	REBENSBURG Viktoria	GER	742	295 (6)	-	280 (6)	167 (9)	-
10	55838	ZETTEL Kathrin	AUT	708	-	401 (5)	207 (10)	-	100 (3)
11	55576	GOERGL Elisabeth	AUT	663	377 (4)	-	54 (28)	214 (8)	18 (22)
12	56128	HUETTER Cornelia	AUT	506	158 (16)	-	-	336 (4)	12 (26)
13	296729	FANCHINI Nadia	ITA	504	101 (24)	-	236 (8)	167 (9)	-
14	55898	BREM Eva-Maria	AUT	467	-	16 (41)	451 (2)	-	-
15	297601	BRIGNONE Federica	ITA	457	-	18 (39)	344 (4)	95 (18)	-
16	505760	PIETILAE-HOLMNER Maria	SWE	449	-	321 (7)	128 (16)	-	-
17	155415	STRACHOVA Sarka	CZE	436	-	436 (4)	-	-	-
18	425771	LOESETH Nina	NOR	388	-	249 (9)	139 (15)	-	-
19	506399	HECTOR Sara	SWE	385	-	41 (30)	344 (4)	-	-
20	296472	FANCHINI Elena	ITA	376	291 (8)	-	-	85 (19)	-
20	515747	GISIN Dominique	SUI	376	149 (19)	-	70 (24)	117 (16)	40 (10)
22	537545	MANCUSO Julia	USA	373	163 (15)	-	11 (43)	161 (11)	38 (11)
23	705287	VELEZ ZUZULOVA Veronika	SVK	353	-	353 (6)	-	-	-
24	55759	KIRCHGASSER Michaela	AUT	339	-	144 (16)	103 (19)	-	92 (4)
25	505886	KLING Kajsa	SWE	334	152 (18)	-	38 (31)	144 (12)	-
26	538573	ROSS Laurene	USA	327	191 (11)	-	-	104 (17)	32 (15)
27	515766	SUTER Fabienne	SUI	326	241 (9)	-	-	85 (19)	-
28	105269	GAGNON Marie-Michele	CAN	322	-	212 (11)	36 (32)	29 (32)	45 (8)
29	516280	HOLDENER Wendy	SUI	316	-	266 (8)	10 (47)	4 (54)	36 (13)
30	55970	SCHMIDHOFER Nicole	AUT	301	170 (13)	-	-	131 (15)	-
31	297702	MARSAGLIA Francesca	ITA	241	4 (43)	-	35 (33)	144 (12)	58 (7)
32	106849	YURKIW Larisa	CAN	232	220 (10)	-	-	12 (42)	-
33	296008	MERIGHETTI Daniela	ITA	230	165 (14)	-	-	65 (25)	-
34	537582	COOK Stacey	USA	227	156 (17)	-	-	71 (23)	-
35	425929	MOWINCKEL Ragnhild	NOR	216	32 (32)	-	93 (21)	62 (26)	29 (17)
36	296259	MOELGG Manuela	ITA	213	-	60 (25)	153 (14)	-	-
36	196928	WORLEY Tessa	FRA	213	-	-	192 (12)	21 (34)	-

AFTER 2nd LADIES' GIANT SLALOM
OVERALL FIS WCSL LIST

Number of Competitors: 128

Rank	FIS Code	Name	NSA	WCSL	DH	SL	GS	SG	SC
38	297910	CURTONI Elena	ITA	206	-	-	57 (26)	136 (14)	13 (25)
38	55977	THALMANN Carmen	AUT	206	-	203 (12)	3 (56)	-	-
40	106961	MIELZYNSKI Erin	CAN	193	-	193 (13)	-	-	-
40	196806	NOENS Nastasia	FRA	193	-	193 (13)	-	-	-
40	495318	RUIZ CASTILLO Carolina	SPA	193	143 (20)	-	-	50 (30)	-
40	565360	STUHEC Ilka	SLO	193	105 (22)	-	-	52 (29)	36 (13)
44	296509	CURTONI Irene	ITA	170	-	52 (26)	118 (18)	-	-
45	196968	BAILET Margot	FRA	162	29 (34)	-	-	57 (28)	76 (6)
46	296354	COSTAZZA Chiara	ITA	152	-	152 (15)	-	-	-
47	206355	DUERR Lena	GER	146	-	133 (18)	13 (42)	-	-
48	245066	MIKLOS Edit	HUN	145	136 (21)	-	-	9 (46)	-
49	516284	GISIN Michelle	SUI	141	-	130 (19)	11 (43)	-	-
49	56032	SCHILD Bernadette	AUT	141	-	141 (17)	-	-	-
51	56125	PUCHNER Mirjam	AUT	136	67 (27)	-	-	59 (27)	10 (28)
52	296431	STUFFER Verena	ITA	132	56 (28)	-	-	76 (22)	-
53	197319	BAUD MUGNIER Adeline	FRA	131	-	50 (27)	81 (23)	-	-
54	196460	JAY MARCHAND-ARVIER M.	FRA	125	45 (29)	-	-	80 (21)	-
55	196803	MOUGEL Laurie	FRA	124	-	124 (20)	-	-	-
56	505632	LINDELL-VIKARBY Jessica	SWE	121	-	-	121 (17)	-	-
57	506146	SWENN-LARSSON Anna	SWE	120	-	120 (21)	-	-	-
58	296427	SCHNARF Johanna	ITA	115	81 (26)	-	-	18 (38)	16 (24)
59	538685	MCKENNIS Alice	USA	109	104 (23)	-	-	5 (50)	-
60	106825	PREFONTAINE Marie-Pier	CAN	100	-	-	100 (20)	-	-
61	55766	STERZ Regina	AUT	94	23 (35)	-	-	71 (23)	-
62	299276	BASSINO Marta	ITA	92	-	-	86 (22)	6 (48)	-
63	515806	JNGLIN-KAMER Nadja	SUI	84	84 (25)	-	-	-	-
64	55750	FISCHBACHER Andrea	AUT	82	43 (31)	-	26 (35)	13 (41)	-
65	537772	STIEGLER Resi	USA	75	-	75 (22)	-	-	-
66	196725	BARIOZ Taina	FRA	72	-	16 (41)	56 (27)	-	-
67	196726	BARTHET Anne-Sophie	FRA	71	-	34 (35)	26 (35)	-	11 (27)
67	506583	SAEFVENBERG Charlotta	SWE	71	-	71 (23)	-	-	-
69	206367	HRONEK Veronique	GER	69	-	-	5 (51)	44 (31)	20 (20)
70	565268	DREV Ana	SLO	68	-	-	68 (25)	-	-
71	56087	SIEBENHOFER Ramona	AUT	65	16 (37)	-	17 (39)	12 (42)	20 (20)
72	515997	FEIERABEND Denise	SUI	62	-	38 (32)	-	-	24 (19)
72	506341	WIKSTROEM Emelie	SWE	62	-	62 (24)	-	-	-
74	425880	SEJERSTED Lotte Smiseth	NOR	52	31 (33)	-	-	21 (34)	-
75	565401	BUCIK Ana	SLO	47	-	15 (45)	-	-	32 (15)
76	55807	DAUM Alexandra	AUT	46	-	46 (28)	-	-	-
77	197497	MIRADOLI Romane	FRA	45	-	-	-	16 (39)	29 (17)
78	515782	ABDERHALDEN Marianne	SUI	44	44 (30)	-	-	-	-
78	196793	MARMOTTAN Anemone	FRA	44	-	-	44 (30)	-	-
78	206487	WIESLER Maren	GER	44	-	44 (29)	-	-	-
81	506350	EKLUND Nathalie	SWE	42	-	37 (34)	5 (51)	-	-
82	516334	CHABLE Charlotte	SUI	40	-	40 (31)	-	-	-
83	565333	BRODNIK Vanja	SLO	39	-	-	-	2 (57)	37 (12)
84	205239	WIRTH Barbara	GER	38	-	38 (32)	-	-	-

27-11-2015 / Aspen (USA) / 5186

Page 2/4

www.fis-ski.com

Generation Date: FRI 27 NOV 2015

Time: 14:12

Document: 60B 1.0



AFTER 2nd LADIES' GIANT SLALOM
OVERALL FIS WCSL LIST

Number of Competitors: 128

Rank	FIS Code	Name	NSA	WCSL	DH	SL	GS	SG	SC
85	516219	NUFER Priska	SUI	37	2 (46)	-	-	26 (33)	9 (29)
86	298323	GOGGIA Sofia	ITA	34	-	-	30 (34)	4 (54)	-
86	197295	PIOT Jennifer	FRA	34	13 (39)	-	-	21 (34)	-
86	705423	VLHOVA Petra	SVK	34	-	34 (35)	-	-	-
89	206279	GEIGER Christina	GER	31	-	31 (37)	-	-	-
90	306249	HASEGAWA Emi	JPN	27	-	6 (50)	21 (37)	-	-
91	426043	TVIBERG Maria Therese	NOR	26	15 (38)	-	-	11 (45)	-
92	195983	ROLLAND Marion	FRA	24	18 (36)	-	-	6 (48)	-
93	565320	FERK Marusa	SLO	23	-	-	-	5 (50)	18 (22)
94	298124	AGNELLI Nicole	ITA	21	-	-	21 (37)	-	-
95	107613	GRENIER Valerie	CAN	20	-	-	-	20 (37)	-
96	56258	AGER Christina	AUT	19	-	19 (38)	-	-	-
96	155563	KRIZOVA Klara	CZE	19	-	-	-	12 (42)	7 (30)
98	56143	GRUENWALD Julia	AUT	18	-	18 (39)	-	-	-
99	506664	FJAELLSTROEM Magdalena	SWE	16	-	16 (41)	-	-	-
99	565331	LAVTAR Katarina	SLO	16	-	-	16 (40)	-	-
99	297233	PARDELLER Sarah	ITA	16	-	16 (41)	-	-	-
99	56088	TIPPLER Tamara	AUT	16	-	-	-	16 (39)	-
99	539536	WILES Jacqueline	USA	16	10 (40)	-	-	1 (59)	5 (32)
104	196179	BERTRAND Marion	FRA	15	-	-	15 (41)	-	-
105	56177	VENIER Stephanie	AUT	14	6 (42)	-	-	8 (47)	-
106	56217	BRUNNER Stephanie	AUT	11	-	-	11 (43)	-	-
106	25096	GUTIERREZ Mireia	AND	11	-	11 (46)	-	-	-
106	516394	SUTER Jasmina	SUI	11	-	-	11 (43)	-	-
109	197616	ALPHAND Estelle	FRA	10	-	-	10 (47)	-	-
110	155728	DUBOVSKA Martina	CZE	9	-	9 (47)	-	-	-
110	55913	MOSER Stefanie	AUT	9	9 (41)	-	-	-	-
110	206460	WENIG Michaela	GER	9	4 (43)	-	-	5 (50)	-
113	206532	SCHMOTZ Marlene	GER	8	-	8 (48)	-	-	-
113	516109	VOGEL Nadja	SUI	8	-	8 (48)	-	-	-
115	56174	HAASER Ricarda	AUT	7	-	-	7 (49)	-	-
116	107387	CRAWFORD Candace	CAN	6	-	6 (50)	-	-	-
116	196812	PELLISSIER Marion	FRA	6	1 (47)	-	-	5 (50)	-
116	298694	PICHLER Karoline	ITA	6	-	-	6 (50)	-	-
116	45331	SMALL Greta	AUS	6	-	-	-	-	6 (31)
120	197124	FRASSE SOMBET Coralie	FRA	5	-	-	5 (51)	-	-
120	516344	KOPP Rahel	SUI	5	-	5 (52)	-	-	-
122	315187	IGNJATOVIC Nevena	SRB	4	-	-	-	-	4 (33)
122	538284	MCJAMES Megan	USA	4	-	-	4 (54)	-	-
122	155699	PAULATHOVA Katerina	CZE	4	-	-	4 (54)	-	-
122	516319	SUTER Corinne	SUI	4	1 (47)	-	-	3 (56)	-
126	375018	COLETTI Alexandra	MON	3	3 (45)	-	-	-	-
126	206444	HOESL Simona	GER	3	-	-	3 (56)	-	-
128	426100	HOLTMANN Mina Fuerst	NOR	2	-	-	-	2 (57)	-



AFTER 2nd LADIES' GIANT SLALOM
OVERALL FIS WCSL LIST

LEGEND

SC Alpine Combined points **DH** Downhill points **SG** Super-G points **WCSL** Overall points **SL** Slalom points
GS Giant Slalom points

27-11-2015 / Aspen (USA) / 5186

Page 4/4

www.fis-ski.com

Generation Date: FRI 27 NOV 2015

Time: 14:12

Document: 60B 1.0



2nd LADIES' GIANT SLALOM
GIANT SLALOM FIS WORLD CUP STANDINGS

Number of Competitors: 34			24 OCT 2015 Sölden		27 NOV 2015 Aspen		(AUT)
Rank	FIS Code	Name	NSA	1	2	WC-GS	Diff.
1	297601	BRIGNONE Federica	ITA	100	60	160	
2	516138	GUT Lara	SUI	50	100	150	- 10
3	55898	BREM Eva-Maria	AUT	32	80	112	- 48
4	196928	WORLEY Tessa	FRA	45	45	90	- 70
5	355050	WEIRATHER Tina	LIE	60	24	84	- 76
6	6535237	SHIFFRIN Mikaela	USA	80	-	80	- 80
7	205218	REBENSBURG Viktoria	GER	40	36	76	- 84
8	296259	MOELGG Manuela	ITA	22	50	72	- 88
9	506399	HECTOR Sara	SWE	36	32	68	- 92
10	505679	HANSDOTTER Frida	SWE	26	29	55	- 105
11	425771	LOESETH Nina	NOR	13	40	53	- 107
12	296729	FANCHINI Nadia	ITA	24	22	46	- 114
13	297910	CURTONI Elena	ITA	18	20	38	- 122
14	298323	GOGGIA Sofia	ITA	15	15	30	- 130
15	296509	CURTONI Irene	ITA	29	-	29	- 131
16	197319	BAUD MUGNIER Adeline	FRA	-	26	26	- 134
16	505886	KLING Kajsa	SWE	10	16	26	- 134
18	105269	GAGNON Marie-Michele	CAN	6	15	21	- 139
18	505760	PIETILAE-HOLMNER Maria	SWE	9	12	21	- 139
20	196725	BARIOZ Taina	FRA	20	-	20	- 140
20	196726	BARTHET Anne-Sophie	FRA	14	6	20	- 140
22	299276	BASSINO Marta	ITA	-	18	18	- 142
23	106825	PREFONTAINE Marie-Pier	CAN	16	-	16	- 144
24	306249	HASEGAWA Emi	JPN	7	8	15	- 145
25	206355	DUERR Lena	GER	-	13	13	- 147
26	55759	KIRCHGASSER Michaela	AUT	12	-	12	- 148
27	56217	BRUNNER Stephanie	AUT	-	11	11	- 149
27	516394	SUTER Jasmina	SUI	11	-	11	- 149
29	197616	ALPHAND Estelle	FRA	-	10	10	- 150
30	565268	DREV Ana	SLO	-	9	9	- 151
31	56087	SIEBENHOFER Ramona	AUT	8	-	8	- 152
32	56174	HAASER Ricarda	AUT	-	7	7	- 153
33	516280	HOLDENER Wendy	SUI	5	-	5	- 155
34	565331	LAVTAR Katarina	SLO	4	-	4	- 156

2nd LADIES' GIANT SLALOM
GIANT SLALOM FIS WORLD CUP STANDINGS

LEGEND

WC-GS World Cup for Giant Slalom **Diff.** Points Difference

27-11-2015 / Aspen (USA) / 5186

Page 2/2

www.fis-ski.com

Generation Date: FRI 27 NOV 2015

Time: 14:12

Document: 25A 1.0



2nd LADIES' GIANT SLALOM
OVERALL FIS WORLD CUP STANDINGS

Number of Competitors: 34

Rank	FIS Code	Name	NSA	Points	DH	SL	GS 2 races	SG	SC
1	297601	BRIGNONE Federica	ITA	160	-	-	160 (1)	-	-
2	516138	GUT Lara	SUI	150	-	-	150 (2)	-	-
3	55898	BREM Eva-Maria	AUT	112	-	-	112 (3)	-	-
4	196928	WORLEY Tessa	FRA	90	-	-	90 (4)	-	-
5	355050	WEIRATHER Tina	LIE	84	-	-	84 (5)	-	-
6	6535237	SHIFFRIN Mikaela	USA	80	-	-	80 (6)	-	-
7	205218	REBENBURG Viktoria	GER	76	-	-	76 (7)	-	-
8	296259	MOELGG Manuela	ITA	72	-	-	72 (8)	-	-
9	506399	HECTOR Sara	SWE	68	-	-	68 (9)	-	-
10	505679	HANSDOTTER Frida	SWE	55	-	-	55 (10)	-	-
11	425771	LOESETH Nina	NOR	53	-	-	53 (11)	-	-
12	296729	FANCHINI Nadia	ITA	46	-	-	46 (12)	-	-
13	297910	CURTONI Elena	ITA	38	-	-	38 (13)	-	-
14	298323	GOGGIA Sofia	ITA	30	-	-	30 (14)	-	-
15	296509	CURTONI Irene	ITA	29	-	-	29 (15)	-	-
16	197319	BAUD MUGNIER Adeline	FRA	26	-	-	26 (16)	-	-
16	505886	KLING Kajsa	SWE	26	-	-	26 (16)	-	-
18	105269	GAGNON Marie-Michele	CAN	21	-	-	21 (18)	-	-
18	505760	PIETILAE-HOLMNER Maria	SWE	21	-	-	21 (18)	-	-
20	196725	BARIOZ Taina	FRA	20	-	-	20 (20)	-	-
20	196726	BARTHET Anne-Sophie	FRA	20	-	-	20 (20)	-	-
22	299276	BASSINO Marta	ITA	18	-	-	18 (22)	-	-
23	106825	PREFONTAINE Marie-Pier	CAN	16	-	-	16 (23)	-	-
24	306249	HASEGAWA Emi	JPN	15	-	-	15 (24)	-	-
25	206355	DUERR Lena	GER	13	-	-	13 (25)	-	-
26	55759	KIRCHGASSER Michaela	AUT	12	-	-	12 (26)	-	-
27	56217	BRUNNER Stephanie	AUT	11	-	-	11 (27)	-	-
27	516394	SUTER Jasmina	SUI	11	-	-	11 (27)	-	-
29	197616	ALPHAND Estelle	FRA	10	-	-	10 (29)	-	-
30	565268	DREV Ana	SLO	9	-	-	9 (30)	-	-
31	56087	SIEBENHOFER Ramona	AUT	8	-	-	8 (31)	-	-
32	56174	HAASER Ricarda	AUT	7	-	-	7 (32)	-	-
33	516280	HOLDENER Wendy	SUI	5	-	-	5 (33)	-	-
34	565331	LAVTAR Katarina	SLO	4	-	-	4 (34)	-	-

LEGEND

SC Alpine Combined points DH Downhill points SG Super-G points Points Overall points SL Slalom points
GS Giant Slalom points

2nd LADIES' GIANT SLALOM
LADIES FIS NATION CUP

Number of Nations: 12

Rank	NSA		Points	Diff.	DH	SL	GS	SG	SC	TE
1	ITA	Italy	393		-	-	393	-	-	-
2	SWE	Sweden	170	- 223	-	-	170	-	-	-
3	FRA	France	166	- 227	-	-	166	-	-	-
3	SUI	Switzerland	166	- 227	-	-	166	-	-	-
5	AUT	Austria	150	- 243	-	-	150	-	-	-
6	GER	Germany	89	- 304	-	-	89	-	-	-
7	LIE	Liechtenstein	84	- 309	-	-	84	-	-	-
8	USA	United States of America	80	- 313	-	-	80	-	-	-
9	NOR	Norway	53	- 340	-	-	53	-	-	-
10	CAN	Canada	37	- 356	-	-	37	-	-	-
11	JPN	Japan	15	- 378	-	-	15	-	-	-
12	SLO	Slovenia	13	- 380	-	-	13	-	-	-



AUDI
FIS SKI WORLD CUP 2015/16



2nd LADIES' GIANT SLALOM
FIS OVERALL NATION CUP

Number of Nations: 14

Rk	NSA	Overall+TE			DH Points			SL Points			GS Points			SG Points			SC Points		
		M+W	M	W	M+W	M	W	M+W	M	W	M+W	M	W	M+W	M	W	M+W	M	W
1	ITA	507	114	393	-	-	-	-	-	-	507	114	393	-	-	-	-	-	-
2	FRA	350	184	166	-	-	-	-	-	-	350	184	166	-	-	-	-	-	-
3	AUT	298	148	150	-	-	-	-	-	-	298	148	150	-	-	-	-	-	-
4	USA	194	114	80	-	-	-	-	-	-	194	114	80	-	-	-	-	-	-
5	SUI	183	17	166	-	-	-	-	-	-	183	17	166	-	-	-	-	-	-
6	SWE	181	11	170	-	-	-	-	-	-	181	11	170	-	-	-	-	-	-
7	GER	153	64	89	-	-	-	-	-	-	153	64	89	-	-	-	-	-	-
8	NOR	109	56	53	-	-	-	-	-	-	109	56	53	-	-	-	-	-	-
9	LIE	84	-	84	-	-	-	-	-	-	84	-	84	-	-	-	-	-	-
10	CAN	37	-	37	-	-	-	-	-	-	37	-	37	-	-	-	-	-	-
11	CRO	22	22	-	-	-	-	-	-	-	22	22	-	-	-	-	-	-	-
12	JPN	15	-	15	-	-	-	-	-	-	15	-	15	-	-	-	-	-	-
13	SLO	13	-	13	-	-	-	-	-	-	13	-	13	-	-	-	-	-	-
14	SVK	2	2	-	-	-	-	-	-	-	2	2	-	-	-	-	-	-	-



AFTER 2nd LADIES' GIANT SLALOM
MANUFACTURERS STANDINGS LADIES

Number of Manufacturers: 5

Rank	Manufacturer	Points	Diff.	DH	SL	GS	SG	SC
1	Rossignol	300		-	-	300	-	-
2	Head	150	- 150	-	-	150	-	-
3	Atomic	140	- 160	-	-	140	-	-
4	Voelkl	120	- 180	-	-	120	-	-
5	Stoekli	40	- 260	-	-	40	-	-

AFTER 2nd LADIES' GIANT SLALOM
MANUFACTURERS STANDINGS OVERALL

Number of Manufacturers: 7

Rk	Manuf.	Overall			DH Points			SL Points			GS Points			SG Points			SC Points		
		M+W	M	W	M+W	M	W	M+W	M	W	M+W	M	W	M+W	M	W	M+W	M	W
1	Rossignol	340	40	300	-	-	-	-	-	-	340	40	300	-	-	-	-	-	-
2	Head	295	145	150	-	-	-	-	-	-	295	145	150	-	-	-	-	-	-
3	Atomic	200	60	140	-	-	-	-	-	-	200	60	140	-	-	-	-	-	-
4	Voelkl	170	50	120	-	-	-	-	-	-	170	50	120	-	-	-	-	-	-
5	Fischer	120	120	-	-	-	-	-	-	-	120	120	-	-	-	-	-	-	-
6	Nordica	40	40	-	-	-	-	-	-	-	40	40	-	-	-	-	-	-	-
6	Stoekli	40	-	40	-	-	-	-	-	-	40	-	40	-	-	-	-	-	-