




**FIS ALPINE WORLD SKI CHAMPIONSHIPS SWEDEN**



**SKISTAR FIS ALPINE WORLD SKI CHAMPIONSHIPS 2019**



**Åre (SWE)**

Men's Giant Slalom Qualification Race

**ENTRY LIST BY NSA**

Number of Competitors: 120 Number of NSA: 57

| NSA               | FIS Code | Name                                  | Date of Birth | DH           | FIS Points (5th of February 2019 - List 13) |              |              |              | AC |
|-------------------|----------|---------------------------------------|---------------|--------------|---|--------------|--------------|--------------|----|
|                   |          |                                       |               |              | SL  | GS           | SG           |              |    |
| <b>ALB</b><br>(4) | 800020   | <b>BICOKU Marsel</b>                  | 07.05.1997    | -            | 207.39(4831)                                | 196.25(4860) | -            | -            |    |
|                   | 800026   | <b>KACO Mathieu</b>                   | 27.02.2000    | -            | 311.57(5386)                                | 287.27(5345) | -            | -            |    |
|                   | 800013   | <b>TOLA Erjon</b>                     | 15.12.1986    | -            | 68.55(1894)                                 | 132.82(3997) | 175.35(2574) | 233.45(1394) |    |
|                   | 800023   | <b>VERIGA Vasil</b>                   | 04.08.1998    | -            | 258.86(5196)                                | 250.64(5197) | -            | -            |    |
| <b>AND</b><br>(1) | 20378    | <b>ESTEVE Axel</b>                    | 19.12.1994    | 276.89(1846) | 18.80 (228)                                 | 19.04 (233)  | 41.18 (349)  | 63.48 (340)  |    |
| <b>ARG</b><br>(3) | 30388    | <b>BIRKNER de MIGUEL Tomas</b>        | 05.03.1997    | 92.78 (694)  | 17.78 (209)                                 | 23.25 (324)  | 53.91 (502)  | 48.62 (223)  |    |
|                   | 30266    | <b>GASTALDI Sebastiano</b>            | 12.06.1991    | 73.45 (492)  | 18.86 (231)                                 | 18.62 (220)  | 47.15 (415)  | 61.67 (328)  |    |
|                   | 30149    | <b>SIMARI BIRKNER Cristian Javier</b> | 04.10.1980    | 42.56 (254)  | 27.32 (433)                                 | 27.38 (440)  | 42.29 (362)  | 36.43 (134)  |    |
| <b>ARM</b><br>(2) | 740030   | <b>GHAZARYAN Arsen</b>                | 04.01.1992    | -            | 123.38(3521)                                | 193.01(4827) | -            | -            |    |
|                   | 740039   | <b>HARUTYUNYAN Harutyun</b>           | 05.04.2000    | -            | 97.88(2862)                                 | 122.69(3794) | -            | -            |    |
| <b>AUS</b><br>(1) | 40612    | <b>SCOTT Alec</b>                     | 20.01.1997    | 617.09(2067) | 29.14 (480)                                 | 26.20 (411)  | 94.77(1322)  | 444.00(1845) |    |
| <b>BEL</b><br>(2) | 60236    | <b>van den BROECKE Dries</b>          | 10.05.1995    | 75.95 (519)  | 15.79 (173)                                 | 25.04 (381)  | 64.32 (678)  | 121.10 (774) |    |
|                   | 60256    | <b>VERBEKE Tom</b>                    | 13.06.1997    | -            | 18.77 (227)                                 | 30.38 (534)  | 126.03(1952) | 169.65(1099) |    |
| <b>BIH</b><br>(4) | 710375   | <b>DJOKANOVIC Strahinja</b>           | 12.11.2000    | -            | 80.67(2323)                                 | 111.56(3513) | -            | -            |    |
|                   | 710362   | <b>LOKMIC Emir</b>                    | 23.12.1997    | 145.39(1269) | 19.78 (250)                                 | 36.33 (741)  | 65.73 (706)  | 69.44 (390)  |    |
|                   | 710353   | <b>SLJIVIC Marko</b>                  | 12.05.1996    | 139.03(1209) | 20.15 (259)                                 | 39.27 (859)  | 93.72(1296)  | 615.11(1969) |    |
|                   | 710367   | <b>TERZIC Dino</b>                    | 15.05.2000    | -            | 76.71(2164)                                 | 92.74(2978)  | -            | -            |    |
| <b>BLR</b><br>(3) | 660023   | <b>CHERTSIN Daniil</b>                | 10.01.1997    | 255.90(1808) | 55.87(1441)                                 | 58.20(1624)  | 84.03(1103)  | 86.06 (541)  |    |
|                   | 660025   | <b>CHERTSIN Uladzislau</b>            | 20.08.1998    | 139.44(1213) | 100.58(2939)                                | 84.26(2681)  | 79.48(1003)  | 92.17 (571)  |    |
|                   | 660021   | <b>DANILOCHKIN Yuri</b>               | 22.02.1991    | 48.84 (298)  | 37.77 (750)                                 | 55.74(1519)  | 62.90 (647)  | 63.54 (343)  |    |
| <b>BOL</b><br>(1) | 54106    | <b>BREITFUSS KAMMERLANDER Simon</b>   | 29.11.1992    | 67.92 (444)  | 24.80 (364)                                 | 33.72 (649)  | 34.51 (269)  | 56.77 (291)  |    |
| <b>BUL</b><br>(1) | 92721    | <b>TODOROV Yoan</b>                   | 09.07.1997    | 539.78(2034) | 32.69 (582)                                 | 35.84 (718)  | 61.76 (633)  | 353.01(1710) |    |
| <b>CHI</b><br>(1) | 110383   | <b>von APPEN Sven</b>                 | 31.10.1997    | 39.25 (240)  | 48.11(1148)                                 | 27.50 (444)  | 37.29 (304)  | 41.99 (174)  |    |
| <b>CHN</b><br>(4) | 120065   | <b>CONG Liang</b>                     | 17.02.1997    | -            | 106.72(3104)                                | 68.47(2062)  | -            | -            |    |
|                   | 120071   | <b>XU Mingfu</b>                      | 17.07.1997    | -            | 129.62(3681)                                | 75.64(2333)  | 109.44(1634) | 253.10(1463) |    |
|                   | 120061   | <b>ZHANG Xiaosong</b>                 | 16.05.1997    | -            | 135.56(3803)                                | 90.00(2888)  | 108.81(1622) | 294.93(1571) |    |
|                   | 120057   | <b>ZHANG Yangming</b>                 | 31.08.1994    | -            | 85.75(2490)                                 | 85.23(2709)  | 102.67(1492) | 212.54(1301) |    |
| <b>COL</b><br>(1) | 6190671  | <b>POETTOZ Michael</b>                | 21.08.1998    | 127.58(1079) | 48.80(1168)                                 | 52.95(1399)  | 111.39(1671) | 158.41(1035) |    |
| <b>CRO</b><br>(3) | 380363   | <b>KOLEGA Elias</b>                   | 23.05.1996    | 73.65 (493)  | 5.92 (26)                                   | 23.51 (338)  | 50.25 (450)  | 15.05 (40)   |    |
|                   | 380377   | <b>KOLEGA Samuel</b>                  | 15.01.1999    | 102.17 (793) | 12.70 (121)                                 | 27.09 (434)  | 51.57 (468)  | 37.42 (144)  |    |
|                   | 380379   | <b>NIKIC Leon</b>                     | 04.10.1999    | -            | 23.75 (338)                                 | 24.15 (354)  | 55.60 (536)  | 52.17 (258)  |    |

14-02-2019 / Åre (SWE) / 0132

Data Processing by LONGINES

www.fis-ski.com

Page 1/4

Generation date : WED 13 FEB 2019

Time : 18:09

LONGINES Timing

Document: C32E 1.0



helvetia

BAUHAUS

UNIBET



**Åre (SWE)**


Men's Giant Slalom Qualification Race

**ENTRY LIST BY NSA**

Number of Competitors: 120 Number of NSA: 57

| NSA        | FIS Code | Name                    | Date of Birth | FIS Points (5th of February 2019 - List 13) |              |              |              |              |
|------------|----------|-------------------------|---------------|---|--------------|--------------|--------------|--------------|
|            |          |                         |               | DH  | SL           | GS           | SG           | AC           |
| CYP<br>(3) | 160112   | EPIPHANIOU Andreas      | 06.10.1999    | -   | 111.49(3233) | 112.15(3527) | -            | -            |
|            | 160109   | KAKKOURAS Giorgos       | 12.11.1998    | -   | 92.18(2690)  | 105.39(3362) | -            | -            |
|            | 160106   | KOUYOUMDJIAN Yianno     | 08.01.1997    | -   | 70.31(1951)  | 106.53(3395) | -            | -            |
| CZE<br>(2) | 151060   | PAULUS Daniel           | 09.06.1994    | -   | 29.93 (506)  | 23.03 (319)  | 53.02 (486)  | 119.16 (760) |
|            | 151238   | ZABYSTRAN Jan           | 26.01.1998    | 34.17 (199)                                 | 11.62 (103)  | 17.19 (188)  | 28.97 (207)  | 29.54 (103)  |
| DEN<br>(3) | 170161   | BLAAFALK Bastian        | 11.08.1998    | 615.96(2066)                                | 125.92(3582) | 107.87(3429) | 571.62(3372) | -            |
|            | 170151   | DYRBYE NAESTED Casper   | 19.06.1996    | -   | 31.03 (531)  | 34.38 (670)  | -            | -            |
|            | 170159   | VORRE Marcus            | 08.07.1998    | 49.57 (300)                                 | 48.08(1144)  | 41.86 (961)  | 58.25 (576)  | 59.44 (316)  |
| ESP<br>(2) | 491853   | del CAMPO Juan          | 28.06.1994    | 245.51(1785)                                | 9.08 (65)    | 17.70 (202)  | 49.74 (446)  | 84.16 (523)  |
|            | 491876   | PUESTE TASIAS Alejandro | 08.03.1994    | 287.01(1861)                                | 12.43 (119)  | 22.08 (296)  | 62.98 (650)  | 240.92(1424) |
| FIN<br>(1) | 180877   | LEHTO Elian             | 02.06.2000    | 61.98 (392)                                 | 34.27 (629)  | 22.35 (306)  | 44.35 (384)  | 144.66 (943) |
| GBR<br>(1) | 221117   | GOWER Jack              | 26.05.1994    | 21.41 (119)                                 | 173.01(4452) | 14.06 (135)  | 8.53 (49)    | 23.58 (75)   |
| GEO<br>(4) | 680041   | ABRAMASHVILI Iason      | 26.04.1988    | -   | 32.28 (573)  | 40.24 (904)  | -            | -            |
|            | 680047   | BENIAIDZE Aleks         | 08.02.1991    | 560.03(2041)                                | 34.03 (626)  | 37.13 (772)  | 66.25 (721)  | 63.26 (338)  |
|            | 680068   | JAPARIDZE Besarion      | 20.06.1998    | -   | 69.02(1911)  | 81.28(2560)  | -            | -            |
|            | 680063   | JAPHARIDZE Soso         | 20.04.1996    | -   | 43.82 (965)  | 42.34 (981)  | 86.96(1164)  | 103.32 (650) |
| GHA<br>(1) | 941001   | MAEDER Carlos           | 23.10.1978    | -   | 225.20(4976) | 153.78(4370) | -            | -            |
| GRE<br>(4) | 230651   | ANTONIOU Ioannis        | 27.01.1995    | -   | 22.15 (298)  | 37.95 (815)  | 85.15(1120)  | 97.05 (609)  |
|            | 230695   | KATSANIS Athanasios     | 21.12.1996    | -   | 71.42(1990)  | 118.51(3700) | -            | -            |
|            | 230740   | KOZARIS Filippos        | 03.12.1999    | -   | 92.17(2688)  | 104.49(3342) | -            | -            |
|            | 230728   | TZIOVAS Nikolaos        | 22.10.1997    | -   | 29.00 (475)  | 49.11(1256)  | 113.41(1713) | 136.02 (885) |
| HAI<br>(1) | 921000   | ROY Jean-Pierre         | 12.09.1963    | -   | 999.00(5850) | 999.00(5786) | -            | -            |
| HUN<br>(2) | 240154   | MAROTY Matyas           | 16.12.2000    | -   | 90.21(2623)  | 85.79(2732)  | 114.94(1747) | 152.85(1007) |
|            | 240149   | NAGY Bence              | 03.08.1998    | 78.83 (541)                                 | 44.79(1008)  | 69.68(2111)  | 74.29 (893)  | 91.41 (567)  |
| IND<br>(1) | 620046   | KHAN Arif Mohd          | 09.03.1990    | -   | 138.92(3863) | 164.10(4511) | 999.00(3469) | -            |
| IRI<br>(4) | 260180   | JAFARI Seyedmorteza     | 15.08.1992    | -   | 37.68 (745)  | 79.42(2491)  | 999.00(3469) | 999.00(2057) |
|            | 260111   | KIA SHEMSHAKI Behnam    | 05.07.1990    | -   | 54.08(1378)  | 77.77(2422)  | 168.17(2503) | 233.41(1393) |
|            | 260097   | SAVEH SHEMSHAKI Porya   | 30.04.1987    | -   | 53.97(1375)  | 69.40(2096)  | 138.00(2138) | 214.31(1308) |
|            | 260377   | SAVEHSHEMSHAKI Mohammad | 11.05.1999    | -   | 58.50(1541)  | 118.76(3708) | 194.30(2741) | 248.24(1448) |
| IRL<br>(2) | 270061   | COMERFORD Cormac        | 11.09.1996    | -   | 35.69 (671)  | 64.66(1912)  | -            | -            |
|            | 221190   | NORRIS Kieran           | 29.09.1995    | 999.00(2132)                                | 30.95 (527)  | 51.71(1351)  | 213.06(2865) | 227.73(1366) |
| ISL<br>(4) | 250361   | AUDUNSSON Kristinn Logi | 30.12.1995    | -   | 52.64(1324)  | 78.20(2434)  | -            | -            |
|            | 250234   | GUDMUNDSSON Gisli Rafn  | 06.06.1986    | -   | 78.28(2220)  | 82.40(2605)  | 145.61(2248) | -            |
|            | 250379   | HAUKSSON Sigurdur       | 29.01.1996    | -   | 62.05(1685)  | 77.07(2395)  | 842.31(3451) | 999.00(2057) |
|            | 250353   | SNORRASON Sturla Snaer  | 01.03.1994    | -   | 22.34 (307)  | 30.47 (538)  | -            | -            |
| ISR<br>(2) | 280034   | BIRAN Itamar            | 03.03.1998    | -   | 31.72 (552)  | 35.00 (690)  | 123.54(1902) | 319.77(1638) |
|            | 240142   | SZOLLOS Benjamin        | 27.10.1996    | 57.38 (352)                                 | 33.89 (621)  | 39.65 (877)  | 63.05 (653)  | 76.43 (458)  |

**Åre (SWE)**


Men's Giant Slalom Qualification Race

**ENTRY LIST BY NSA**

Number of Competitors: 120 Number of NSA: 57

| NSA        | FIS Code | Name                    | Date of Birth | FIS Points (5th of February 2019 - List 13) |              |              |              |              |
|------------|----------|-------------------------|---------------|---|--------------|--------------|--------------|--------------|
|            |          |                         |               | DH  | SL           | GS           | SG           | AC           |
| KAZ<br>(2) | 670082   | DANOV Sergey            | 23.02.1997    | 91.19 (674)                                 | 106.16(3092) | 81.47(2570)  | 77.76 (962)  | 122.88 (789) |
|            | 670080   | KUCHIN Zakhar           | 31.10.1997    | 113.54 (914)                                | 82.56(2390)  | 61.72(1772)  | 89.56(1214)  | 121.25 (776) |
| KGZ<br>(4) | 770018   | GORDEEV Maksim          | 01.11.1995    | -   | 163.34(4300) | 159.85(4452) | 449.89(3325) | 450.90(1853) |
|            | 770024   | IBRAGIMOV Alim          | 18.07.2001    | -   | 324.74(5424) | 299.87(5378) | -            | -            |
|            | 770025   | PUSHKARNYKH Anton       | 03.08.2000    | -   | 188.62(4638) | 195.35(4851) | 381.24(3272) | 520.10(1912) |
|            | 770015   | TIMOFEEV Evgeniy        | 16.10.1994    | 141.58(1232)                                | 81.00(2338)  | 72.64(2240)  | 126.61(1961) | 229.94(1379) |
| KOS<br>(2) | 942041   | PUPOVCI Arbi            | 23.07.2000    | -   | 133.25(3751) | 128.75(3912) | -            | -            |
|            | 942023   | TAHIRI Albin            | 15.02.1989    | 64.65 (415)                                 | 126.12(3585) | 84.82(2697)  | 65.99 (711)  | 81.15 (501)  |
| LAT<br>(4) | 550086   | GEDRA Zaks              | 30.04.1998    | 135.93(1166)                                | 17.99 (212)  | 35.37 (703)  | 63.58 (660)  | 56.06 (285)  |
|            | 550099   | LOSS Daniels            | 09.07.2000    | -   | 79.39(2269)  | 104.36(3339) | 100.83(1454) | 139.28 (909) |
|            | 550078   | OPMANIS Elvis           | 26.08.1997    | 53.89 (318)                                 | 52.36(1310)  | 71.78(2200)  | 60.25 (611)  | 79.37 (488)  |
|            | 550066   | ZVEJNIEKS Miks          | 08.03.1995    | 73.36 (491)                                 | 18.86 (231)  | 46.73(1165)  | 55.46 (532)  | 28.72 (100)  |
| LBN<br>(4) | 340495   | ARNOUK Cesar            | 08.11.2000    | -   | 107.31(3129) | 119.19(3716) | -            | -            |
|            | 340230   | FENIANOS Naim           | 01.07.1992    | -   | 112.90(3270) | 129.80(3933) | -            | -            |
|            | 340462   | KAYROUZ Cyril           | 23.10.1999    | -   | 149.09(4047) | 206.29(4939) | -            | -            |
|            | 340576   | SAMAHA Georges          | 26.08.2001    | -   | 194.08(4689) | 222.56(5055) | -            | -            |
| LIE<br>(1) | 512116   | GUT Ian                 | 22.03.1995    | 45.08 (271)                                 | 27.20 (431)  | 12.67 (114)  | 18.52 (126)  | 40.15 (164)  |
| LTU<br>(2) | 780020   | ALEKSANDRAVICIUS Vilius | 08.12.1995    | -   | 75.38(2121)  | 115.78(3628) | 240.20(2992) | -            |
|            | 780023   | DRUKAROV Andrej         | 10.05.1999    | 298.62(1876)                                | 43.43 (951)  | 33.37 (631)  | 61.33 (628)  | 195.65(1221) |
| LUX<br>(1) | 360046   | OSCH Matthieu           | 01.04.1999    | -   | 42.50 (910)  | 57.87(1606)  | 171.11(2540) | 323.91(1650) |
| MAD<br>(1) | 940001   | RANDRIAMIARISOA Andy    | 14.06.1984    | -   | 157.55(4197) | 142.97(4187) | -            | -            |
| MAR<br>(2) | 790022   | AOUICH Yassine          | 17.11.1990    | -   | 226.11(4982) | 320.03(5423) | -            | -            |
|            | 790029   | ID YAHYA Mehdi          | 02.01.1996    | -   | 211.79(4871) | 254.85(5219) | -            | -            |
| MEX<br>(1) | 540001   | von HOHENLOHE Hubertus  | 02.02.1959    | 999.00(2132)                                | 194.29(4690) | 999.00(5786) | 999.00(3469) | 999.00(2057) |
| MKD<br>(4) | 750107   | BOZHINOVSKI Luka        | 07.09.1998    | 74.39 (502)                                 | 65.50(1792)  | 57.80(1600)  | 53.06 (488)  | 115.23 (728) |
|            | 750089   | DEHARI Dardan           | 23.08.1990    | -   | 81.29(2346)  | 266.40(5270) | 999.00(3469) | 999.00(2057) |
|            | 750108   | PETKOV Viktor           | 30.08.1999    | -   | 79.65(2278)  | 94.88(3047)  | -            | -            |
|            | 750088   | RISTEVSKI Antonio       | 19.05.1989    | -   | 27.32 (433)  | 69.76(2114)  | 158.69(2400) | 999.00(2057) |
| MNE<br>(2) | 310388   | KOSIC Bojan             | 14.12.1990    | -   | 115.55(3326) | 115.14(3615) | 831.47(3449) | 999.00(2057) |
|            | 310438   | SALIHVIC Eldar          | 17.06.1999    | 165.41(1425)                                | 43.61 (955)  | 54.98(1488)  | 137.63(2136) | -            |
| NEP<br>(1) | 890009   | SHRESTHA Saphal Ram     | 05.07.1998    | -   | 332.58(5452) | 323.49(5434) | -            | -            |
| POR<br>(1) | 590039   | ALMEIDA Samuel          | 26.11.1997    | -   | 97.45(2849)  | 97.30(3112)  | 779.22(3433) | 999.00(2057) |
| ROU<br>(1) | 460060   | BARBU Alexandru         | 08.03.1987    | 83.56 (594)                                 | 30.88 (524)  | 63.51(1861)  | 73.73 (873)  | 99.32 (622)  |
| RSA<br>(1) | 570019   | WILSON Connor           | 18.12.1996    | -   | 95.21(2781)  | 145.07(4231) | 282.63(3127) | 289.68(1561) |
| RUS<br>(1) | 481730   | KUZNETSOV Ivan          | 08.06.1996    | 25.78 (149)                                 | 26.29 (403)  | 17.02 (185)  | 21.58 (144)  | 19.81 (54)   |

**Åre (SWE)**


Men's Giant Slalom Qualification Race

**ENTRY LIST BY NSA**

Number of Competitors: 120 Number of NSA: 57

| NSA               | FIS Code | Name                         | Date of Birth | FIS Points (5th of February 2019 - List 13) |              |              |              |              |  |  |
|-------------------|----------|------------------------------|---------------|---|--------------|--------------|--------------|--------------|--|--|
|                   |          |                              |               | DH  | SL           | GS           | SG           | AC           |  |  |
| <b>SLO</b><br>(2) | 561310   | <b>HROBAT Miha</b>           | 03.02.1995    | 11.47 (65)                                  | 23.49 (330)  | 18.59 (219)  | 9.57 (57)    | 12.15 (37)   |  |  |
|                   | 561217   | <b>KOSI Klemen</b>           | 19.06.1991    | 7.33 (36)                                   | 26.18 (396)  | 34.46 (673)  | 6.32 (32)    | 5.55 (20)    |  |  |
| <b>SRB</b><br>(4) | 310440   | <b>DJORDJEVIC Mihajlo</b>    | 24.10.1999    | 295.78(1871)                                | 49.42(1202)  | 70.85(2166)  | 89.40(1210)  | -            |  |  |
|                   | 310444   | <b>MINIC Mateja</b>          | 01.09.2000    | -   | 58.85(1560)  | 71.76(2199)  | 103.33(1504) | 160.50(1046) |  |  |
|                   | 310415   | <b>STANISIC Strahinja</b>    | 23.03.1995    | 95.14 (721)                                 | 22.79 (317)  | 57.25(1578)  | 96.81(1358)  | 106.17 (665) |  |  |
|                   | 310449   | <b>ZLATKOVIC Veselin</b>     | 24.09.2001    | -   | 63.57(1737)  | 66.85(2005)  | 134.27(2085) | -            |  |  |
| <b>SVK</b><br>(2) | 700868   | <b>FALAT Matej</b>           | 08.02.1993    | 103.28 (801)                                | 9.70 (74)    | 26.58 (424)  | 71.30 (824)  | 79.32 (487)  |  |  |
|                   | 700929   | <b>PRIELOZNY Matej</b>       | 28.09.1997    | 38.47 (232)                                 | 41.00 (863)  | 26.58 (424)  | 23.19 (162)  | 38.77 (157)  |  |  |
| <b>SWE</b><br>(2) | 502417   | <b>JONSSON Carl</b>          | 11.05.2000    | -   | 11.96 (109)  | 20.61 (261)  | 60.80 (622)  | 54.18 (270)  |  |  |
|                   | 502392   | <b>LINDQVIST Axel</b>        | 18.08.2000    | 76.76 (525)                                 | 28.09 (455)  | 16.29 (171)  | 64.60 (686)  | 127.19 (817) |  |  |
| <b>TGA</b><br>(1) | 960801   | <b>SKEEN Kasete-Naufahu</b>  | 10.09.1982    | -   | -            | 436.52(5596) | -            | -            |  |  |
| <b>TLS</b><br>(1) | 960300   | <b>GOUTT Yohan Goncalves</b> | 20.12.1994    | -   | 113.08(3273) | 135.47(4049) | -            | -            |  |  |
| <b>TPE</b><br>(1) | 130040   | <b>HO Ping-Jui</b>           | 29.10.1998    | -   | 148.24(4033) | 131.15(3963) | -            | -            |  |  |
| <b>UKR</b><br>(3) | 690694   | <b>KOVBASNYUK Ivan</b>       | 18.05.1993    | 47.56 (287)                                 | 49.98(1225)  | 82.32(2599)  | 46.67 (411)  | 56.74 (290)  |  |  |
|                   | 690732   | <b>MARIICHYN Andriy</b>      | 15.02.1995    | 159.23(1384)                                | 126.33(3591) | 145.38(4242) | -            | -            |  |  |
|                   | 690737   | <b>TSIBELENKO Levko</b>      | 16.02.1996    | -   | 86.10(2509)  | 88.77(2848)  | 148.83(2288) | -            |  |  |
| <b>UZB</b><br>(1) | 210040   | <b>TUKHTAEV Komiljon</b>     | 30.10.1997    | 241.47(1767)                                | 67.20(1836)  | 91.40(2934)  | 138.00(2138) | 195.74(1222) |  |  |

|                |                 |           |          |           |              |           |         |
|----------------|-----------------|-----------|----------|-----------|--------------|-----------|---------|
| <b>Legend:</b> |                 |           |          |           |              |           |         |
| <b>AC</b>      | Alpine Combined | <b>DH</b> | Downhill | <b>GS</b> | Giant Slalom | <b>SG</b> | Super-G |
| <b>SL</b>      | Slalom          |           |          |           |              |           |         |

14-02-2019 / Åre (SWE) / 0132

Page 4/4

Data Processing by LONGINES

[www.fis-ski.com](http://www.fis-ski.com)

LONGINES Timing

Generation date : WED 13 FEB 2019

Time : 18:09

Document: C32E 1.0



PRESENTING SPONSOR

OFFICIAL TIMEKEEPER

MAIN SPONSORS



# ARE 2019

FIS ALPINE WORLD SKI CHAMPIONSHIPS SWEDEN



SKISTAR FIS ALPINE WORLD SKI CHAMPIONSHIPS 2019



Åre (SWE)

Men's Giant Slalom Qualification Race



## DRAW LIST

Number of Competitors: 120 Number of NSA: 57

Rank 120 in the FIS List: EIDE Peder Dahlum

FIS Pts: 12.88

| No | FIS Code | Name                    | NSA Code | WCSL GS | WCSL Overall | FIS GS        |
|----|----------|-------------------------|----------|---------|--------------|---------------|
| 1  | 512116   | GUT Ian                 | LIE      | -       | -            | 12.67 (114)   |
| 2  | 221117   | GOWER Jack              | GBR      | -       | -            | >14.06 (135)  |
| 3  | 502392   | LINDQVIST Axel          | SWE      | -       | -            | >16.29 (171)  |
| 4  | 481730   | KUZNETSOV Ivan          | RUS      | -       | -            | >17.02 (185)  |
| 5  | 151238   | ZABYSTRAN Jan           | CZE      | -       | 20 (130)     | >17.19 (188)  |
| 6  | 491853   | del CAMPO Juan          | ESP      | -       | -            | >17.70 (202)  |
| 7  | 561310   | HROBAT Miha             | SLO      | -       | 12 (152)     | >18.59 (219)  |
| 8  | 30266    | GASTALDI Sebastiano     | ARG      | -       | -            | >18.62 (220)  |
| 9  | 20378    | ESTEVE Axel             | AND      | -       | -            | >19.04 (233)  |
| 10 | 502417   | JONSSON Carl            | SWE      | -       | -            | >20.61 (261)  |
| 11 | 491876   | PUENTE TASIAS Alejandro | ESP      | -       | -            | >22.08 (296)  |
| 12 | 180877   | LEHTO Elian             | FIN      | -       | -            | >22.35 (306)  |
| 13 | 151060   | PAULUS Daniel           | CZE      | -       | -            | >23.03 (319)  |
| 14 | 30388    | BIRKNER de MIGUEL Tomas | ARG      | -       | -            | >23.25 (324)  |
| 15 | 380363   | KOLEGA Elias            | CRO      | -       | 77 (83)      | >23.51 (338)  |
| 16 | 380379   | NIKIC Leon              | CRO      | -       | -            | >24.15 (354)  |
| 17 | 60236    | van den BROECKE Dries   | BEL      | -       | -            | >25.04 (381)  |
| 18 | 40612    | SCOTT Alec              | AUS      | -       | -            | >26.20 (411)  |
| 19 | 700929   | PRIELOZNY Matej         | SVK      | -       | -            | >26.58 (424)  |
| 20 | 700868   | FALAT Matej             | SVK      | -       | -            | >26.58 (424)  |
| 21 | 380377   | KOLEGA Samuel           | CRO      | -       | -            | >27.09 (434)  |
| 22 | 30149    | SIMARI BIRKNER          | ARG      | -       | -            | >27.38 (440)  |
| 23 | 110383   | von APPEN Sven          | CHI      | -       | -            | >27.50 (444)  |
| 24 | 60256    | VERBEKE Tom             | BEL      | -       | -            | >30.38 (534)  |
| 25 | 250353   | SNORRASON Sturla Snaer  | ISL      | -       | -            | >30.47 (538)  |
| 26 | 780023   | DRUKAROV Andrej         | LTU      | -       | -            | >33.37 (631)  |
| 27 | 54106    | BREITFUSS KAMM.         | BOL      | -       | -            | >33.72 (649)  |
| 28 | 170151   | DYRBYE NAESTED Casper   | DEN      | -       | -            | >34.38 (670)  |
| 29 | 561217   | KOSI Klemen             | SLO      | -       | 82 (77)      | >34.46 (673)  |
| 30 | 280034   | BIRAN Itamar            | ISR      | -       | -            | >35.00 (690)  |
| 31 | 550086   | GEDRA Zaks              | LAT      | -       | -            | >35.37 (703)  |
| 32 | 92721    | TODOROV Yoan            | BUL      | -       | -            | >35.84 (718)  |
| 33 | 710362   | LOKMIC Emir             | BIH      | -       | -            | >36.33 (741)  |
| 34 | 680047   | BENIAIDZE Aleksii       | GEO      | -       | -            | >37.13 (772)  |
| 35 | 230651   | ANTONIOU Ioannis        | GRE      | -       | -            | >37.95 (815)  |
| 36 | 710353   | SLJIVIC Marko           | BIH      | -       | -            | >39.27 (859)  |
| 37 | 240142   | SZOLLOS Benjamin        | ISR      | -       | -            | >39.65 (877)  |
| 38 | 680041   | ABRAMASHVILI Iason      | GEO      | -       | -            | >40.24 (904)  |
| 39 | 170159   | VORRE Marcus            | DEN      | -       | -            | >41.86 (961)  |
| 40 | 680063   | JAPHARIDZE Soso         | GEO      | -       | -            | >42.34 (981)  |
| 41 | 550066   | ZVEJNIEKS Miks          | LAT      | -       | -            | >46.73 (1165) |
| 42 | 230728   | TZIOVAS Nikolaos        | GRE      | -       | -            | >49.11 (1256) |
| 43 | 221190   | NORRIS Kieran           | IRL      | -       | -            | >51.71 (1351) |
| 44 | 6190671  | POETTOZ Michael         | COL      | -       | -            | >52.95 (1399) |
| 45 | 310438   | SALIHOVIC Eldar         | MNE      | -       | -            | >54.98 (1488) |

Data Processing by LONGINES

www.fis-ski.com

LONGINES Timing

Generation date : FRI 15 FEB 2019

Time : 15:49

Document: C45 1.0



PRESENTING SPONSOR

OFFICIAL TIMEKEEPER

MAIN SPONSORS

**Åre (SWE)**

Men's Giant Slalom Qualification Race


**DRAW LIST**

Number of Competitors: 120 Number of NSA: 57

Rank 120 in the FIS List: EIDE Peder Dahlum

FIS Pts: 12.88

| No  | FIS Code | Name                    | NSA Code | WCSL GS | WCSL Overall | FIS GS         |
|-----|----------|-------------------------|----------|---------|--------------|----------------|
| 46  | 660021   | DANILOCHKIN Yuri        | BLR      | -       | -            | >55.74 (1519)  |
| 47  | 310415   | STANISIC Strahinja      | SRB      | -       | -            | >57.25 (1578)  |
| 48  | 750107   | BOZHINOVSKI Luka        | MKD      | -       | -            | >57.80 (1600)  |
| 49  | 360046   | OSCH Matthieu           | LUX      | -       | -            | >57.87 (1606)  |
| 50  | 660023   | CHERTSIN Daniil         | BLR      | -       | -            | >58.20 (1624)  |
| 51  | 670080   | KUCHIN Zakhar           | KAZ      | -       | -            | >61.72 (1772)  |
| 52  | 460060   | BARBU Alexandru         | ROU      | -       | -            | >63.51 (1861)  |
| 53  | 270061   | COMERFORD Cormac        | IRL      | -       | -            | >64.66 (1912)  |
| 54  | 310449   | ZLATKOVIC Veselin       | SRB      | -       | -            | >66.85 (2005)  |
| 55  | 120065   | CONG Liang              | CHN      | -       | -            | >68.47 (2062)  |
| 56  | 260097   | SAVEH SHEMSHAKI Porya   | IRI      | -       | -            | >69.40 (2096)  |
| 57  | 240149   | NAGY Bence              | HUN      | -       | -            | >69.68 (2111)  |
| 58  | 750088   | RISTEVSKI Antonio       | MKD      | -       | -            | >69.76 (2114)  |
| 59  | 310440   | DJORDJEVIC Mihajlo      | SRB      | -       | -            | >70.85 (2166)  |
| 60  | 310444   | MINIC Mateja            | SRB      | -       | -            | >71.76 (2199)  |
| 61  | 550078   | OPMANIS Elvis           | LAT      | -       | -            | >71.78 (2200)  |
| 62  | 770015   | TIMOFEEV Evgeniy        | KGZ      | -       | -            | >72.64 (2240)  |
| 63  | 120071   | XU Mingfu               | CHN      | -       | -            | >75.64 (2333)  |
| 64  | 250379   | HAUKSSON Sigurdur       | ISL      | -       | -            | >77.07 (2395)  |
| 65  | 260111   | KIA SHEMSHAKI Behnam    | IRI      | -       | -            | >77.77 (2422)  |
| 66  | 250361   | AUDUNSSON Kristinn Logi | ISL      | -       | -            | >78.20 (2434)  |
| 67  | 260180   | JAFARI Seyedmorteza     | IRI      | -       | -            | >79.42 (2491)  |
| 68  | 680068   | JAPARIDZE Besarion      | GEO      | -       | -            | >81.28 (2560)  |
| 69  | 670082   | DANOV Sergey            | KAZ      | -       | -            | >81.47 (2570)  |
| 70  | 690694   | KOVBASNYUK Ivan         | UKR      | -       | -            | >82.32 (2599)  |
| 71  | 250234   | GUDMUNDSSON Gisli Rafn  | ISL      | -       | -            | >82.40 (2605)  |
| 72  | 660025   | CHERTSIN Uladzislau     | BLR      | -       | -            | >84.26 (2681)  |
| 73  | 942023   | TAHIRI Albin            | KOS      | -       | -            | >84.82 (2697)  |
| 74  | 120057   | ZHANG Yangming          | CHN      | -       | -            | >85.23 (2709)  |
| 75  | 240154   | MAROTY Matyas           | HUN      | -       | -            | >85.79 (2732)  |
| 76  | 690737   | TSIBELENGO Levko        | UKR      | -       | -            | >88.77 (2848)  |
| 77  | 120061   | ZHANG Xiaosong          | CHN      | -       | -            | >90.00 (2888)  |
| 78  | 210040   | TUKHTAEV Komiljon       | UZB      | -       | -            | >91.40 (2934)  |
| 79  | 710367   | TERZIC Dino             | BIH      | -       | -            | >92.74 (2978)  |
| 80  | 750108   | PETKOV Viktor           | MKD      | -       | -            | >94.88 (3047)  |
| 81  | 590039   | ALMEIDA Samuel          | POR      | -       | -            | >97.30 (3112)  |
| 82  | 550099   | LOSS Daniels            | LAT      | -       | -            | >104.36 (3339) |
| 83  | 230740   | KOZARIS Filippas        | GRE      | -       | -            | >104.49 (3342) |
| 84  | 160109   | KAKKOURAS Giorgos       | CYP      | -       | -            | >105.39 (3362) |
| 85  | 160106   | KOUYOUMDJIAN Yianno     | CYP      | -       | -            | >106.53 (3395) |
| 86  | 170161   | BLAAFALK Bastian        | DEN      | -       | -            | >107.87 (3429) |
| 87  | 710375   | DJOKANOVIC Strahinja    | BIH      | -       | -            | >111.56 (3513) |
| 88  | 160112   | EPIPHANIOU Andreas      | CYP      | -       | -            | >112.15 (3527) |
| 89  | 310388   | KOSIC Bojan             | MNE      | -       | -            | >115.14 (3615) |
| 90  | 780020   | ALEKSANDRAVICIUS Vilius | LTU      | -       | -            | >115.78 (3628) |
| 91  | 230695   | KATSANIS Athanasios     | GRE      | -       | -            | >118.51 (3700) |
| 92  | 260377   | SAVEHSHEMSHAKI Mohammad | IRI      | -       | -            | >118.76 (3708) |
| 93  | 340495   | ARNOUK Cesar            | LBN      | -       | -            | >119.19 (3716) |
| 94  | 740039   | HARUTYUNYAN Harutyun    | ARM      | -       | -            | >122.69 (3794) |
| 95  | 942041   | PUPOVCI Arbi            | KOS      | -       | -            | >128.75 (3912) |
| 96  | 340230   | FENIANOS Naim           | LBN      | -       | -            | >129.80 (3933) |
| 97  | 130040   | HO Ping-Jui             | TPE      | -       | -            | >131.15 (3963) |
| 98  | 800013   | TOLA Erjon              | ALB      | -       | -            | >132.82 (3997) |
| 99  | 960300   | GOUTT Yohan Goncalves   | TLS      | -       | -            | >135.47 (4049) |
| 100 | 940001   | RANDRIAMIARISOA Andy    | MAD      | -       | -            | >142.97 (4187) |
| 101 | 570019   | WILSON Connor           | RSA      | -       | -            | >145.07 (4231) |

**Åre (SWE)**


Men's Giant Slalom Qualification Race

**DRAW LIST**

Number of Competitors: 120 Number of NSA: 57

Rank 120 in the FIS List: EIDE Peder Dahlum

FIS Pts: 12.88

| No  | FIS Code | Name                   | NSA Code | WCSL GS | WCSL Overall | FIS GS         |
|-----|----------|------------------------|----------|---------|--------------|----------------|
| 102 | 690732   | MARIICHYN Andriy       | UKR      | -       | -            | >145.38 (4242) |
| 103 | 941001   | MAEDER Carlos          | GHA      | -       | -            | >153.78 (4370) |
| 104 | 770018   | GORDEEV Maksim         | KGZ      | -       | -            | >159.85 (4452) |
| 105 | 620046   | KHAN Arif Mohd         | IND      | -       | -            | >164.10 (4511) |
| 106 | 740030   | GHAZARYAN Arsen        | ARM      | -       | -            | >193.01 (4827) |
| 107 | 770025   | PUSHKARNYKH Anton      | KGZ      | -       | -            | >195.35 (4851) |
| 108 | 800020   | BICOKU Marsel          | ALB      | -       | -            | >196.25 (4860) |
| 109 | 340462   | KAYROUZ Cyril          | LBN      | -       | -            | >206.29 (4939) |
| 110 | 340576   | SAMAHA Georges         | LBN      | -       | -            | >222.56 (5055) |
| 111 | 800023   | VERIGA Vasil           | ALB      | -       | -            | >250.64 (5197) |
| 112 | 790029   | ID YAHYA Mehdi         | MAR      | -       | -            | >254.85 (5219) |
| 113 | 750089   | DEHARI Dardan          | MKD      | -       | -            | >266.40 (5270) |
| 114 | 800026   | KACO Mathieu           | ALB      | -       | -            | >287.27 (5345) |
| 115 | 770024   | IBRAGIMOV Alim         | KGZ      | -       | -            | >299.87 (5378) |
| 116 | 790022   | AOUICH Yassine         | MAR      | -       | -            | >320.03 (5423) |
| 117 | 890009   | SHRESTHA Saphal Ram    | NEP      | -       | -            | >323.49 (5434) |
| 118 | 960801   | SKEEN Kasete-Naufahu   | TGA      | -       | -            | >436.52 (5596) |
| 119 | 921000   | ROY Jean-Pierre        | HAI      | -       | -            | >999.00 (5786) |
| 120 | 540001   | von HOHENLOHE Hubertus | MEX      | -       | -            | >999.00 (5786) |

**Legend:**

> Greater than 120th rank in the FIS points list      FIS\_GS      FIS points for GS (13th FIS points list 2018/2019)  
 No      Control Number      WCSL GS      FIS World Cup Start List points for Giant Slalom



# ARE 2019

FIS ALPINE WORLD SKI CHAMPIONSHIPS SWEDEN

**SKISTAR**

**SKISTAR FIS ALPINE WORLD SKI CHAMPIONSHIPS 2019**

**LONGINES**

**Åre (SWE)**

Men's Giant Slalom Qualification Race

THU 14 FEB 2019

Start Time : 10:00



## START LIST RUN 1

**Jury**

|                               |                    |     |
|-------------------------------|--------------------|-----|
| <b>FIS Technical Delegate</b> | OWESEN Svein Erik  | NOR |
| <b>Referee</b>                | FLERE Janez        | FIS |
| <b>Chief of Race</b>          | HYLLIENMARK Johan  | SWE |
| <b>Start Referee</b>          | PANDELIDIS Andreas | GRE |
| <b>Finish Referee</b>         | HOFER Franz        | SUI |

**Technical Data**

|                            |             |  |
|----------------------------|-------------|--|
| <b>Course Name</b>         | HAMREBACKEN |  |
| <b>Start Altitude</b>      | 691m        |  |
| <b>Finish Altitude</b>     | 437m        |  |
| <b>Vertical Drop</b>       | 254m        |  |
| <b>Homologation Number</b> | 11097/11/13 |  |

**Race Information Run 1**

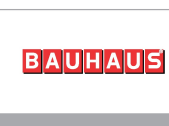
|                            |                |     |
|----------------------------|----------------|-----|
| <b>Course setter</b>       | GIRARDI Walter | SWE |
| <b>Gates/Turning Gates</b> | 10:00          |     |

**Race Information Run 2**

|                            |                 |     |
|----------------------------|-----------------|-----|
| <b>Course setter</b>       | DOGADKIN Andrey | RUS |
| <b>Gates/Turning Gates</b> | 13:30           |     |

Number of Competitors: 120 Number of NSA: 57

| Bib | FIS Code | Name                           | Year of Birth | NSA Code | Time  | Ski     |
|-----|----------|--------------------------------|---------------|----------|-------|---------|
| 1   | 221117   | GOWER Jack                     | 1994          | GBR      | _____ |         |
| 2   | 512116   | GUT Ian                        | 1995          | LIE      | _____ | Head    |
| 3   | 502392   | LINDQVIST Axel                 | 2000          | SWE      | _____ |         |
| 4   | 151238   | ZABYSTRAN Jan                  | 1998          | CZE      | _____ | Atomic  |
| 5   | 491853   | del CAMPO Juan                 | 1994          | ESP      | _____ | Nordica |
| 6   | 561310   | HROBAT Miha                    | 1995          | SLO      | _____ | Atomic  |
| 7   | 481730   | KUZNETSOV Ivan                 | 1996          | RUS      | _____ | Atomic  |
| 8   | 491876   | PUENTE TASIAS Alejandro        | 1994          | ESP      | _____ |         |
| 9   | 30266    | GASTALDI Sebastiano            | 1991          | ARG      | _____ |         |
| 10  | 20378    | ESTEVE Axel                    | 1994          | AND      | _____ | Fischer |
| 11  | 502417   | JONSSON Carl                   | 2000          | SWE      | _____ |         |
| 12  | 380363   | KOLEGA Elias                   | 1996          | CRO      | _____ | Atomic  |
| 13  | 151060   | PAULUS Daniel                  | 1994          | CZE      | _____ |         |
| 14  | 30388    | BIRKNER de MIGUEL Tomas        | 1997          | ARG      | _____ |         |
| 15  | 180877   | LEHTO Elian                    | 2000          | FIN      | _____ |         |
| 16  | 380379   | NIKIC Leon                     | 1999          | CRO      | _____ |         |
| 17  | 60236    | van den BROECKE Dries          | 1995          | BEL      | _____ | Augment |
| 18  | 40612    | SCOTT Alec                     | 1997          | AUS      | _____ |         |
| 19  | 700929   | PRIELOZNY Matej                | 1997          | SVK      | _____ |         |
| 20  | 700868   | FALAT Matej                    | 1993          | SVK      | _____ | Augment |
| 21  | 380377   | KOLEGA Samuel                  | 1999          | CRO      | _____ |         |
| 22  | 30149    | SIMARI BIRKNER Cristian Javier | 1980          | ARG      | _____ |         |
| 23  | 110383   | von APPEN Sven                 | 1997          | CHI      | _____ |         |
| 24  | 60256    | VERBEKE Tom                    | 1997          | BEL      | _____ |         |
| 25  | 250353   | SNORRASON Sturla Snaer         | 1994          | ISL      | _____ |         |
| 26  | 780023   | DRUKAROV Andrej                | 1999          | LTU      | _____ |         |
| 27  | 54106    | BREITFUSS KAMMERLANDER Simon   | 1992          | BOL      | _____ | Voelkl  |
| 28  | 170151   | DYRBYE NAESTED Casper          | 1996          | DEN      | _____ |         |
| 29  | 561217   | KOSI Klemen                    | 1991          | SLO      | _____ | Atomic  |
| 30  | 280034   | BIRAN Itamar                   | 1998          | ISR      | _____ |         |
| 31  | 550086   | GEDRA Zaks                     | 1998          | LAT      | _____ |         |
| 32  | 92721    | TODOROV Yoan                   | 1997          | BUL      | _____ | Head    |
| 33  | 710362   | LOKMIC Emir                    | 1997          | BIH      | _____ |         |
| 34  | 680047   | BENIAIDZE Aleks                | 1991          | GEO      | _____ |         |
| 35  | 230651   | ANTONIOU Ioannis               | 1995          | GRE      | _____ |         |
| 36  | 710353   | SLJIVIC Marko                  | 1996          | BIH      | _____ |         |
| 37  | 240142   | SZOLLOS Benjamin               | 1996          | ISR      | _____ |         |
| 38  | 680041   | ABRAMASHVILI Iason             | 1988          | GEO      | _____ |         |





**Åre (SWE)**

Men's Giant Slalom Qualification Race

THU 14 FEB 2019


**START LIST RUN 1**

Start Time : 10:00

Number of Competitors: 120 Number of NSA: 57

| Bib | FIS Code | Name                    | Year of Birth | NSA Code | Time  | Ski    |
|-----|----------|-------------------------|---------------|----------|-------|--------|
| 39  | 170159   | VORRE Marcus            | 1998          | DEN      | _____ | Atomic |
| 40  | 680063   | JAPHARIDZE Soso         | 1996          | GEO      | _____ |        |
| 41  | 550066   | ZVEJNIEKS Miks          | 1995          | LAT      | _____ |        |
| 42  | 230728   | TZIOVAS Nikolaos        | 1997          | GRE      | _____ |        |
| 43  | 221190   | NORRIS Kieran           | 1995          | IRL      | _____ |        |
| 44  | 6190671  | POETTOZ Michael         | 1998          | COL      | _____ |        |
| 45  | 310438   | SALIHVIC Eldar          | 1999          | MNE      | _____ |        |
| 46  | 660021   | DANILOCHKIN Yuri        | 1991          | BLR      | _____ | Atomic |
| 47  | 310415   | STANISIC Strahinja      | 1995          | SRB      | _____ |        |
| 48  | 750107   | BOZHINOVSKI Luka        | 1998          | MKD      | _____ |        |
| 49  | 360046   | OSCH Matthieu           | 1999          | LUX      | _____ |        |
| 50  | 660023   | CHERTSIN Daniil         | 1997          | BLR      | _____ |        |
| 51  | 670080   | KUCHIN Zakhar           | 1997          | KAZ      | _____ |        |
| 52  | 460060   | BARBU Alexandru         | 1987          | ROU      | _____ |        |
| 53  | 270061   | COMERFORD Cormac        | 1996          | IRL      | _____ |        |
| 54  | 310449   | ZLATKOVIC Veselin       | 2001          | SRB      | _____ |        |
| 55  | 120065   | CONG Liang              | 1997          | CHN      | _____ |        |
| 56  | 260097   | SAVEH SHEMSHAKI Porya   | 1987          | IRI      | _____ |        |
| 57  | 240149   | NAGY Bence              | 1998          | HUN      | _____ |        |
| 58  | 750088   | RISTEVSKI Antonio       | 1989          | MKD      | _____ |        |
| 59  | 310440   | DJORDJEVIC Mihajlo      | 1999          | SRB      | _____ |        |
| 60  | 310444   | MINIC Mateja            | 2000          | SRB      | _____ |        |
| 61  | 550078   | OPMANIS Elvis           | 1997          | LAT      | _____ |        |
| 62  | 770015   | TIMOFEEV Evgeniy        | 1994          | KGZ      | _____ |        |
| 63  | 120071   | XU Mingfu               | 1997          | CHN      | _____ |        |
| 64  | 250379   | HAUKSSON Sigurdur       | 1996          | ISL      | _____ |        |
| 65  | 260111   | KIA SHEMSHAKI Behnam    | 1990          | IRI      | _____ |        |
| 66  | 250361   | AUDUNSSON Kristinn Logi | 1995          | ISL      | _____ |        |
| 67  | 260180   | JAFARI Seyedmorteza     | 1992          | IRI      | _____ |        |
| 68  | 680068   | JAPARIDZE Besarion      | 1998          | GEO      | _____ |        |
| 69  | 670082   | DANOV Sergey            | 1997          | KAZ      | _____ |        |
| 70  | 690694   | KOVBASNYUK Ivan         | 1993          | UKR      | _____ |        |
| 71  | 250234   | GUDMUNDSSON Gisli Rafn  | 1986          | ISL      | _____ |        |
| 72  | 660025   | CHERTSIN Uladzislau     | 1998          | BLR      | _____ |        |
| 73  | 942023   | TAHIRI Albin            | 1989          | KOS      | _____ |        |
| 74  | 120057   | ZHANG Yangming          | 1994          | CHN      | _____ |        |
| 75  | 240154   | MAROTY Matyas           | 2000          | HUN      | _____ |        |
| 76  | 690737   | TSIBELENGO Levko        | 1996          | UKR      | _____ |        |
| 77  | 120061   | ZHANG Xiaosong          | 1997          | CHN      | _____ |        |
| 78  | 210040   | TUKHTAEV Komiljon       | 1997          | UZB      | _____ |        |
| 79  | 710367   | TERZIC Dino             | 2000          | BIH      | _____ |        |
| 80  | 750108   | PETKOV Viktor           | 1999          | MKD      | _____ |        |
| 81  | 590039   | ALMEIDA Samuel          | 1997          | POR      | _____ |        |
| 82  | 550099   | LOSS Daniels            | 2000          | LAT      | _____ |        |
| 83  | 230740   | KOZARIS Filippas        | 1999          | GRE      | _____ |        |
| 84  | 160109   | KAKKOURAS Giorgos       | 1998          | CYP      | _____ |        |
| 85  | 160106   | KOUYOUMDJIAN Yianno     | 1997          | CYP      | _____ |        |
| 86  | 170161   | BLAAFALK Bastian        | 1998          | DEN      | _____ |        |
| 87  | 710375   | DJOKANOVIC Strahinja    | 2000          | BIH      | _____ |        |
| 88  | 160112   | EPIPHANIOU Andreas      | 1999          | CYP      | _____ |        |
| 89  | 310388   | KOSIC Bojan             | 1990          | MNE      | _____ |        |
| 90  | 780020   | ALEKSANDRAVICIUS Vilius | 1995          | LTU      | _____ |        |
| 91  | 230695   | KATSANIS Athanasios     | 1996          | GRE      | _____ |        |
| 92  | 260377   | SAVEHSHEMSHAKI Mohammad | 1999          | IRI      | _____ |        |
| 93  | 340495   | ARNOUK Cesar            | 2000          | LBN      | _____ |        |
| 94  | 740039   | HARUTYUNYAN Harutyun    | 2000          | ARM      | _____ |        |
| 95  | 942041   | PUPOVCI Arbi            | 2000          | KOS      | _____ |        |

**Åre (SWE)**

Men's Giant Slalom Qualification Race

THU 14 FEB 2019


**START LIST RUN 1**

Start Time : 10:00

Number of Competitors: 120 Number of NSA: 57

| Bib | FIS Code | Name                   | Year of Birth | NSA Code | Time  | Ski   |
|-----|----------|------------------------|---------------|----------|-------|-------|
| 96  | 340230   | FENIANOS Naim          | 1992          | LBN      | _____ | _____ |
| 97  | 130040   | HO Ping-Jui            | 1998          | TPE      | _____ | _____ |
| 98  | 800013   | TOLA Erjon             | 1986          | ALB      | _____ | _____ |
| 99  | 960300   | GOUTT Yohan Goncalves  | 1994          | TLS      | _____ | _____ |
| 100 | 940001   | RANDRIAMIARISOA Andy   | 1984          | MAD      | _____ | _____ |
| 101 | 570019   | WILSON Connor          | 1996          | RSA      | _____ | _____ |
| 102 | 690732   | MARIICHYN Andriy       | 1995          | UKR      | _____ | _____ |
| 103 | 941001   | MAEDER Carlos          | 1978          | GHA      | _____ | _____ |
| 104 | 770018   | GORDEEV Maksim         | 1995          | KGZ      | _____ | _____ |
| 105 | 620046   | KHAN Arif Mohd         | 1990          | IND      | _____ | _____ |
| 106 | 740030   | GHAZARYAN Arsen        | 1992          | ARM      | _____ | _____ |
| 107 | 770025   | PUSHKARNYKH Anton      | 2000          | KGZ      | _____ | _____ |
| 108 | 800020   | BICOKU Marsel          | 1997          | ALB      | _____ | _____ |
| 109 | 340462   | KAYROUZ Cyril          | 1999          | LBN      | _____ | _____ |
| 110 | 340576   | SAMAHA Georges         | 2001          | LBN      | _____ | _____ |
| 111 | 800023   | VERIGA Vasil           | 1998          | ALB      | _____ | _____ |
| 112 | 790029   | ID YAHYA Mehdi         | 1996          | MAR      | _____ | _____ |
| 113 | 750089   | DEHARI Dardan          | 1990          | MKD      | _____ | _____ |
| 114 | 800026   | KACO Mathieu           | 2000          | ALB      | _____ | _____ |
| 115 | 770024   | IBRAGIMOV Alim         | 2001          | KGZ      | _____ | _____ |
| 116 | 790022   | AOUICH Yassine         | 1990          | MAR      | _____ | _____ |
| 117 | 890009   | SHRESTHA Saphal Ram    | 1998          | NEP      | _____ | _____ |
| 118 | 960801   | SKEEN Kasete-Naufahu   | 1982          | TGA      | _____ | _____ |
| 119 | 921000   | ROY Jean-Pierre        | 1963          | HAI      | _____ | _____ |
| 120 | 540001   | von HOHENLOHE Hubertus | 1959          | MEX      | _____ | _____ |

**Forerunners:**

|       |                  |     |              |     |                     |     |
|-------|------------------|-----|--------------|-----|---------------------|-----|
| Run 1 | F1-EDFALK Karlin | SWE | F2-RASK Noah | SWE | F3-ROSENQVIST Lukas | SWE |
| Run 2 | F1-EDFALK Karlin | SWE | F2-RASK Noah | SWE | F3-ROSENQVIST Lukas | SWE |



FIS ARE 2019  
FIS ALPINE WORLD SKI CHAMPIONSHIPS SWEDEN

**SKISTAR**

SKISTAR FIS ALPINE WORLD SKI CHAMPIONSHIPS 2019

**LONGINES**

Åre (SWE)



Men's Giant Slalom Qualification Race

THU 14 FEB 2019

OFFICIAL RESULTS RUN 1

Start Time : 10:00

**Jury**

|                        |                    |     |
|------------------------|--------------------|-----|
| FIS Technical Delegate | OWESEN Svein Erik  | NOR |
| Referee                | FLERE Janez        | FIS |
| Chief of Race          | HYLLIENMARK Johan  | SWE |
| Start Referee          | PANDELIDIS Andreas | GRE |
| Finish Referee         | HOFER Franz        | SUI |

**Technical Data**

|                     |             |  |
|---------------------|-------------|--|
| Course Name         | HAMREBACKEN |  |
| Start Altitude      | 691m        |  |
| Finish Altitude     | 437m        |  |
| Vertical Drop       | 254m        |  |
| Homologation Number | 11097/11/13 |  |

**Race Information Run 1**

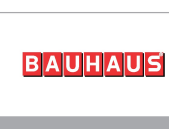
|                     |                |     |
|---------------------|----------------|-----|
| Course setter       | GIRARDI Walter | SWE |
| Gates/Turning Gates | 42/39          |     |
| Start Time          | 10:00          |     |

**Race Information Run 2**

|                     |                 |     |
|---------------------|-----------------|-----|
| Course setter       | DOGADKIN Andrey | RUS |
| Gates/Turning Gates |                 |     |
| Start Time          | 13:30           |     |

Number of Competitors: 120 Number of NSA: 57

| Rank | Bib | FIS Code | Name                         | Year of Birth | NSA Code | Time    | Difference | Ski     |
|------|-----|----------|------------------------------|---------------|----------|---------|------------|---------|
| 1    | 3   | 502392   | LINDQVIST Axel               | 2000          | SWE      | 1:04.72 |            |         |
| 2    | 17  | 60236    | van den BROECKE Dries        | 1995          | BEL      | 1:05.37 | 0.65       | Augment |
| 3    | 11  | 502417   | JONSSON Carl                 | 2000          | SWE      | 1:05.49 | 0.77       |         |
| 4    | 10  | 20378    | ESTEVE Axel                  | 1994          | AND      | 1:05.61 | 0.89       | Fischer |
| 5    | 16  | 380379   | NIKIC Leon                   | 1999          | CRO      | 1:05.98 | 1.26       |         |
| 6    | 7   | 481730   | KUZNETSOV Ivan               | 1996          | RUS      | 1:06.00 | 1.28       | Atomic  |
| 7    | 13  | 151060   | PAULUS Daniel                | 1994          | CZE      | 1:06.01 | 1.29       |         |
| 8    | 4   | 151238   | ZABYSTRAN Jan                | 1998          | CZE      | 1:06.07 | 1.35       | Atomic  |
| 9    | 5   | 491853   | del CAMPO Juan               | 1994          | ESP      | 1:06.14 | 1.42       | Nordica |
| 10   | 29  | 561217   | KOSI Klemen                  | 1991          | SLO      | 1:06.15 | 1.43       | Atomic  |
| 11   | 15  | 180877   | LEHTO Elian                  | 2000          | FIN      | 1:06.16 | 1.44       |         |
| 12   | 20  | 700868   | FALAT Matej                  | 1993          | SVK      | 1:06.21 | 1.49       | Augment |
| 13   | 1   | 221117   | GOWER Jack                   | 1994          | GBR      | 1:06.23 | 1.51       |         |
| 14   | 8   | 491876   | PUENTE TASIAS Alejandro      | 1994          | ESP      | 1:06.34 | 1.62       |         |
| 15   | 19  | 700929   | PRIELOZNY Matej              | 1997          | SVK      | 1:06.44 | 1.72       |         |
| 16   | 21  | 380377   | KOLEGA Samuel                | 1999          | CRO      | 1:06.53 | 1.81       |         |
| 17   | 6   | 561310   | HROBAT Miha                  | 1995          | SLO      | 1:06.54 | 1.82       | Atomic  |
| 18   | 23  | 110383   | von APPEN Sven               | 1997          | CHI      | 1:06.66 | 1.94       |         |
| 19   | 31  | 550086   | GEDRA Zaks                   | 1998          | LAT      | 1:06.81 | 2.09       |         |
| 20   | 47  | 310415   | STANISIC Strahinja           | 1995          | SRB      | 1:06.82 | 2.10       |         |
| 20   | 12  | 380363   | KOLEGA Elias                 | 1996          | CRO      | 1:06.82 | 2.10       | Atomic  |
| 22   | 14  | 30388    | BIRKNER de MIGUEL Tomas      | 1997          | ARG      | 1:06.92 | 2.20       |         |
| 23   | 18  | 40612    | SCOTT Alec                   | 1997          | AUS      | 1:06.97 | 2.25       |         |
| 24   | 25  | 250353   | SNORRASON Sturla Snaer       | 1994          | ISL      | 1:07.05 | 2.33       |         |
| 25   | 32  | 92721    | TODOROV Yoan                 | 1997          | BUL      | 1:07.17 | 2.45       | Head    |
| 26   | 28  | 170151   | DYRBYE NAESTED Casper        | 1996          | DEN      | 1:07.26 | 2.54       |         |
| 27   | 37  | 240142   | SZOLLOS Benjamin             | 1996          | ISR      | 1:07.31 | 2.59       |         |
| 28   | 34  | 680047   | BENIAIDZE Aleks              | 1991          | GEO      | 1:07.56 | 2.84       |         |
| 29   | 40  | 680063   | JAPHARIDZE Soso              | 1996          | GEO      | 1:07.61 | 2.89       |         |
| 30   | 9   | 30266    | GASTALDI Sebastiano          | 1991          | ARG      | 1:07.63 | 2.91       |         |
| 31   | 71  | 250234   | GUDMUNDSSON Gisli Rafn       | 1986          | ISL      | 1:07.65 | 2.93       |         |
| 32   | 33  | 710362   | LOKMIC Emir                  | 1997          | BIH      | 1:07.77 | 3.05       |         |
| 33   | 53  | 270061   | COMERFORD Cormac             | 1996          | IRL      | 1:07.82 | 3.10       |         |
| 34   | 38  | 680041   | ABRAMASHVILI Iason           | 1988          | GEO      | 1:07.83 | 3.11       |         |
| 35   | 27  | 54106    | BREITFUSS KAMMERLANDER Simon | 1992          | BOL      | 1:07.85 | 3.13       | Voelkl  |
| 36   | 30  | 280034   | BIRAN Itamar                 | 1998          | ISR      | 1:08.14 | 3.42       |         |
| 37   | 36  | 710353   | SLJIVIC Marko                | 1996          | BIH      | 1:08.24 | 3.52       |         |
| 38   | 61  | 550078   | OPMANIS Elvis                | 1997          | LAT      | 1:08.25 | 3.53       |         |



Number of Competitors: 120 Number of NSA: 57

| Rank | Bib | FIS Code | Name                           | Year of Birth | NSA Code | Time    | Difference | Ski |
|------|-----|----------|--------------------------------|---------------|----------|---------|------------|-----|
| 38   | 26  | 780023   | DRUKAROV Andrej                | 1999          | LTU      | 1:08.25 | 3.53       |     |
| 40   | 49  | 360046   | OSCH Matthieu                  | 1999          | LUX      | 1:08.26 | 3.54       |     |
| 41   | 41  | 550066   | ZVEJNIEKS Miks                 | 1995          | LAT      | 1:08.30 | 3.58       |     |
| 42   | 45  | 310438   | SALIHOVIC Eldar                | 1999          | MNE      | 1:08.61 | 3.89       |     |
| 43   | 64  | 250379   | HAUKSSON Sigurdur              | 1996          | ISL      | 1:08.68 | 3.96       |     |
| 44   | 22  | 30149    | SIMARI BIRKNER Cristian Javier | 1980          | ARG      | 1:09.04 | 4.32       |     |
| 45   | 70  | 690694   | KOVBASNYUK Ivan                | 1993          | UKR      | 1:09.05 | 4.33       |     |
| 46   | 68  | 680068   | JAPARIDZE Besarion             | 1998          | GEO      | 1:09.08 | 4.36       |     |
| 47   | 74  | 120057   | ZHANG Yangming                 | 1994          | CHN      | 1:09.15 | 4.43       |     |
| 48   | 75  | 240154   | MAROTY Matyas                  | 2000          | HUN      | 1:09.22 | 4.50       |     |
| 49   | 78  | 210040   | TUKHTAEV Komiljon              | 1997          | UZB      | 1:09.32 | 4.60       |     |
| 50   | 44  | 6190671  | POETTOZ Michael                | 1998          | COL      | 1:09.33 | 4.61       |     |
| 51   | 50  | 660023   | CHERTSIN Daniil                | 1997          | BLR      | 1:09.52 | 4.80       |     |
| 52   | 48  | 750107   | BOZHINOVSKI Luka               | 1998          | MKD      | 1:09.66 | 4.94       |     |
| 53   | 52  | 460060   | BARBU Alexandru                | 1987          | ROU      | 1:09.73 | 5.01       |     |
| 54   | 35  | 230651   | ANTONIOU Ioannis               | 1995          | GRE      | 1:09.94 | 5.22       |     |
| 55   | 66  | 250361   | AUDUNSSON Kristinn Logi        | 1995          | ISL      | 1:10.00 | 5.28       |     |
| 56   | 56  | 260097   | SAVEH SHEMSHAKI Porya          | 1987          | IRI      | 1:10.05 | 5.33       |     |
| 57   | 51  | 670080   | KUCHIN Zakhar                  | 1997          | KAZ      | 1:10.06 | 5.34       |     |
| 58   | 69  | 670082   | DANOV Sergey                   | 1997          | KAZ      | 1:10.09 | 5.37       |     |
| 59   | 82  | 550099   | LOSS Daniels                   | 2000          | LAT      | 1:10.26 | 5.54       |     |
| 60   | 76  | 690737   | TSIBELENGO Levko               | 1996          | UKR      | 1:10.27 | 5.55       |     |
| 61   | 54  | 310449   | ZLATKOVIC Veselin              | 2001          | SRB      | 1:10.33 | 5.61       |     |
| 62   | 98  | 800013   | TOLA Erjon                     | 1986          | ALB      | 1:10.36 | 5.64       |     |
| 63   | 63  | 120071   | XU Mingfu                      | 1997          | CHN      | 1:10.37 | 5.65       |     |
| 64   | 102 | 690732   | MARIICHYN Andriy               | 1995          | UKR      | 1:10.49 | 5.77       |     |
| 65   | 59  | 310440   | DJORDJEVIC Mihajlo             | 1999          | SRB      | 1:10.54 | 5.82       |     |
| 66   | 86  | 170161   | BLAAFALK Bastian               | 1998          | DEN      | 1:10.66 | 5.94       |     |
| 67   | 73  | 942023   | TAHIRI Albin                   | 1989          | KOS      | 1:10.72 | 6.00       |     |
| 68   | 113 | 750089   | DEHARI Dardan                  | 1990          | MKD      | 1:10.84 | 6.12       |     |
| 69   | 81  | 590039   | ALMEIDA Samuel                 | 1997          | POR      | 1:10.95 | 6.23       |     |
| 70   | 91  | 230695   | KATSANIS Athanasios            | 1996          | GRE      | 1:10.99 | 6.27       |     |
| 71   | 84  | 160109   | KAKKOURAS Giorgos              | 1998          | CYP      | 1:11.26 | 6.54       |     |
| 72   | 72  | 660025   | CHERTSIN Uladzislau            | 1998          | BLR      | 1:11.32 | 6.60       |     |
| 73   | 67  | 260180   | JAFARI Seyedmorteza            | 1992          | IRI      | 1:11.37 | 6.65       |     |
| 74   | 87  | 710375   | DJOKANOVIC Strahinja           | 2000          | BIH      | 1:11.41 | 6.69       |     |
| 74   | 79  | 710367   | TERZIC Dino                    | 2000          | BIH      | 1:11.41 | 6.69       |     |
| 76   | 83  | 230740   | KOZARIS Filippos               | 1999          | GRE      | 1:11.50 | 6.78       |     |
| 77   | 77  | 120061   | ZHANG Xiaosong                 | 1997          | CHN      | 1:11.59 | 6.87       |     |
| 78   | 93  | 340495   | ARNOUK Cesar                   | 2000          | LBN      | 1:11.86 | 7.14       |     |
| 79   | 101 | 570019   | WILSON Connor                  | 1996          | RSA      | 1:12.17 | 7.45       |     |
| 80   | 42  | 230728   | TZIOVAS Nikolaos               | 1997          | GRE      | 1:12.22 | 7.50       |     |
| 81   | 62  | 770015   | TIMOFEEV Evgeniy               | 1994          | KGZ      | 1:12.31 | 7.59       |     |
| 82   | 65  | 260111   | KIA SHEMSHAKI Behnam           | 1990          | IRI      | 1:12.40 | 7.68       |     |
| 83   | 96  | 340230   | FENIANOS Naim                  | 1992          | LBN      | 1:12.44 | 7.72       |     |
| 84   | 88  | 160112   | EPIPHANIOU Andreas             | 1999          | CYP      | 1:12.65 | 7.93       |     |
| 85   | 80  | 750108   | PETKOV Viktor                  | 1999          | MKD      | 1:12.88 | 8.16       |     |
| 86   | 85  | 160106   | KOUYOUMDJIAN Yianno            | 1997          | CYP      | 1:12.98 | 8.26       |     |
| 87   | 92  | 260377   | SAVEHSHEMSHAKI Mohammad        | 1999          | IRI      | 1:13.33 | 8.61       |     |
| 88   | 95  | 942041   | PUPOVCI Arbi                   | 2000          | KOS      | 1:14.07 | 9.35       |     |
| 89   | 90  | 780020   | ALEKSANDRAVICIUS Vilius        | 1995          | LTU      | 1:14.20 | 9.48       |     |
| 90   | 89  | 310388   | KOSIC Bojan                    | 1990          | MNE      | 1:14.25 | 9.53       |     |
| 91   | 106 | 740030   | GHAZARYAN Arsen                | 1992          | ARM      | 1:14.91 | 10.19      |     |
| 92   | 97  | 130040   | HO Ping-Jui                    | 1998          | TPE      | 1:15.47 | 10.75      |     |
| 93   | 94  | 740039   | HARUTYUNYAN Harutyun           | 2000          | ARM      | 1:15.85 | 11.13      |     |
| 94   | 104 | 770018   | GORDEEV Maksim                 | 1995          | KGZ      | 1:16.00 | 11.28      |     |
| 95   | 99  | 960300   | GOUTT Yohan Goncalves          | 1994          | TLS      | 1:17.06 | 12.34      |     |

Number of Competitors: 120 Number of NSA: 57

| Rank | Bib | FIS Code | Name                   | Year of Birth | NSA Code | Time    | Difference | Ski |
|------|-----|----------|------------------------|---------------|----------|---------|------------|-----|
| 96   | 103 | 941001   | MAEDER Carlos          | 1978          | GHA      | 1:17.63 | 12.91      |     |
| 97   | 107 | 770025   | PUSHKARNYKH Anton      | 2000          | KGZ      | 1:18.18 | 13.46      |     |
| 98   | 115 | 770024   | IBRAGIMOV Alim         | 2001          | KGZ      | 1:18.50 | 13.78      |     |
| 99   | 109 | 340462   | KAYROUZ Cyril          | 1999          | LBN      | 1:19.26 | 14.54      |     |
| 100  | 100 | 940001   | RANDRIAMIARISOA Andy   | 1984          | MAD      | 1:19.38 | 14.66      |     |
| 101  | 117 | 890009   | SHRESTHA Saphal Ram    | 1998          | NEP      | 1:20.23 | 15.51      |     |
| 102  | 120 | 540001   | von HOHENLOHE Hubertus | 1959          | MEX      | 1:20.32 | 15.60      |     |
| 103  | 116 | 790022   | AOUICH Yassine         | 1990          | MAR      | 1:20.35 | 15.63      |     |
| 104  | 110 | 340576   | SAMAHA Georges         | 2001          | LBN      | 1:20.85 | 16.13      |     |
| 105  | 105 | 620046   | KHAN Arif Mohd         | 1990          | IND      | 1:22.14 | 17.42      |     |
| 106  | 108 | 800020   | BICOKU Marsel          | 1997          | ALB      | 1:22.39 | 17.67      |     |
| 107  | 114 | 800026   | KACO Mathieu           | 2000          | ALB      | 1:23.39 | 18.67      |     |
| 108  | 111 | 800023   | VERIGA Vasil           | 1998          | ALB      | 1:24.52 | 19.80      |     |
| 109  | 118 | 960801   | SKEEN Kasete-Naufahu   | 1982          | TGA      | 1:36.96 | 32.24      |     |
| 110  | 119 | 921000   | ROY Jean-Pierre        | 1963          | HAI      | 1:40.59 | 35.87      |     |

**DID NOT FINISH RUN 1: 7 competitors**

|    |        |                   |      |     |  |  |  |        |
|----|--------|-------------------|------|-----|--|--|--|--------|
| 2  | 512116 | GUT Ian           | 1995 | LIE |  |  |  | Head   |
| 39 | 170159 | VORRE Marcus      | 1998 | DEN |  |  |  | Atomic |
| 43 | 221190 | NORRIS Kieran     | 1995 | IRL |  |  |  |        |
| 55 | 120065 | CONG Liang        | 1997 | CHN |  |  |  |        |
| 57 | 240149 | NAGY Bence        | 1998 | HUN |  |  |  |        |
| 58 | 750088 | RISTEVSKI Antonio | 1989 | MKD |  |  |  |        |
| 60 | 310444 | MINIC Mateja      | 2000 | SRB |  |  |  |        |

**DISQUALIFIED RUN 1: 1 competitor**

|    |       |             |      |     |  |  |            |  |
|----|-------|-------------|------|-----|--|--|------------|--|
| 24 | 60256 | VERBEKE Tom | 1997 | BEL |  |  | Rule 613.7 |  |
|----|-------|-------------|------|-----|--|--|------------|--|

**DID NOT START RUN 1: 2 competitors**

|     |        |                  |      |     |  |  |  |        |
|-----|--------|------------------|------|-----|--|--|--|--------|
| 46  | 660021 | DANILOCHKIN Yuri | 1991 | BLR |  |  |  | Atomic |
| 112 | 790029 | ID YAHYA Mehdi   | 1996 | MAR |  |  |  |        |

**Reason for disqualification:**

613.7 does not start within the time limits

| Forerunners: |                  |     |              |     |                     |     |  |
|--------------|------------------|-----|--------------|-----|---------------------|-----|--|
| Run 1        | F1-EDFALK Karlin | SWE | F2-RASK Noah | SWE | F3-ROSENQVIST Lukas | SWE |  |
| Run 2        | F1-EDFALK Karlin | SWE | F2-RASK Noah | SWE | F3-ROSENQVIST Lukas | SWE |  |

| Conditions on course: |            |            |                          |                           |  |  |  |
|-----------------------|------------|------------|--------------------------|---------------------------|--|--|--|
| Run 1                 | LIGHT RAIN | Snow: SOFT | Temperature - Start: 5°C | Temperature - Finish: 5°C |  |  |  |

START LIST RUN 2

| Jury                   |                    |     | Technical Data         |                 |     |
|------------------------|--------------------|-----|------------------------|-----------------|-----|
| FIS Technical Delegate | OWESEN Svein Erik  | NOR | Course Name            | HAMREBACKEN     |     |
| Referee                | FLERE Janez        | FIS | Start Altitude         | 691m            |     |
| Chief of Race          | HYLLIENMARK Johan  | SWE | Finish Altitude        | 437m            |     |
| Start Referee          | PANDELIDIS Andreas | GRE | Vertical Drop          | 254m            |     |
| Finish Referee         | HOFER Franz        | SUI | Homologation Number    | 11097/11/13     |     |
| Race Information Run 1 |                    |     | Race Information Run 2 |                 |     |
| Course setter          | GIRARDI Walter     | SWE | Course setter          | DOGADKIN Andrey | RUS |
| Gates/Turning Gates    | 42/39              |     | Gates/Turning Gates    | 42/39           |     |
| Start Time             | 10:00              |     | Start Time             | 13:30           |     |

Number of Competitors: 110 Number of NSA: 56

| Start Order | Bib | FIS Code | Name                         | Year of Birth | NSA Code | Run 1   | Diff. | Rank | Run 2 | Total | Ski     |
|-------------|-----|----------|------------------------------|---------------|----------|---------|-------|------|-------|-------|---------|
| 1           | 9   | 30266    | GASTALDI Sebastiano          | 1991          | ARG      | 1:07.63 | 2.91  | 30   |       |       |         |
| 2           | 40  | 680063   | JAPHARIDZE Soso              | 1996          | GEO      | 1:07.61 | 2.89  | 29   |       |       |         |
| 3           | 34  | 680047   | BENIAIDZE Aleksii            | 1991          | GEO      | 1:07.56 | 2.84  | 28   |       |       |         |
| 4           | 37  | 240142   | SZOLLOS Benjamin             | 1996          | ISR      | 1:07.31 | 2.59  | 27   |       |       |         |
| 5           | 28  | 170151   | DYRBYE NAESTED Casper        | 1996          | DEN      | 1:07.26 | 2.54  | 26   |       |       |         |
| 6           | 32  | 92721    | TODOROV Yoan                 | 1997          | BUL      | 1:07.17 | 2.45  | 25   |       |       | Head    |
| 7           | 25  | 250353   | SNORRASON Sturla Snaer       | 1994          | ISL      | 1:07.05 | 2.33  | 24   |       |       |         |
| 8           | 18  | 40612    | SCOTT Alec                   | 1997          | AUS      | 1:06.97 | 2.25  | 23   |       |       |         |
| 9           | 14  | 30388    | BIRKNER de MIGUEL Tomas      | 1997          | ARG      | 1:06.92 | 2.20  | 22   |       |       |         |
| 10          | 12  | 380363   | KOLEGA Elias                 | 1996          | CRO      | 1:06.82 | 2.10  | 20   |       |       | Atomic  |
| 11          | 47  | 310415   | STANISIC Strahinja           | 1995          | SRB      | 1:06.82 | 2.10  | 20   |       |       |         |
| 12          | 31  | 550086   | GEDRA Zaks                   | 1998          | LAT      | 1:06.81 | 2.09  | 19   |       |       |         |
| 13          | 23  | 110383   | von APPEN Sven               | 1997          | CHI      | 1:06.66 | 1.94  | 18   |       |       |         |
| 14          | 6   | 561310   | HROBAT Miha                  | 1995          | SLO      | 1:06.54 | 1.82  | 17   |       |       | Atomic  |
| 15          | 21  | 380377   | KOLEGA Samuel                | 1999          | CRO      | 1:06.53 | 1.81  | 16   |       |       |         |
| 16          | 19  | 700929   | PRIELOZNY Matej              | 1997          | SVK      | 1:06.44 | 1.72  | 15   |       |       |         |
| 17          | 8   | 491876   | PUENTE TASIAS Alejandro      | 1994          | ESP      | 1:06.34 | 1.62  | 14   |       |       |         |
| 18          | 1   | 221117   | GOWER Jack                   | 1994          | GBR      | 1:06.23 | 1.51  | 13   |       |       |         |
| 19          | 20  | 700868   | FALAT Matej                  | 1993          | SVK      | 1:06.21 | 1.49  | 12   |       |       | Augment |
| 20          | 15  | 180877   | LEHTO Elias                  | 2000          | FIN      | 1:06.16 | 1.44  | 11   |       |       |         |
| 21          | 29  | 561217   | KOSI Klemen                  | 1991          | SLO      | 1:06.15 | 1.43  | 10   |       |       | Atomic  |
| 22          | 5   | 491853   | del CAMPO Juan               | 1994          | ESP      | 1:06.14 | 1.42  | 9    |       |       | Nordica |
| 23          | 4   | 151238   | ZABYSTRAN Jan                | 1998          | CZE      | 1:06.07 | 1.35  | 8    |       |       | Atomic  |
| 24          | 13  | 151060   | PAULUS Daniel                | 1994          | CZE      | 1:06.01 | 1.29  | 7    |       |       |         |
| 25          | 7   | 481730   | KUZNETSOV Ivan               | 1996          | RUS      | 1:06.00 | 1.28  | 6    |       |       | Atomic  |
| 26          | 16  | 380379   | NIKIC Leon                   | 1999          | CRO      | 1:05.98 | 1.26  | 5    |       |       |         |
| 27          | 10  | 20378    | ESTEVE Axel                  | 1994          | AND      | 1:05.61 | 0.89  | 4    |       |       | Fischer |
| 28          | 11  | 502417   | JONSSON Carl                 | 2000          | SWE      | 1:05.49 | 0.77  | 3    |       |       |         |
| 29          | 17  | 60236    | van den BROECKE Dries        | 1995          | BEL      | 1:05.37 | 0.65  | 2    |       |       | Augment |
| 30          | 3   | 502392   | LINDQVIST Axel               | 2000          | SWE      | 1:04.72 |       | 1    |       |       |         |
| 31          | 71  | 250234   | GUDMUNDSSON Gisli Rafn       | 1986          | ISL      | 1:07.65 | 2.93  | 31   |       |       |         |
| 32          | 33  | 710362   | LOKMIC Emir                  | 1997          | BIH      | 1:07.77 | 3.05  | 32   |       |       |         |
| 33          | 53  | 270061   | COMERFORD Cormac             | 1996          | IRL      | 1:07.82 | 3.10  | 33   |       |       |         |
| 34          | 38  | 680041   | ABRAMASHVILI Iason           | 1988          | GEO      | 1:07.83 | 3.11  | 34   |       |       |         |
| 35          | 27  | 54106    | BREITFUSS KAMMERLANDER Simon | 1992          | BOL      | 1:07.85 | 3.13  | 35   |       |       | Voelkl  |
| 36          | 30  | 280034   | BIRAN Itamar                 | 1998          | ISR      | 1:08.14 | 3.42  | 36   |       |       |         |
| 37          | 36  | 710353   | SLJIVIC Marko                | 1996          | BIH      | 1:08.24 | 3.52  | 37   |       |       |         |
| 38          | 61  | 550078   | OPMANIS Elvis                | 1997          | LAT      | 1:08.25 | 3.53  | 38   |       |       |         |

**Åre (SWE)**

Men's Giant Slalom Qualification Race

THU 14 FEB 2019

Start Time : 13:30


**START LIST RUN 2**

Number of Competitors: 110 Number of NSA: 56

| Start Order | Bib | FIS Code | Name                           | Year of Birth | NSA Code | Run 1   | Diff. | Rank | Run 2 | Total | Ski |
|-------------|-----|----------|--------------------------------|---------------|----------|---------|-------|------|-------|-------|-----|
| 39          | 26  | 780023   | DRUKAROV Andrej                | 1999          | LTU      | 1:08.25 | 3.53  | 38   |       |       |     |
| 40          | 49  | 360046   | OSCH Matthieu                  | 1999          | LUX      | 1:08.26 | 3.54  | 40   |       |       |     |
| 41          | 41  | 550066   | ZVEJNIEKS Miks                 | 1995          | LAT      | 1:08.30 | 3.58  | 41   |       |       |     |
| 42          | 45  | 310438   | SALIHOVIC Eldar                | 1999          | MNE      | 1:08.61 | 3.89  | 42   |       |       |     |
| 43          | 64  | 250379   | HAUKSSON Sigurdur              | 1996          | ISL      | 1:08.68 | 3.96  | 43   |       |       |     |
| 44          | 22  | 30149    | SIMARI BIRKNER Cristian Javier | 1980          | ARG      | 1:09.04 | 4.32  | 44   |       |       |     |
| 45          | 70  | 690694   | KOVBASNYUK Ivan                | 1993          | UKR      | 1:09.05 | 4.33  | 45   |       |       |     |
| 46          | 68  | 680068   | JAPARIDZE Besarion             | 1998          | GEO      | 1:09.08 | 4.36  | 46   |       |       |     |
| 47          | 74  | 120057   | ZHANG Yangming                 | 1994          | CHN      | 1:09.15 | 4.43  | 47   |       |       |     |
| 48          | 75  | 240154   | MAROTY Matyas                  | 2000          | HUN      | 1:09.22 | 4.50  | 48   |       |       |     |
| 49          | 78  | 210040   | TUKHTAEV Komiljon              | 1997          | UZB      | 1:09.32 | 4.60  | 49   |       |       |     |
| 50          | 44  | 6190671  | POETTOZ Michael                | 1998          | COL      | 1:09.33 | 4.61  | 50   |       |       |     |
| 51          | 50  | 660023   | CHERTSIN Daniil                | 1997          | BLR      | 1:09.52 | 4.80  | 51   |       |       |     |
| 52          | 48  | 750107   | BOZHINOVSKI Luka               | 1998          | MKD      | 1:09.66 | 4.94  | 52   |       |       |     |
| 53          | 52  | 460060   | BARBU Alexandru                | 1987          | ROU      | 1:09.73 | 5.01  | 53   |       |       |     |
| 54          | 35  | 230651   | ANTONIOU Ioannis               | 1995          | GRE      | 1:09.94 | 5.22  | 54   |       |       |     |
| 55          | 66  | 250361   | AUDUNSSON Kristinn Logi        | 1995          | ISL      | 1:10.00 | 5.28  | 55   |       |       |     |
| 56          | 56  | 260097   | SAVEH SHEMSHAKI Porya          | 1987          | IRI      | 1:10.05 | 5.33  | 56   |       |       |     |
| 57          | 51  | 670080   | KUCHIN Zakhar                  | 1997          | KAZ      | 1:10.06 | 5.34  | 57   |       |       |     |
| 58          | 69  | 670082   | DANOV Sergey                   | 1997          | KAZ      | 1:10.09 | 5.37  | 58   |       |       |     |
| 59          | 82  | 550099   | LOSS Daniels                   | 2000          | LAT      | 1:10.26 | 5.54  | 59   |       |       |     |
| 60          | 76  | 690737   | TSIBELENKO Levko               | 1996          | UKR      | 1:10.27 | 5.55  | 60   |       |       |     |
| 61          | 54  | 310449   | ZLATKOVIC Veselin              | 2001          | SRB      | 1:10.33 | 5.61  | 61   |       |       |     |
| 62          | 98  | 800013   | TOLA Erjon                     | 1986          | ALB      | 1:10.36 | 5.64  | 62   |       |       |     |
| 63          | 63  | 120071   | XU Mingfu                      | 1997          | CHN      | 1:10.37 | 5.65  | 63   |       |       |     |
| 64          | 102 | 690732   | MARIICHYN Andriy               | 1995          | UKR      | 1:10.49 | 5.77  | 64   |       |       |     |
| 65          | 59  | 310440   | DJORDJEVIC Mihajlo             | 1999          | SRB      | 1:10.54 | 5.82  | 65   |       |       |     |
| 66          | 86  | 170161   | BLAAAFALK Bastian              | 1998          | DEN      | 1:10.66 | 5.94  | 66   |       |       |     |
| 67          | 73  | 942023   | TAHIRI Albin                   | 1989          | KOS      | 1:10.72 | 6.00  | 67   |       |       |     |
| 68          | 113 | 750089   | DEHARI Dardan                  | 1990          | MKD      | 1:10.84 | 6.12  | 68   |       |       |     |
| 69          | 81  | 590039   | ALMEIDA Samuel                 | 1997          | POR      | 1:10.95 | 6.23  | 69   |       |       |     |
| 70          | 91  | 230695   | KATSANIS Athanasios            | 1996          | GRE      | 1:10.99 | 6.27  | 70   |       |       |     |
| 71          | 84  | 160109   | KAKKOURAS Giorgos              | 1998          | CYP      | 1:11.26 | 6.54  | 71   |       |       |     |
| 72          | 72  | 660025   | CHERTSIN Uladzislau            | 1998          | BLR      | 1:11.32 | 6.60  | 72   |       |       |     |
| 73          | 67  | 260180   | JAFARI Seyedmorteza            | 1992          | IRI      | 1:11.37 | 6.65  | 73   |       |       |     |
| 74          | 87  | 710375   | DJOKANOVIC Strahinja           | 2000          | BIH      | 1:11.41 | 6.69  | 74   |       |       |     |
| 75          | 79  | 710367   | TERZIC Dino                    | 2000          | BIH      | 1:11.41 | 6.69  | 74   |       |       |     |
| 76          | 83  | 230740   | KOZARIS Filippos               | 1999          | GRE      | 1:11.50 | 6.78  | 76   |       |       |     |
| 77          | 77  | 120061   | ZHANG Xiaosong                 | 1997          | CHN      | 1:11.59 | 6.87  | 77   |       |       |     |
| 78          | 93  | 340495   | ARNOUK Cesar                   | 2000          | LBN      | 1:11.86 | 7.14  | 78   |       |       |     |
| 79          | 101 | 570019   | WILSON Connor                  | 1996          | RSA      | 1:12.17 | 7.45  | 79   |       |       |     |
| 80          | 42  | 230728   | TZIOVAS Nikolaos               | 1997          | GRE      | 1:12.22 | 7.50  | 80   |       |       |     |
| 81          | 62  | 770015   | TIMOFEEV Evgeniy               | 1994          | KGZ      | 1:12.31 | 7.59  | 81   |       |       |     |
| 82          | 65  | 260111   | KIA SHEMSHAKI Behnam           | 1990          | IRI      | 1:12.40 | 7.68  | 82   |       |       |     |
| 83          | 96  | 340230   | FENIANOS Naim                  | 1992          | LBN      | 1:12.44 | 7.72  | 83   |       |       |     |
| 84          | 88  | 160112   | EPIPHANIOU Andreas             | 1999          | CYP      | 1:12.65 | 7.93  | 84   |       |       |     |
| 85          | 80  | 750108   | PETKOV Viktor                  | 1999          | MKD      | 1:12.88 | 8.16  | 85   |       |       |     |
| 86          | 85  | 160106   | KOUYOUMDJIAN Yianno            | 1997          | CYP      | 1:12.98 | 8.26  | 86   |       |       |     |
| 87          | 92  | 260377   | SAVEHSHEMSHAKI Mohammad        | 1999          | IRI      | 1:13.33 | 8.61  | 87   |       |       |     |
| 88          | 95  | 942041   | PUPOVCI Arbi                   | 2000          | KOS      | 1:14.07 | 9.35  | 88   |       |       |     |
| 89          | 90  | 780020   | ALEKSANDRAVICIUS Vilius        | 1995          | LTU      | 1:14.20 | 9.48  | 89   |       |       |     |
| 90          | 89  | 310388   | KOSIC Bojan                    | 1990          | MNE      | 1:14.25 | 9.53  | 90   |       |       |     |
| 91          | 106 | 740030   | GHAZARYAN Arsen                | 1992          | ARM      | 1:14.91 | 10.19 | 91   |       |       |     |
| 92          | 97  | 130040   | HO Ping-Jui                    | 1998          | TPE      | 1:15.47 | 10.75 | 92   |       |       |     |
| 93          | 94  | 740039   | HARUTYUNYAN Harutyun           | 2000          | ARM      | 1:15.85 | 11.13 | 93   |       |       |     |
| 94          | 104 | 770018   | GORDEEV Maksim                 | 1995          | KGZ      | 1:16.00 | 11.28 | 94   |       |       |     |
| 95          | 99  | 960300   | GOUTT Yohan Goncalves          | 1994          | TLS      | 1:17.06 | 12.34 | 95   |       |       |     |

**Åre (SWE)**


Men's Giant Slalom Qualification Race

THU 14 FEB 2019


**START LIST RUN 2**

Start Time : 13:30

Number of Competitors: 110 Number of NSA: 56

| Start Order | Bib | FIS Code | Name                   | Year of Birth | NSA Code | Run 1   | Diff. | Rank | Run 2 | Total | Ski |
|-------------|-----|----------|------------------------|---------------|----------|---------|-------|------|-------|-------|-----|
| 96          | 103 | 941001   | MAEDER Carlos          | 1978          | GHA      | 1:17.63 | 12.91 | 96   |       |       |     |
| 97          | 107 | 770025   | PUSHKARNYKH Anton      | 2000          | KGZ      | 1:18.18 | 13.46 | 97   |       |       |     |
| 98          | 115 | 770024   | IBRAGIMOV Alim         | 2001          | KGZ      | 1:18.50 | 13.78 | 98   |       |       |     |
| 99          | 109 | 340462   | KAYROUZ Cyril          | 1999          | LBN      | 1:19.26 | 14.54 | 99   |       |       |     |
| 100         | 100 | 940001   | RANDRIAMIARISOA Andy   | 1984          | MAD      | 1:19.38 | 14.66 | 100  |       |       |     |
| 101         | 117 | 890009   | SHRESTHA Saphal Ram    | 1998          | NEP      | 1:20.23 | 15.51 | 101  |       |       |     |
| 102         | 120 | 540001   | von HOHENLOHE Hubertus | 1959          | MEX      | 1:20.32 | 15.60 | 102  |       |       |     |
| 103         | 116 | 790022   | AOUICH Yassine         | 1990          | MAR      | 1:20.35 | 15.63 | 103  |       |       |     |
| 104         | 110 | 340576   | SAMAHA Georges         | 2001          | LBN      | 1:20.85 | 16.13 | 104  |       |       |     |
| 105         | 105 | 620046   | KHAN Arif Mohd         | 1990          | IND      | 1:22.14 | 17.42 | 105  |       |       |     |
| 106         | 108 | 800020   | BICOKU Marsel          | 1997          | ALB      | 1:22.39 | 17.67 | 106  |       |       |     |
| 107         | 114 | 800026   | KACO Mathieu           | 2000          | ALB      | 1:23.39 | 18.67 | 107  |       |       |     |
| 108         | 111 | 800023   | VERIGA Vasil           | 1998          | ALB      | 1:24.52 | 19.80 | 108  |       |       |     |
| 109         | 118 | 960801   | SKEEN Kasete-Naufahu   | 1982          | TGA      | 1:36.96 | 32.24 | 109  |       |       |     |
| 110         | 119 | 921000   | ROY Jean-Pierre        | 1963          | HAI      | 1:40.59 | 35.87 | 110  |       |       |     |

| Forerunners: |                  |     |              |     |                     |     |
|--------------|------------------|-----|--------------|-----|---------------------|-----|
| Run 1        | F1-EDFALK Karlin | SWE | F2-RASK Noah | SWE | F3-ROSENQVIST Lukas | SWE |
| Run 2        | F1-EDFALK Karlin | SWE | F2-RASK Noah | SWE | F3-ROSENQVIST Lukas | SWE |







# ARE 2019

FIS ALPINE WORLD SKI CHAMPIONSHIPS SWEDEN



## SKISTAR FIS ALPINE WORLD SKI CHAMPIONSHIPS 2019



### Åre (SWE)

#### Men's Giant Slalom Qualification Race

THU 14 FEB 2019

Start Time : 13:30



## OFFICIAL RESULTS

### Jury

|                               |                    |     |
|-------------------------------|--------------------|-----|
| <b>FIS Technical Delegate</b> | OWESEN Svein Erik  | NOR |
| <b>Referee</b>                | FLERE Janez        | FIS |
| <b>Chief of Race</b>          | HYLLIENMARK Johan  | SWE |
| <b>Start Referee</b>          | PANDELIDIS Andreas | GRE |
| <b>Finish Referee</b>         | HOFER Franz        | SUI |

### Technical Data

|                            |             |  |
|----------------------------|-------------|--|
| <b>Course Name</b>         | HAMREBACKEN |  |
| <b>Start Altitude</b>      | 691m        |  |
| <b>Finish Altitude</b>     | 437m        |  |
| <b>Vertical Drop</b>       | 254m        |  |
| <b>Homologation Number</b> | 11097/11/13 |  |

### Race Information Run 1

|                            |                |     |
|----------------------------|----------------|-----|
| <b>Course setter</b>       | GIRARDI Walter | SWE |
| <b>Gates/Turning Gates</b> | 42/39          |     |
| <b>Start Time</b>          | 10:00          |     |

### Race Information Run 2

|                            |                 |     |
|----------------------------|-----------------|-----|
| <b>Course setter</b>       | DOGADKIN Andrey | RUS |
| <b>Gates/Turning Gates</b> | 42/39           |     |
| <b>Start Time</b>          | 13:30           |     |

Number of Competitors: 120 Number of NSA: 57

F-factor: 1010

| Rank | Bib | FIS Code | Name                    | Year of Birth | NSA Code | Run 1   |      | Run 2   |      | Total   | Diff. | Race Points | Ski     |
|------|-----|----------|-------------------------|---------------|----------|---------|------|---------|------|---------|-------|-------------|---------|
|      |     |          |                         |               |          | Time    | Rank | Time    | Rank |         |       |             |         |
| 1    | 3   | 502392   | LINDQVIST Axel          | 2000          | SWE      | 1:04.72 | (1)  | 1:07.33 | (14) | 2:12.05 |       | 0.00        |         |
| 2    | 15  | 180877   | LEHTO Elian             | 2000          | FIN      | 1:06.16 | (11) | 1:06.71 | (3)  | 2:12.87 | 0.82  | 6.27        |         |
| 3    | 20  | 700868   | FALAT Matej             | 1993          | SVK      | 1:06.21 | (12) | 1:06.72 | (4)  | 2:12.93 | 0.88  | 6.73        | Augment |
| 4    | 7   | 481730   | KUZNETSOV Ivan          | 1996          | RUS      | 1:06.00 | (6)  | 1:06.94 | (8)  | 2:12.94 | 0.89  | 6.81        | Atomic  |
| 5    | 10  | 20378    | ESTEVE Axel             | 1994          | AND      | 1:05.61 | (4)  | 1:07.46 | (18) | 2:13.07 | 1.02  | 7.80        | Fischer |
| 6    | 31  | 550086   | GEDRA Zaks              | 1998          | LAT      | 1:06.81 | (19) | 1:06.43 | (1)  | 2:13.24 | 1.19  | 9.10        |         |
| 7    | 29  | 561217   | KOSI Klemen             | 1991          | SLO      | 1:06.15 | (10) | 1:07.11 | (11) | 2:13.26 | 1.21  | 9.25        | Atomic  |
| 8    | 47  | 310415   | STANISIC Strahinja      | 1995          | SRB      | 1:06.82 | (20) | 1:06.47 | (2)  | 2:13.29 | 1.24  | 9.48        |         |
| 9    | 17  | 60236    | van den BROECKE Dries   | 1995          | BEL      | 1:05.37 | (2)  | 1:07.94 | (25) | 2:13.31 | 1.26  | 9.64        | Augment |
| 10   | 21  | 380377   | KOLEGA Samuel           | 1999          | CRO      | 1:06.53 | (16) | 1:06.81 | (5)  | 2:13.34 | 1.29  | 9.87        |         |
| 11   | 19  | 700929   | PRIELOZNY Matej         | 1997          | SVK      | 1:06.44 | (15) | 1:06.91 | (7)  | 2:13.35 | 1.30  | 9.94        |         |
| 12   | 11  | 502417   | JONSSON Carl            | 2000          | SWE      | 1:05.49 | (3)  | 1:08.00 | (26) | 2:13.49 | 1.44  | 11.01       |         |
| 13   | 4   | 151238   | ZABYSTRAN Jan           | 1998          | CZE      | 1:06.07 | (8)  | 1:07.56 | (20) | 2:13.63 | 1.58  | 12.08       | Atomic  |
| 14   | 6   | 561310   | HROBAT Miha             | 1995          | SLO      | 1:06.54 | (17) | 1:07.11 | (11) | 2:13.65 | 1.60  | 12.24       | Atomic  |
| 15   | 5   | 491853   | del CAMPO Juan          | 1994          | ESP      | 1:06.14 | (9)  | 1:07.55 | (19) | 2:13.69 | 1.64  | 12.54       | Nordica |
| 16   | 8   | 491876   | PUENTE TASIAS Alejandro | 1994          | ESP      | 1:06.34 | (14) | 1:07.42 | (15) | 2:13.76 | 1.71  | 13.08       |         |
| 17   | 13  | 151060   | PAULUS Daniel           | 1994          | CZE      | 1:06.01 | (7)  | 1:07.78 | (24) | 2:13.79 | 1.74  | 13.31       |         |
| 18   | 32  | 92721    | TODOROV Yoan            | 1997          | BUL      | 1:07.17 | (25) | 1:06.89 | (6)  | 2:14.06 | 2.01  | 15.37       | Head    |
| 19   | 16  | 380379   | NIKIC Leon              | 1999          | CRO      | 1:05.98 | (5)  | 1:08.11 | (28) | 2:14.09 | 2.04  | 15.60       |         |
| 20   | 25  | 250353   | SNORRASON Sturla Snaer  | 1994          | ISL      | 1:07.05 | (24) | 1:07.09 | (10) | 2:14.14 | 2.09  | 15.99       |         |
| 21   | 37  | 240142   | SZOLLOS Benjamin        | 1996          | ISR      | 1:07.31 | (27) | 1:06.94 | (8)  | 2:14.25 | 2.20  | 16.83       |         |
| 22   | 23  | 110383   | von APPEN Sven          | 1997          | CHI      | 1:06.66 | (18) | 1:07.60 | (21) | 2:14.26 | 2.21  | 16.90       |         |
| 23   | 1   | 221117   | GOWER Jack              | 1994          | GBR      | 1:06.23 | (13) | 1:08.11 | (28) | 2:14.34 | 2.29  | 17.52       |         |
| 24   | 14  | 30388    | BIRKNER de MIGUEL Tomas | 1997          | ARG      | 1:06.92 | (22) | 1:07.44 | (17) | 2:14.36 | 2.31  | 17.67       |         |
| 25   | 12  | 380363   | KOLEGA Elias            | 1996          | CRO      | 1:06.82 | (20) | 1:07.65 | (22) | 2:14.47 | 2.42  | 18.51       | Atomic  |
| 26   | 18  | 40612    | SCOTT Alec              | 1997          | AUS      | 1:06.97 | (23) | 1:07.72 | (23) | 2:14.69 | 2.64  | 20.19       |         |
| 27   | 34  | 680047   | BENIAIDZE Aleks         | 1991          | GEO      | 1:07.56 | (28) | 1:07.14 | (13) | 2:14.70 | 2.65  | 20.27       |         |
| 28   | 40  | 680063   | JAPHARIDZE Soso         | 1996          | GEO      | 1:07.61 | (29) | 1:07.42 | (15) | 2:15.03 | 2.98  | 22.79       |         |
| 29   | 28  | 170151   | DYRBYE NAESTED Casper   | 1996          | DEN      | 1:07.26 | (26) | 1:08.36 | (30) | 2:15.62 | 3.57  | 27.31       |         |
| 30   | 38  | 680041   | ABRAMASHVILI Iason      | 1988          | GEO      | 1:07.83 | (34) | 1:08.06 | (27) | 2:15.89 | 3.84  | 29.37       |         |
| 31   | 9   | 30266    | GASTALDI Sebastiano     | 1991          | ARG      | 1:07.63 | (30) | 1:08.38 | (31) | 2:16.01 | 3.96  | 30.29       |         |
| 32   | 71  | 250234   | GUDMUNDSSON Gisli Rafn  | 1986          | ISL      | 1:07.65 | (31) | 1:08.54 | (34) | 2:16.19 | 4.14  | 31.67       |         |
| 33   | 61  | 550078   | OPMANIS Elvis           | 1997          | LAT      | 1:08.25 | (38) | 1:08.39 | (32) | 2:16.64 | 4.59  | 35.11       |         |
| 34   | 53  | 270061   | COMERFORD Cormac        | 1996          | IRL      | 1:07.82 | (33) | 1:09.07 | (36) | 2:16.89 | 4.84  | 37.02       |         |
| 35   | 33  | 710362   | LOKMIC Emir             | 1997          | BIH      | 1:07.77 | (32) | 1:09.18 | (39) | 2:16.95 | 4.90  | 37.48       |         |
| 36   | 26  | 780023   | DRUKAROV Andrej         | 1999          | LTU      | 1:08.25 | (38) | 1:08.94 | (35) | 2:17.19 | 5.14  | 39.31       |         |
| 37   | 41  | 550066   | ZVEJNIEKS Miks          | 1995          | LAT      | 1:08.30 | (41) | 1:09.07 | (36) | 2:17.37 | 5.32  | 40.69       |         |
| 37   | 36  | 710353   | SLJIVIC Marko           | 1996          | BIH      | 1:08.24 | (37) | 1:09.13 | (38) | 2:17.37 | 5.32  | 40.69       |         |

14-02-2019 / Åre (SWE) / 0132

Page 1/3

Data Processing by LONGINES

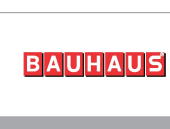
www.fis-ski.com

LONGINES Timing

Generation date : SAT 16 FEB 2019

Time : 9:48

Document: C73C 2.0



**Åre (SWE)**

Men's Giant Slalom Qualification Race

THU 14 FEB 2019

Start Time : 13:30


**OFFICIAL RESULTS**

Number of Competitors: 120 Number of NSA: 57

F-factor: 1010

| Rank | Bib | FIS Code | Name                           | Year of Birth | NSA Code | Run 1        | Run 2        | Total   | Diff. | Race Points | Ski |
|------|-----|----------|--------------------------------|---------------|----------|--------------|--------------|---------|-------|-------------|-----|
|      |     |          |                                |               |          | Time Rank    | Time Rank    |         |       |             |     |
| 39   | 30  | 280034   | BIRAN Itamar                   | 1998          | ISR      | 1:08.14 (36) | 1:09.31 (40) | 2:17.45 | 5.40  | 41.30       |     |
| 40   | 22  | 30149    | SIMARI BIRKNER Cristian Javier | 1980          | ARG      | 1:09.04 (44) | 1:08.50 (33) | 2:17.54 | 5.49  | 41.99       |     |
| 41   | 64  | 250379   | HAUKSSON Sigurdur              | 1996          | ISL      | 1:08.68 (43) | 1:09.79 (41) | 2:18.47 | 6.42  | 49.10       |     |
| 42   | 45  | 310438   | SALIHOVIC Eldar                | 1999          | MNE      | 1:08.61 (42) | 1:10.31 (44) | 2:18.92 | 6.87  | 52.55       |     |
| 43   | 49  | 360046   | OSCH Matthieu                  | 1999          | LUX      | 1:08.26 (40) | 1:10.67 (47) | 2:18.93 | 6.88  | 52.62       |     |
| 44   | 70  | 690694   | KOVBASNYUK Ivan                | 1993          | UKR      | 1:09.05 (45) | 1:10.62 (46) | 2:19.67 | 7.62  | 58.28       |     |
| 44   | 48  | 750107   | BOZHINOVSKI Luka               | 1998          | MKD      | 1:09.66 (52) | 1:10.01 (42) | 2:19.67 | 7.62  | 58.28       |     |
| 46   | 44  | 6190671  | POETTOZ Michael                | 1998          | COL      | 1:09.33 (50) | 1:10.43 (45) | 2:19.76 | 7.71  | 58.97       |     |
| 47   | 68  | 680068   | JAPARIDZE Besarion             | 1998          | GEO      | 1:09.08 (46) | 1:10.71 (48) | 2:19.79 | 7.74  | 59.20       |     |
| 48   | 75  | 240154   | MAROTY Matyas                  | 2000          | HUN      | 1:09.22 (48) | 1:10.90 (50) | 2:20.12 | 8.07  | 61.72       |     |
| 49   | 35  | 230651   | ANTONIOU Ioannis               | 1995          | GRE      | 1:09.94 (54) | 1:10.21 (43) | 2:20.15 | 8.10  | 61.95       |     |
| 50   | 50  | 660023   | CHERTSIN Daniil                | 1997          | BLR      | 1:09.52 (51) | 1:10.97 (51) | 2:20.49 | 8.44  | 64.55       |     |
| 51   | 51  | 670080   | KUCHIN Zakhar                  | 1997          | KAZ      | 1:10.06 (57) | 1:10.72 (49) | 2:20.78 | 8.73  | 66.77       |     |
| 52   | 52  | 460060   | BARBU Alexandru                | 1987          | ROU      | 1:09.73 (53) | 1:11.30 (53) | 2:21.03 | 8.98  | 68.68       |     |
| 53   | 74  | 120057   | ZHANG Yangming                 | 1994          | CHN      | 1:09.15 (47) | 1:12.01 (58) | 2:21.16 | 9.11  | 69.68       |     |
| 54   | 78  | 210040   | TUKHTAEV Komiljon              | 1997          | UZB      | 1:09.32 (49) | 1:12.20 (62) | 2:21.52 | 9.47  | 72.43       |     |
| 55   | 98  | 800013   | TOLA Erjon                     | 1986          | ALB      | 1:10.36 (62) | 1:11.20 (52) | 2:21.56 | 9.51  | 72.74       |     |
| 56   | 69  | 670082   | DANOV Sergey                   | 1997          | KAZ      | 1:10.09 (58) | 1:11.67 (56) | 2:21.76 | 9.71  | 74.27       |     |
| 57   | 73  | 942023   | TAHIRI Albin                   | 1989          | KOS      | 1:10.72 (67) | 1:11.39 (54) | 2:22.11 | 10.06 | 76.95       |     |
| 58   | 82  | 550099   | LOSS Daniels                   | 2000          | LAT      | 1:10.26 (59) | 1:12.14 (61) | 2:22.40 | 10.35 | 79.16       |     |
| 59   | 59  | 310440   | DJORDJEVIC Mihajlo             | 1999          | SRB      | 1:10.54 (65) | 1:12.09 (59) | 2:22.63 | 10.58 | 80.92       |     |
| 60   | 54  | 310449   | ZLATKOVIC Veselin              | 2001          | SRB      | 1:10.33 (61) | 1:12.44 (66) | 2:22.77 | 10.72 | 81.99       |     |
| 61   | 56  | 260097   | SAVEH SHEMSHAKI Porya          | 1987          | IRI      | 1:10.05 (56) | 1:12.76 (72) | 2:22.81 | 10.76 | 82.30       |     |
| 62   | 86  | 170161   | BLAAFALK Bastian               | 1998          | DEN      | 1:10.66 (66) | 1:12.20 (62) | 2:22.86 | 10.81 | 82.68       |     |
| 63   | 63  | 120071   | XU Mingfu                      | 1997          | CHN      | 1:10.37 (63) | 1:12.57 (67) | 2:22.94 | 10.89 | 83.29       |     |
| 64   | 76  | 690737   | TSIBELENKO Levko               | 1996          | UKR      | 1:10.27 (60) | 1:12.71 (71) | 2:22.98 | 10.93 | 83.60       |     |
| 65   | 91  | 230695   | KATSANIS Athanasios            | 1996          | GRE      | 1:10.99 (70) | 1:12.00 (57) | 2:22.99 | 10.94 | 83.68       |     |
| 66   | 113 | 750089   | DEHARI Dardan                  | 1990          | MKD      | 1:10.84 (68) | 1:12.29 (64) | 2:23.13 | 11.08 | 84.75       |     |
| 67   | 67  | 260180   | JAFARI Seyedmorteza            | 1992          | IRI      | 1:11.37 (73) | 1:12.10 (60) | 2:23.47 | 11.42 | 87.35       |     |
| 68   | 42  | 230728   | TZIOVAS Nikolaos               | 1997          | GRE      | 1:12.22 (80) | 1:11.46 (55) | 2:23.68 | 11.63 | 88.95       |     |
| 69   | 72  | 660025   | CHERTSIN Uladzislau            | 1998          | BLR      | 1:11.32 (72) | 1:12.41 (65) | 2:23.73 | 11.68 | 89.34       |     |
| 70   | 102 | 690732   | MARIICHYN Andriy               | 1995          | UKR      | 1:10.49 (64) | 1:13.33 (75) | 2:23.82 | 11.77 | 90.02       |     |
| 71   | 77  | 120061   | ZHANG Xiaosong                 | 1997          | CHN      | 1:11.59 (77) | 1:12.62 (69) | 2:24.21 | 12.16 | 93.01       |     |
| 72   | 79  | 710367   | TERZIC Dino                    | 2000          | BIH      | 1:11.41 (74) | 1:12.96 (73) | 2:24.37 | 12.32 | 94.23       |     |
| 73   | 81  | 590039   | ALMEIDA Samuel                 | 1997          | POR      | 1:11.95 (69) | 1:13.43 (76) | 2:24.38 | 12.33 | 94.31       |     |
| 74   | 83  | 230740   | KOZARIS Filippos               | 1999          | GRE      | 1:11.50 (76) | 1:13.02 (74) | 2:24.52 | 12.47 | 95.38       |     |
| 75   | 96  | 340230   | FENIANOS Naim                  | 1992          | LBN      | 1:12.44 (83) | 1:12.57 (67) | 2:25.01 | 12.96 | 99.13       |     |
| 76   | 65  | 260111   | KIA SHEMSHAKI Behnam           | 1990          | IRI      | 1:12.40 (82) | 1:12.65 (70) | 2:25.05 | 13.00 | 99.43       |     |
| 77   | 84  | 160109   | KAKKOURAS Giorgos              | 1998          | CYP      | 1:11.26 (71) | 1:13.92 (80) | 2:25.18 | 13.13 | 100.43      |     |
| 78   | 87  | 710375   | DJOKANOVIC Strahinja           | 2000          | BIH      | 1:11.41 (74) | 1:13.80 (79) | 2:25.21 | 13.16 | 100.66      |     |
| 79   | 62  | 770015   | TIMOFEEV Evgeniy               | 1994          | KGZ      | 1:12.31 (81) | 1:13.68 (77) | 2:25.99 | 13.94 | 106.62      |     |
| 80   | 93  | 340495   | ARNOUK Cesar                   | 2000          | LBN      | 1:11.86 (78) | 1:14.15 (82) | 2:26.01 | 13.96 | 106.77      |     |
| 81   | 88  | 160112   | EPIPHANIOU Andreas             | 1999          | CYP      | 1:12.65 (84) | 1:13.70 (78) | 2:26.35 | 14.30 | 109.38      |     |
| 82   | 101 | 570019   | WILSON Connor                  | 1996          | RSA      | 1:12.17 (79) | 1:14.29 (83) | 2:26.46 | 14.41 | 110.22      |     |
| 83   | 85  | 160106   | KOUYOUMDJIAN Yianno            | 1997          | CYP      | 1:12.98 (86) | 1:14.05 (81) | 2:27.03 | 14.98 | 114.58      |     |
| 84   | 92  | 260377   | SAVEHSHEMSHAKI Mohammad        | 1999          | IRI      | 1:13.33 (87) | 1:14.39 (84) | 2:27.72 | 15.67 | 119.85      |     |
| 85   | 80  | 750108   | PETKOV Viktor                  | 1999          | MKD      | 1:12.88 (85) | 1:15.21 (86) | 2:28.09 | 16.04 | 122.68      |     |
| 86   | 90  | 780020   | ALEKSANDRAVICIUS Vilius        | 1995          | LTU      | 1:14.20 (89) | 1:14.65 (85) | 2:28.85 | 16.80 | 128.50      |     |
| 87   | 89  | 310388   | KOSIC Bojan                    | 1990          | MNE      | 1:14.25 (90) | 1:15.63 (87) | 2:29.88 | 17.83 | 136.37      |     |
| 88   | 95  | 942041   | PUPOVCI Arbi                   | 2000          | KOS      | 1:14.07 (88) | 1:17.24 (90) | 2:31.31 | 19.26 | 147.31      |     |
| 89   | 106 | 740030   | GHAZARYAN Arsen                | 1992          | ARM      | 1:14.91 (91) | 1:16.45 (88) | 2:31.36 | 19.31 | 147.69      |     |
| 90   | 97  | 130040   | HO Ping-Jui                    | 1998          | TPE      | 1:15.47 (92) | 1:17.30 (91) | 2:32.77 | 20.72 | 158.48      |     |
| 91   | 104 | 770018   | GORDEEV Maksim                 | 1995          | KGZ      | 1:16.00 (94) | 1:17.01 (89) | 2:33.01 | 20.96 | 160.32      |     |
| 92   | 99  | 960300   | GOUTT Yohan Goncalves          | 1994          | TLS      | 1:17.06 (95) | 1:17.66 (92) | 2:34.72 | 22.67 | 173.39      |     |
| 93   | 103 | 941001   | MAEDER Carlos                  | 1978          | GHA      | 1:17.63 (96) | 1:19.08 (93) | 2:36.71 | 24.66 | 188.61      |     |
| 94   | 107 | 770025   | PUSHKARNYKH Anton              | 2000          | KGZ      | 1:18.18 (97) | 1:19.46 (94) | 2:37.64 | 25.59 | 195.73      |     |
| 95   | 94  | 740039   | HARUTYUNYAN Harutyun           | 2000          | ARM      | 1:15.85 (93) | 1:22.18 (99) | 2:38.03 | 25.98 | 198.71      |     |

**Åre (SWE)**


Men's Giant Slalom Qualification Race

THU 14 FEB 2019

Start Time : 13:30

**OFFICIAL RESULTS**

Number of Competitors: 120 Number of NSA: 57

F-factor: 1010

| Rank | Bib | FIS Code | Name                   | Year of Birth | NSA Code | Run 1         | Run 2         | Total   | Diff.   | Race Points | Ski |
|------|-----|----------|------------------------|---------------|----------|---------------|---------------|---------|---------|-------------|-----|
|      |     |          |                        |               |          | Time Rank     | Time Rank     |         |         |             |     |
| 96   | 115 | 770024   | IBRAGIMOV Alim         | 2001          | KGZ      | 1:18.50 (98)  | 1:20.47 (95)  | 2:38.97 | 26.92   | 205.90      |     |
| 97   | 109 | 340462   | KAYROUZ Cyril          | 1999          | LBN      | 1:19.26 (99)  | 1:20.49 (96)  | 2:39.75 | 27.70   | 211.87      |     |
| 98   | 100 | 940001   | RANDRIAMIARISOA Andy   | 1984          | MAD      | 1:19.38 (100) | 1:20.85 (98)  | 2:40.23 | 28.18   | 215.54      |     |
| 99   | 110 | 340576   | SAMAHA Georges         | 2001          | LBN      | 1:20.85 (104) | 1:20.84 (97)  | 2:41.69 | 29.64   | 226.71      |     |
| 100  | 120 | 540001   | von HOHENLOHE Hubertus | 1959          | MEX      | 1:20.32 (102) | 1:22.19 (100) | 2:42.51 | 30.46   | 232.98      |     |
| 101  | 116 | 790022   | AOUICH Yassine         | 1990          | MAR      | 1:20.35 (103) | 1:23.46 (103) | 2:43.81 | 31.76   | 242.92      |     |
| 102  | 108 | 800020   | BICOKU Marsel          | 1997          | ALB      | 1:22.39 (106) | 1:22.49 (101) | 2:44.88 | 32.83   | 251.10      |     |
| 103  | 105 | 620046   | KHAN Arif Mohd         | 1990          | IND      | 1:22.14 (105) | 1:23.45 (102) | 2:45.59 | 33.54   | 256.53      |     |
| 104  | 117 | 890009   | SHRESTHA Saphal Ram    | 1998          | NEP      | 1:20.23 (101) | 1:25.77 (105) | 2:46.00 | 33.95   | 259.67      |     |
| 105  | 111 | 800023   | VERIGA Vasil           | 1998          | ALB      | 1:24.52 (108) | 1:24.57 (104) | 2:49.09 | 37.04   | 283.30      |     |
| 106  | 114 | 800026   | KACO Mathieu           | 2000          | ALB      | 1:23.39 (107) | 1:26.76 (106) | 2:50.15 | 38.10   | 291.41      |     |
| 107  | 118 | 960801   | SKEEN Kasete-Naufahu   | 1982          | TGA      | 1:36.96 (109) | 1:40.33 (107) | 3:17.29 | 1:05.24 | 499.00      |     |
| 108  | 119 | 921000   | ROY Jean-Pierre        | 1963          | HAI      | 1:40.59 (110) | 1:41.73 (108) | 3:22.32 | 1:10.27 | 537.47      |     |

**DID NOT FINISH RUN 2: 2 competitors**

|    |        |                              |      |     |  |  |  |  |  |  |        |
|----|--------|------------------------------|------|-----|--|--|--|--|--|--|--------|
| 27 | 54106  | BREITFUSS KAMMERLANDER Simon | 1992 | BOL |  |  |  |  |  |  | Voelkl |
| 66 | 250361 | AUDUNSSON Kristinn Logi      | 1995 | ISL |  |  |  |  |  |  |        |

**DID NOT FINISH RUN 1: 7 competitors**

|    |        |                   |      |     |  |  |  |  |  |  |        |
|----|--------|-------------------|------|-----|--|--|--|--|--|--|--------|
| 2  | 512116 | GUT Ian           | 1995 | LIE |  |  |  |  |  |  | Head   |
| 39 | 170159 | VORRE Marcus      | 1998 | DEN |  |  |  |  |  |  | Atomic |
| 43 | 221190 | NORRIS Kieran     | 1995 | IRL |  |  |  |  |  |  |        |
| 55 | 120065 | CONG Liang        | 1997 | CHN |  |  |  |  |  |  |        |
| 57 | 240149 | NAGY Bence        | 1998 | HUN |  |  |  |  |  |  |        |
| 58 | 750088 | RISTEVSKI Antonio | 1989 | MKD |  |  |  |  |  |  |        |
| 60 | 310444 | MINIC Mateja      | 2000 | SRB |  |  |  |  |  |  |        |

**DISQUALIFIED RUN 1: 1 competitor**

|    |       |             |      |     |  |  |  |  |  |  |            |
|----|-------|-------------|------|-----|--|--|--|--|--|--|------------|
| 24 | 60256 | VERBEKE Tom | 1997 | BEL |  |  |  |  |  |  | Rule 613.7 |
|----|-------|-------------|------|-----|--|--|--|--|--|--|------------|

**DID NOT START RUN 1: 2 competitors**

|     |        |                  |      |     |  |  |  |  |  |  |        |
|-----|--------|------------------|------|-----|--|--|--|--|--|--|--------|
| 46  | 660021 | DANILOCHKIN Yuri | 1991 | BLR |  |  |  |  |  |  | Atomic |
| 112 | 790029 | ID YAHYA Mehdi   | 1996 | MAR |  |  |  |  |  |  |        |

**Reason for disqualification:**

613.7 does not start within the time limits

| Forerunners:          |                  |            |                      |     |                       |     |  |
|-----------------------|------------------|------------|----------------------|-----|-----------------------|-----|--|
| Run 1                 | F1-EDFALK Karlin | SWE        | F2-RASK Noah         | SWE | F3-ROSENQVIST Lukas   | SWE |  |
| Run 2                 | F1-EDFALK Karlin | SWE        | F2-RASK Noah         | SWE | F3-ROSENQVIST Lukas   | SWE |  |
| Conditions on course: |                  |            |                      |     |                       |     |  |
| Run 1                 | LIGHT RAIN       | Snow: SOFT | Temperature - Start: | 5°C | Temperature - Finish: | 5°C |  |
| Run 2                 | PARTLY CLOUDY    | Snow: SOFT | Temperature - Start: | 3°C | Temperature - Finish: | 4°C |  |



FIS ARE 2019  
FIS ALPINE WORLD SKI CHAMPIONSHIPS SWEDEN

 SKISTAR

SKISTAR FIS ALPINE WORLD SKI CHAMPIONSHIPS 2019

 LONGINES

Åre (SWE)

 FIS

Men's Giant Slalom Qualification Race

THU 14 FEB 2019

PENALTY CALCULATION

Best 10 at Finish

| Rank | Bib | FIS Code | Name                  | NSA Code | FIS Points | Best 5 | Race Points |
|------|-----|----------|-----------------------|----------|------------|--------|-------------|
| 1    | 3   | 502392   | LINDQVIST Axel        | SWE      | 16.29      | 16.29  | 0.00        |
| 2    | 15  | 180877   | LEHTO Elian           | FIN      | 22.35      | 22.35  | 6.27        |
| 3    | 20  | 700868   | FALAT Matej           | SVK      | 26.58      |        |             |
| 4    | 7   | 481730   | KUZNETSOV Ivan        | RUS      | 17.02      | 17.02  | 6.81        |
| 5    | 10  | 20378    | ESTEVE Axel           | AND      | 19.04      | 19.04  | 7.80        |
| 6    | 31  | 550086   | GEDRA Zaks            | LAT      | 35.37      |        |             |
| 7    | 29  | 561217   | KOSI Klemen           | SLO      | 34.46      |        |             |
| 8    | 47  | 310415   | STANISIC Strahinja    | SRB      | 57.25      |        |             |
| 9    | 17  | 60236    | van den BROECKE Dries | BEL      | 25.04      | 25.04  | 9.64        |
| 10   | 21  | 380377   | KOLEGA Samuel         | CRO      | 27.09      |        |             |

Best 5 FIS Points at Start

| Rank | Bib | FIS Code | Name           | NSA Code | FIS Points |
|------|-----|----------|----------------|----------|------------|
| DNF  | 2   | 512116   | GUT Ian        | LIE      | 12.67      |
| 23   | 1   | 221117   | GOWER Jack     | GBR      | 14.06      |
| 1    | 3   | 502392   | LINDQVIST Axel | SWE      | 16.29      |
| 4    | 7   | 481730   | KUZNETSOV Ivan | RUS      | 17.02      |
| 13   | 4   | 151238   | ZABYSTRAN Jan  | CZE      | 17.19      |

TOTALS:

|  |       |       |
|--|-------|-------|
| FIS Points of Best 5 at Start (B)            | 77.23 |       |
| FIS Points of Best at Finish in Top 10 (A)   |       | 99.74 |
| Race Points of Corresponding Competitors (C) |       | 30.52 |
| Calculated Penalty (A+B-C):10 =>             | 14.65 |       |
| Rounded                                      | 14.65 |       |
| Category Adder                               | 3.00  |       |
| Correction Value (Z)                         | 0.00  |       |
| Calculated Penalty                           | 17.65 |       |
| Penalty Applied                              | 17.65 |       |

Legend:

DNF Did not finish

14-02-2019 / Åre (SWE) / 0132

Page 1/1

Data Processing by LONGINES


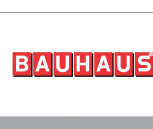
www.fis-ski.com

LONGINES Timing

Generation date : THU 14 FEB 2019

Time : 18:34

Document: C77C 2.0





FIS ARE 2019  
FIS ALPINE WORLD SKI CHAMPIONSHIPS SWEDEN

SKISTAR

SKISTAR FIS ALPINE WORLD SKI CHAMPIONSHIPS 2019

LONGINES

Åre (SWE)

FIS

Men's Giant Slalom Qualification Race

THU 14 FEB 2019

PERFORMANCE ANALYSIS BY RANK

Start Time : 13:30

Number of Competitors: 108 Number of NSA: 55

| Rank | Bib | Name<br>Ski              | NSA<br>Code | Positions |       |         | Partials |        | Difference<br>Time |       |      |      |      |
|------|-----|--------------------------|-------------|-----------|-------|---------|----------|--------|--------------------|-------|------|------|------|
|      |     |                          |             | Pos       | Time  | Rank    | Pos      | Time   |                    | Rank  |      |      |      |
| 1    | 3   | LINDQVIST Axel           | SWE         | Run 1:    | Int1: | 28.04   | (1)      | I1-I2: | 21.84              | (4)   | 0.15 |      |      |
|      |     |                          |             |           | Int2: | 49.88   | (1)      |        | I2-Fin:            | 14.84 |      | (1)  |      |
|      |     |                          |             |           | Fin:  | 1:04.72 | (1)      |        |                    |       |      |      |      |
|      |     |                          |             | Run 2:    | Int1: | 28.88   | (4)      | I1-I2: | 22.61              | (28)  |      | 0.38 |      |
|      |     |                          |             |           | Int2: | 51.49   | (12)     |        | I2-Fin:            | 15.84 |      |      | (21) |
|      |     |                          |             |           | Fin:  | 1:07.33 | (14)     |        |                    |       |      |      |      |
|      |     |                          |             | Total:    | Int1: | 1:33.60 | (1)      | 0.00   |                    |       |      |      |      |
|      |     |                          |             |           | Int2: | 1:56.21 | (1)      |        | 0.00               |       |      |      |      |
|      |     |                          |             |           | Fin:  | 2:12.05 | (1)      |        |                    |       |      |      |      |
| 2    | 15  | LEHTO Elian              | FIN         | Run 1:    | Int1: | 28.96   | (19)     | I1-I2: |                    | 21.97 | (7)  | 0.92 |      |
|      |     |                          |             |           | Int2: | 50.93   | (9)      |        | I2-Fin:            | 15.23 | (14) |      |      |
|      |     |                          |             |           | Fin:  | 1:06.16 | (11)     |        |                    |       |      |      |      |
|      |     |                          |             | Run 2:    | Int1: | 28.86   | (3)      | I1-I2: | 22.31              | (12)  | 0.13 |      |      |
|      |     |                          |             |           | Int2: | 51.17   | (4)      |        | I2-Fin:            | 15.54 |      |      | (5)  |
|      |     |                          |             |           | Fin:  | 1:06.71 | (3)      |        |                    |       |      |      |      |
|      |     |                          |             | Total:    | Int1: | 1:35.02 | (3)      | 1.42   |                    |       |      |      |      |
|      |     |                          |             |           | Int2: | 1:57.33 | (3)      |        | 1.12               |       |      |      |      |
|      |     |                          |             |           | Fin:  | 2:12.87 | (2)      |        |                    |       |      |      |      |
| 3    | 20  | FALAT Matej<br>Augment   | SVK         | Run 1:    | Int1: | 28.50   | (3)      | I1-I2: |                    | 22.39 | (18) | 0.46 |      |
|      |     |                          |             |           | Int2: | 50.89   | (8)      |        | I2-Fin:            | 15.32 | (19) |      |      |
|      |     |                          |             |           | Fin:  | 1:06.21 | (12)     |        |                    |       |      |      |      |
|      |     |                          |             | Run 2:    | Int1: | 28.73   | (1)      | I1-I2: | 22.41              | (15)  | 0.03 |      |      |
|      |     |                          |             |           | Int2: | 51.14   | (3)      |        | I2-Fin:            | 15.58 |      |      | (7)  |
|      |     |                          |             |           | Fin:  | 1:06.72 | (4)      |        |                    |       |      |      |      |
|      |     |                          |             | Total:    | Int1: | 1:34.94 | (2)      | 1.34   |                    |       |      |      |      |
|      |     |                          |             |           | Int2: | 1:57.35 | (5)      |        | 1.14               |       |      |      |      |
|      |     |                          |             |           | Fin:  | 2:12.93 | (3)      |        |                    |       |      |      |      |
| 4    | 7   | KUZNETSOV Ivan<br>Atomic | RUS         | Run 1:    | Int1: | 29.11   | (24)     | I1-I2: |                    | 21.77 | (3)  | 1.07 |      |
|      |     |                          |             |           | Int2: | 50.88   | (7)      |        | I2-Fin:            | 15.12 | (7)  |      |      |
|      |     |                          |             |           | Fin:  | 1:06.00 | (6)      |        |                    |       |      |      |      |
|      |     |                          |             | Run 2:    | Int1: | 29.31   | (21)     | I1-I2: | 22.03              | (1)   | 0.58 |      |      |
|      |     |                          |             |           | Int2: | 51.34   | (8)      |        | I2-Fin:            | 15.60 |      |      | (10) |
|      |     |                          |             |           | Fin:  | 1:06.94 | (8)      |        |                    |       |      |      |      |
|      |     |                          |             | Total:    | Int1: | 1:35.31 | (10)     | 1.71   |                    |       |      |      |      |
|      |     |                          |             |           | Int2: | 1:57.34 | (4)      |        | 1.13               |       |      |      |      |
|      |     |                          |             |           | Fin:  | 2:12.94 | (4)      |        |                    |       |      |      |      |



Number of Competitors: 108 Number of NSA: 55

| Rank | Bib | Name<br>Ski                      | NSA<br>Code | Pos    | Positions |         |      | Partials |       | Difference<br>Time |      |         |         |       |      |
|------|-----|----------------------------------|-------------|--------|-----------|---------|------|----------|-------|--------------------|------|---------|---------|-------|------|
|      |     |                                  |             |        | Time      | Rank    | Pos  | Time     | Rank  |                    |      |         |         |       |      |
| 5    | 10  | ESTEVE Axel<br>Fischer           | AND         | Run 1: | Int1:     | 28.82   | (11) | I1-I2:   | 21.64 | (2)                | 0.78 |         |         |       |      |
|      |     |                                  |             |        | Int2:     | 50.46   | (3)  |          |       |                    |      | I2-Fin: | 15.15   | (9)   | 0.58 |
|      |     |                                  |             |        | Fin:      | 1:05.61 | (4)  |          |       |                    |      |         |         |       |      |
|      |     |                                  |             | Run 2: | Int1:     | 29.42   | (25) | I1-I2:   | 22.22 | (10)               | 0.69 |         |         |       |      |
|      |     |                                  |             |        | Int2:     | 51.64   | (16) |          |       |                    |      | I2-Fin: | 15.82   | (20)  | 0.53 |
|      |     |                                  |             |        | Fin:      | 1:07.46 | (18) |          |       |                    |      |         |         |       |      |
|      |     |                                  |             | Total: | Int1:     | 1:35.03 | (4)  | 1.43     |       |                    |      |         |         |       |      |
|      |     |                                  |             |        | Int2:     | 1:57.25 | (2)  |          | 1.04  |                    |      |         |         |       |      |
|      |     |                                  |             |        | Fin:      | 2:13.07 | (5)  |          |       | 1.02               |      |         |         |       |      |
| 6    | 31  | GEDRA Zaks                       | LAT         | Run 1: | Int1:     | 28.80   | (9)  | I1-I2:   | 22.72 |                    | (33) | 0.76    |         |       |      |
|      |     |                                  |             |        | Int2:     | 51.52   | (22) |          |       |                    |      |         | I2-Fin: | 15.29 | (17) |
|      |     |                                  |             |        | Fin:      | 1:06.81 | (19) |          |       | 2.09               |      |         |         |       |      |
|      |     |                                  |             | Run 2: | Int1:     | 29.06   | (11) | I1-I2:   | 22.13 |                    | (6)  | 0.33    |         |       |      |
|      |     |                                  |             |        | Int2:     | 51.19   | (5)  |          |       |                    |      |         | I2-Fin: | 15.24 | (1)  |
|      |     |                                  |             |        | Fin:      | 1:06.43 | (1)  |          |       | 2.27               |      |         |         |       |      |
|      |     |                                  |             | Total: | Int1:     | 1:35.87 | (19) | 1.79     |       |                    |      |         |         |       |      |
|      |     |                                  |             |        | Int2:     | 1:58.00 | (17) |          | 1.19  |                    |      |         |         |       |      |
|      |     |                                  |             |        | Fin:      | 2:13.24 | (6)  |          |       | 1.19               |      |         |         |       |      |
| 7    | 29  | KOSI Klemen<br>Atomic            | SLO         | Run 1: | Int1:     | 28.88   | (15) | I1-I2:   | 22.09 |                    | (9)  | 0.84    |         |       |      |
|      |     |                                  |             |        | Int2:     | 50.97   | (10) |          |       |                    |      |         | I2-Fin: | 15.18 | (11) |
|      |     |                                  |             |        | Fin:      | 1:06.15 | (10) |          |       | 1.43               |      |         |         |       |      |
|      |     |                                  |             | Run 2: | Int1:     | 29.20   | (15) | I1-I2:   | 22.45 |                    | (19) | 0.47    |         |       |      |
|      |     |                                  |             |        | Int2:     | 51.65   | (18) |          |       |                    |      |         | I2-Fin: | 15.46 | (4)  |
|      |     |                                  |             |        | Fin:      | 1:07.11 | (11) |          |       | 0.68               |      |         |         |       |      |
|      |     |                                  |             | Total: | Int1:     | 1:35.35 | (12) | 1.75     |       |                    |      |         |         |       |      |
|      |     |                                  |             |        | Int2:     | 1:57.80 | (11) |          | 1.59  |                    |      |         |         |       |      |
|      |     |                                  |             |        | Fin:      | 2:13.26 | (7)  |          |       | 1.21               |      |         |         |       |      |
| 8    | 47  | STANISIC Strahinja               | SRB         | Run 1: | Int1:     | 28.77   | (6)  | I1-I2:   | 22.66 |                    | (30) | 0.73    |         |       |      |
|      |     |                                  |             |        | Int2:     | 51.43   | (19) |          |       |                    |      |         | I2-Fin: | 15.39 | (21) |
|      |     |                                  |             |        | Fin:      | 1:06.82 | (20) |          |       | 2.10               |      |         |         |       |      |
|      |     |                                  |             | Run 2: | Int1:     | 28.96   | (5)  | I1-I2:   | 22.15 |                    | (7)  | 0.23    |         |       |      |
|      |     |                                  |             |        | Int2:     | 51.11   | (1)  |          |       |                    |      |         | I2-Fin: | 15.36 | (2)  |
|      |     |                                  |             |        | Fin:      | 1:06.47 | (2)  |          |       | 2.18               |      |         |         |       |      |
|      |     |                                  |             | Total: | Int1:     | 1:35.78 | (18) | 1.72     |       |                    |      |         |         |       |      |
|      |     |                                  |             |        | Int2:     | 1:57.93 | (15) |          | 1.24  |                    |      |         |         |       |      |
|      |     |                                  |             |        | Fin:      | 2:13.29 | (8)  |          |       | 1.24               |      |         |         |       |      |
| 9    | 17  | van den BROECKE Dries<br>Augment | BEL         | Run 1: | Int1:     | 28.06   | (2)  | I1-I2:   | 22.10 |                    | (11) | 0.02    |         |       |      |
|      |     |                                  |             |        | Int2:     | 50.16   | (2)  |          |       |                    |      |         | I2-Fin: | 15.21 | (12) |
|      |     |                                  |             |        | Fin:      | 1:05.37 | (2)  |          |       | 0.65               |      |         |         |       |      |
|      |     |                                  |             | Run 2: | Int1:     | 29.82   | (37) | I1-I2:   | 22.41 |                    | (15) | 1.09    |         |       |      |
|      |     |                                  |             |        | Int2:     | 52.23   | (30) |          |       |                    |      |         | I2-Fin: | 15.71 | (13) |
|      |     |                                  |             |        | Fin:      | 1:07.94 | (25) |          |       | 1.51               |      |         |         |       |      |
|      |     |                                  |             | Total: | Int1:     | 1:35.19 | (6)  | 1.59     |       |                    |      |         |         |       |      |
|      |     |                                  |             |        | Int2:     | 1:57.60 | (6)  |          | 1.39  |                    |      |         |         |       |      |
|      |     |                                  |             |        | Fin:      | 2:13.31 | (9)  |          |       | 1.26               |      |         |         |       |      |

Number of Competitors: 108 Number of NSA: 55

| Rank | Bib | Name<br>Ski             | NSA<br>Code | Pos    | Positions |         |      | Partials |         | Difference<br>Time |      |         |         |       |      |
|------|-----|-------------------------|-------------|--------|-----------|---------|------|----------|---------|--------------------|------|---------|---------|-------|------|
|      |     |                         |             |        | Time      | Rank    | Pos  | Time     | Rank    |                    |      |         |         |       |      |
| 10   | 21  | KOLEGA Samuel           | CRO         | Run 1: | Int1:     | 28.77   | (6)  | I1-I2:   | 22.42   | (20)               | 0.73 |         |         |       |      |
|      |     |                         |             |        | Int2:     | 51.19   | (15) |          |         |                    |      | I2-Fin: | 15.34   | (20)  |      |
|      |     |                         |             |        | Fin:      | 1:06.53 | (16) |          |         |                    |      |         |         |       |      |
|      |     |                         |             | Run 2: | Int1:     | 28.98   | (6)  | I1-I2:   | 22.43   | (18)               |      | 0.25    |         |       |      |
|      |     |                         |             |        | Int2:     | 51.41   | (11) |          |         |                    |      |         | I2-Fin: | 15.40 | (3)  |
|      |     |                         |             |        | Fin:      | 1:06.81 | (5)  |          |         |                    |      |         |         |       |      |
|      |     |                         |             | Total: | Int1:     | 1:35.51 | (14) | 1.91     |         |                    |      |         |         |       |      |
|      |     |                         |             |        | Int2:     | 1:57.94 | (16) |          | 1.73    |                    |      |         |         |       |      |
|      |     |                         |             |        | Fin:      | 2:13.34 | (10) |          |         |                    |      |         |         |       |      |
| 11   | 19  | PRIELOZNY Matej         | SVK         | Run 1: | Int1:     | 28.63   | (4)  | I1-I2:   |         | 22.51              | (24) | 0.59    |         |       |      |
|      |     |                         |             |        | Int2:     | 51.14   | (13) |          | I2-Fin: |                    |      |         | 15.30   | (18)  |      |
|      |     |                         |             |        | Fin:      | 1:06.44 | (15) |          |         |                    |      |         |         |       |      |
|      |     |                         |             | Run 2: | Int1:     | 28.83   | (2)  | I1-I2:   | 22.49   | (21)               | 0.10 |         |         |       |      |
|      |     |                         |             |        | Int2:     | 51.32   | (7)  |          |         |                    |      |         | I2-Fin: | 15.59 | (8)  |
|      |     |                         |             |        | Fin:      | 1:06.91 | (7)  |          |         |                    |      |         |         |       |      |
|      |     |                         |             | Total: | Int1:     | 1:35.27 | (8)  | 1.67     |         |                    |      |         |         |       |      |
|      |     |                         |             |        | Int2:     | 1:57.76 | (9)  |          | 1.55    |                    |      |         |         |       |      |
|      |     |                         |             |        | Fin:      | 2:13.35 | (11) |          |         |                    |      |         |         |       |      |
| 12   | 11  | JONSSON Carl            | SWE         | Run 1: | Int1:     | 28.95   | (18) | I1-I2:   |         | 21.63              | (1)  | 0.91    |         |       |      |
|      |     |                         |             |        | Int2:     | 50.58   | (4)  |          | I2-Fin: |                    |      |         | 14.91   | (3)   |      |
|      |     |                         |             |        | Fin:      | 1:05.49 | (3)  |          |         |                    |      |         |         |       |      |
|      |     |                         |             | Run 2: | Int1:     | 29.75   | (36) | I1-I2:   | 22.39   | (14)               | 1.02 |         |         |       |      |
|      |     |                         |             |        | Int2:     | 52.14   | (28) |          |         |                    |      |         | I2-Fin: | 15.86 | (22) |
|      |     |                         |             |        | Fin:      | 1:08.00 | (26) |          |         |                    |      |         |         |       |      |
|      |     |                         |             | Total: | Int1:     | 1:35.24 | (7)  | 1.64     |         |                    |      |         |         |       |      |
|      |     |                         |             |        | Int2:     | 1:57.63 | (7)  |          | 1.42    |                    |      |         |         |       |      |
|      |     |                         |             |        | Fin:      | 2:13.49 | (12) |          |         |                    |      |         |         |       |      |
| 13   | 4   | ZABYSTRAN Jan<br>Atomic | CZE         | Run 1: | Int1:     | 29.21   | (30) | I1-I2:   |         | 21.96              | (6)  | 1.17    |         |       |      |
|      |     |                         |             |        | Int2:     | 51.17   | (14) |          | I2-Fin: |                    |      |         | 14.90   | (2)   |      |
|      |     |                         |             |        | Fin:      | 1:06.07 | (8)  |          |         |                    |      |         |         |       |      |
|      |     |                         |             | Run 2: | Int1:     | 29.64   | (34) | I1-I2:   | 22.21   | (9)                | 0.91 |         |         |       |      |
|      |     |                         |             |        | Int2:     | 51.85   | (23) |          |         |                    |      |         | I2-Fin: | 15.71 | (13) |
|      |     |                         |             |        | Fin:      | 1:07.56 | (20) |          |         |                    |      |         |         |       |      |
|      |     |                         |             | Total: | Int1:     | 1:35.71 | (17) | 2.11     |         |                    |      |         |         |       |      |
|      |     |                         |             |        | Int2:     | 1:57.92 | (14) |          | 1.71    |                    |      |         |         |       |      |
|      |     |                         |             |        | Fin:      | 2:13.63 | (13) |          |         |                    |      |         |         |       |      |
| 14   | 6   | HROBAT Miha<br>Atomic   | SLO         | Run 1: | Int1:     | 28.64   | (5)  | I1-I2:   |         | 22.68              | (31) | 0.60    |         |       |      |
|      |     |                         |             |        | Int2:     | 51.32   | (17) |          | I2-Fin: |                    |      |         | 15.22   | (13)  |      |
|      |     |                         |             |        | Fin:      | 1:06.54 | (17) |          |         |                    |      |         |         |       |      |
|      |     |                         |             | Run 2: | Int1:     | 29.03   | (9)  | I1-I2:   | 22.19   | (8)                | 0.30 |         |         |       |      |
|      |     |                         |             |        | Int2:     | 51.22   | (6)  |          |         |                    |      |         | I2-Fin: | 15.89 | (26) |
|      |     |                         |             |        | Fin:      | 1:07.11 | (11) |          |         |                    |      |         |         |       |      |
|      |     |                         |             | Total: | Int1:     | 1:35.57 | (15) | 1.97     |         |                    |      |         |         |       |      |
|      |     |                         |             |        | Int2:     | 1:57.76 | (9)  |          | 1.55    |                    |      |         |         |       |      |
|      |     |                         |             |        | Fin:      | 2:13.65 | (14) |          |         |                    |      |         |         |       |      |

**PERFORMANCE ANALYSIS BY RANK**

Number of Competitors: 108 Number of NSA: 55

| Rank | Bib | Name<br>Ski               | NSA<br>Code | Pos    | Positions |         |      | Partials |       | Difference<br>Time |      |         |       |      |
|------|-----|---------------------------|-------------|--------|-----------|---------|------|----------|-------|--------------------|------|---------|-------|------|
|      |     |                           |             |        | Time      | Rank    | Pos  | Time     | Rank  |                    |      |         |       |      |
| 15   | 5   | del CAMPO Juan<br>Nordica | ESP         | Run 1: | Int1:     | 29.00   | (21) | I1-I2:   | 22.09 | (9)                | 0.96 |         |       |      |
|      |     |                           |             |        | Int2:     | 51.09   | (11) |          |       |                    |      | I2-Fin: | 15.05 | (4)  |
|      |     |                           |             |        | Fin:      | 1:06.14 | (9)  |          |       |                    |      |         |       |      |
|      |     |                           |             | Run 2: | Int1:     | 29.00   | (7)  | I1-I2:   | 22.58 | (26)               | 0.27 |         |       |      |
|      |     |                           |             |        | Int2:     | 51.58   | (15) |          |       |                    |      | I2-Fin: | 15.97 | (28) |
|      |     |                           |             |        | Fin:      | 1:07.55 | (19) |          |       |                    |      |         |       |      |
|      |     |                           |             | Total: | Int1:     | 1:35.14 | (5)  | 1.54     |       |                    |      |         |       |      |
|      |     |                           |             |        | Int2:     | 1:57.72 | (8)  |          | 1.51  |                    |      |         |       |      |
|      |     |                           |             |        | Fin:      | 2:13.69 | (15) |          |       |                    |      |         |       |      |
| 16   | 8   | PUENTE TASIAS Alejandro   | ESP         | Run 1: | Int1:     | 29.08   | (23) | I1-I2:   | 22.19 | (12)               | 1.04 |         |       |      |
|      |     |                           |             |        | Int2:     | 51.27   | (16) |          |       |                    |      | I2-Fin: | 15.07 | (5)  |
|      |     |                           |             |        | Fin:      | 1:06.34 | (14) |          |       |                    |      |         |       |      |
|      |     |                           |             | Run 2: | Int1:     | 29.02   | (8)  | I1-I2:   | 22.52 | (22)               | 0.29 |         |       |      |
|      |     |                           |             |        | Int2:     | 51.54   | (14) |          |       |                    |      | I2-Fin: | 15.88 | (24) |
|      |     |                           |             |        | Fin:      | 1:07.42 | (15) |          |       |                    |      |         |       |      |
|      |     |                           |             | Total: | Int1:     | 1:35.36 | (13) | 1.76     |       |                    |      |         |       |      |
|      |     |                           |             |        | Int2:     | 1:57.88 | (13) |          | 1.67  |                    |      |         |       |      |
|      |     |                           |             |        | Fin:      | 2:13.76 | (16) |          |       |                    |      |         |       |      |
| 17   | 13  | PAULUS Daniel             | CZE         | Run 1: | Int1:     | 28.91   | (15) | I1-I2:   | 21.86 | (5)                | 0.87 |         |       |      |
|      |     |                           |             |        | Int2:     | 50.77   | (5)  |          |       |                    |      | I2-Fin: | 15.24 | (15) |
|      |     |                           |             |        | Fin:      | 1:06.01 | (7)  |          |       |                    |      |         |       |      |
|      |     |                           |             | Run 2: | Int1:     | 29.27   | (19) | I1-I2:   | 22.56 | (25)               | 0.54 |         |       |      |
|      |     |                           |             |        | Int2:     | 51.83   | (22) |          |       |                    |      | I2-Fin: | 15.95 | (27) |
|      |     |                           |             |        | Fin:      | 1:07.78 | (24) |          |       |                    |      |         |       |      |
|      |     |                           |             | Total: | Int1:     | 1:35.28 | (9)  | 1.68     |       |                    |      |         |       |      |
|      |     |                           |             |        | Int2:     | 1:57.84 | (12) |          | 1.63  |                    |      |         |       |      |
|      |     |                           |             |        | Fin:      | 2:13.79 | (17) |          |       |                    |      |         |       |      |
| 18   | 32  | TODOROV Yoan<br>Head      | BUL         | Run 1: | Int1:     | 29.17   | (29) | I1-I2:   | 22.44 | (21)               | 1.13 |         |       |      |
|      |     |                           |             |        | Int2:     | 51.61   | (26) |          |       |                    |      | I2-Fin: | 15.56 | (32) |
|      |     |                           |             |        | Fin:      | 1:07.17 | (25) |          |       |                    |      |         |       |      |
|      |     |                           |             | Run 2: | Int1:     | 29.07   | (12) | I1-I2:   | 22.06 | (3)                | 0.34 |         |       |      |
|      |     |                           |             |        | Int2:     | 51.13   | (2)  |          |       |                    |      | I2-Fin: | 15.76 | (17) |
|      |     |                           |             |        | Fin:      | 1:06.89 | (6)  |          |       |                    |      |         |       |      |
|      |     |                           |             | Total: | Int1:     | 1:36.24 | (23) | 2.64     |       |                    |      |         |       |      |
|      |     |                           |             |        | Int2:     | 1:58.30 | (19) |          | 2.09  |                    |      |         |       |      |
|      |     |                           |             |        | Fin:      | 2:14.06 | (18) |          |       |                    |      |         |       |      |
| 19   | 16  | NIKIC Leon                | CRO         | Run 1: | Int1:     | 28.81   | (10) | I1-I2:   | 22.06 | (8)                | 0.77 |         |       |      |
|      |     |                           |             |        | Int2:     | 50.87   | (6)  |          |       |                    |      | I2-Fin: | 15.11 | (6)  |
|      |     |                           |             |        | Fin:      | 1:05.98 | (5)  |          |       |                    |      |         |       |      |
|      |     |                           |             | Run 2: | Int1:     | 29.33   | (23) | I1-I2:   | 23.02 | (34)               | 0.60 |         |       |      |
|      |     |                           |             |        | Int2:     | 52.35   | (32) |          |       |                    |      | I2-Fin: | 15.76 | (17) |
|      |     |                           |             |        | Fin:      | 1:08.11 | (28) |          |       |                    |      |         |       |      |
|      |     |                           |             | Total: | Int1:     | 1:35.31 | (10) | 1.71     |       |                    |      |         |       |      |
|      |     |                           |             |        | Int2:     | 1:58.33 | (20) |          | 2.12  |                    |      |         |       |      |
|      |     |                           |             |        | Fin:      | 2:14.09 | (19) |          |       |                    |      |         |       |      |



Number of Competitors: 108 Number of NSA: 55

| Rank | Bib | Name<br>Ski             | NSA<br>Code | Pos    | Positions |         |      | Partials |         | Difference<br>Time |      |         |       |      |      |
|------|-----|-------------------------|-------------|--------|-----------|---------|------|----------|---------|--------------------|------|---------|-------|------|------|
|      |     |                         |             |        | Time      | Rank    | Pos  | Time     | Rank    |                    |      |         |       |      |      |
| 20   | 25  | SNORRASON Sturla Snaer  | ISL         | Run 1: | Int1:     | 29.14   | (26) | I1-I2:   | 22.40   | (19)               | 1.10 |         |       |      |      |
|      |     |                         |             |        | Int2:     | 51.54   | (24) |          |         |                    |      | I2-Fin: | 15.51 | (26) | 1.66 |
|      |     |                         |             |        | Fin:      | 1:07.05 | (24) |          |         |                    |      |         |       |      |      |
|      |     |                         |             | Run 2: | Int1:     | 29.32   | (22) | I1-I2:   | 22.05   | (2)                | 0.26 |         |       |      |      |
|      |     |                         |             |        | Int2:     | 51.37   | (9)  |          |         |                    |      | I2-Fin: | 15.72 | (15) | 0.66 |
|      |     |                         |             |        | Fin:      | 1:07.09 | (10) |          |         |                    |      |         |       |      |      |
|      |     |                         |             | Total: | Int1:     | 1:36.37 | (25) | Total:   | 1:58.42 | (21)               | 2.21 |         |       |      |      |
|      |     |                         |             |        | Int2:     | 1:58.42 | (21) |          |         |                    |      | 2.09    |       |      |      |
|      |     |                         |             |        | Fin:      | 2:14.14 | (20) |          |         |                    |      |         |       |      |      |
| 21   | 37  | SZOLLOS Benjamin        | ISR         | Run 1: | Int1:     | 29.16   | (28) | I1-I2:   | 22.60   | (25)               | 1.12 |         |       |      |      |
|      |     |                         |             |        | Int2:     | 51.76   | (29) |          |         |                    |      | I2-Fin: | 15.55 | (30) | 1.88 |
|      |     |                         |             |        | Fin:      | 1:07.31 | (27) |          |         |                    |      |         |       |      |      |
|      |     |                         |             | Run 2: | Int1:     | 29.27   | (19) | I1-I2:   | 22.12   | (5)                | 0.28 |         |       |      |      |
|      |     |                         |             |        | Int2:     | 51.39   | (10) |          |         |                    |      | I2-Fin: | 15.55 | (6)  | 0.51 |
|      |     |                         |             |        | Fin:      | 1:06.94 | (8)  |          |         |                    |      |         |       |      |      |
|      |     |                         |             | Total: | Int1:     | 1:36.58 | (26) | Total:   | 1:58.70 | (25)               | 2.49 |         |       |      |      |
|      |     |                         |             |        | Int2:     | 1:58.70 | (25) |          |         |                    |      | 2.20    |       |      |      |
|      |     |                         |             |        | Fin:      | 2:14.25 | (21) |          |         |                    |      |         |       |      |      |
| 22   | 23  | von APPEN Sven          | CHI         | Run 1: | Int1:     | 28.87   | (14) | I1-I2:   | 22.62   | (27)               | 0.83 |         |       |      |      |
|      |     |                         |             |        | Int2:     | 51.49   | (20) |          |         |                    |      | I2-Fin: | 15.17 | (10) | 1.61 |
|      |     |                         |             |        | Fin:      | 1:06.66 | (18) |          |         |                    |      |         |       |      |      |
|      |     |                         |             | Run 2: | Int1:     | 29.47   | (28) | I1-I2:   | 22.54   | (24)               | 0.90 |         |       |      |      |
|      |     |                         |             |        | Int2:     | 52.01   | (24) |          |         |                    |      | I2-Fin: | 15.59 | (8)  | 1.17 |
|      |     |                         |             |        | Fin:      | 1:07.60 | (21) |          |         |                    |      |         |       |      |      |
|      |     |                         |             | Total: | Int1:     | 1:36.13 | (21) | Total:   | 1:58.67 | (23)               | 2.46 |         |       |      |      |
|      |     |                         |             |        | Int2:     | 1:58.67 | (23) |          |         |                    |      | 2.21    |       |      |      |
|      |     |                         |             |        | Fin:      | 2:14.26 | (22) |          |         |                    |      |         |       |      |      |
| 23   | 1   | GOWER Jack              | GBR         | Run 1: | Int1:     | 28.85   | (13) | I1-I2:   | 22.24   | (14)               | 0.81 |         |       |      |      |
|      |     |                         |             |        | Int2:     | 51.09   | (11) |          |         |                    |      | I2-Fin: | 15.14 | (8)  | 1.21 |
|      |     |                         |             |        | Fin:      | 1:06.23 | (13) |          |         |                    |      |         |       |      |      |
|      |     |                         |             | Run 2: | Int1:     | 29.44   | (26) | I1-I2:   | 22.59   | (27)               | 0.92 |         |       |      |      |
|      |     |                         |             |        | Int2:     | 52.03   | (25) |          |         |                    |      | I2-Fin: | 16.08 | (34) | 1.68 |
|      |     |                         |             |        | Fin:      | 1:08.11 | (28) |          |         |                    |      |         |       |      |      |
|      |     |                         |             | Total: | Int1:     | 1:35.67 | (16) | Total:   | 1:58.26 | (18)               | 2.05 |         |       |      |      |
|      |     |                         |             |        | Int2:     | 1:58.26 | (18) |          |         |                    |      | 2.29    |       |      |      |
|      |     |                         |             |        | Fin:      | 2:14.34 | (23) |          |         |                    |      |         |       |      |      |
| 24   | 14  | BIRKNER de MIGUEL Tomas | ARG         | Run 1: | Int1:     | 29.30   | (33) | I1-I2:   | 22.19   | (12)               | 1.26 |         |       |      |      |
|      |     |                         |             |        | Int2:     | 51.49   | (20) |          |         |                    |      | I2-Fin: | 15.43 | (24) | 1.61 |
|      |     |                         |             |        | Fin:      | 1:06.92 | (22) |          |         |                    |      |         |       |      |      |
|      |     |                         |             | Run 2: | Int1:     | 29.22   | (16) | I1-I2:   | 22.53   | (23)               | 0.64 |         |       |      |      |
|      |     |                         |             |        | Int2:     | 51.75   | (21) |          |         |                    |      | I2-Fin: | 15.69 | (12) | 1.01 |
|      |     |                         |             |        | Fin:      | 1:07.44 | (17) |          |         |                    |      |         |       |      |      |
|      |     |                         |             | Total: | Int1:     | 1:36.14 | (22) | Total:   | 1:58.67 | (23)               | 2.46 |         |       |      |      |
|      |     |                         |             |        | Int2:     | 1:58.67 | (23) |          |         |                    |      | 2.31    |       |      |      |
|      |     |                         |             |        | Fin:      | 2:14.36 | (24) |          |         |                    |      |         |       |      |      |

Number of Competitors: 108 Number of NSA: 55

| Rank | Bib | Name<br>Ski            | NSA<br>Code | Pos    | Positions |         |      | Partials |       | Difference<br>Time |      |         |       |      |
|------|-----|------------------------|-------------|--------|-----------|---------|------|----------|-------|--------------------|------|---------|-------|------|
|      |     |                        |             |        | Time      | Rank    | Pos  | Time     | Rank  |                    |      |         |       |      |
| 25   | 12  | KOLEGA Elias<br>Atomic | CRO         | Run 1: | Int1:     | 28.99   | (20) | I1-I2:   | 22.33 | (16)               | 0.95 |         |       |      |
|      |     |                        |             |        | Int2:     | 51.32   | (17) |          |       |                    |      | I2-Fin: | 15.50 | (25) |
|      |     |                        |             |        | Fin:      | 1:06.82 | (20) |          |       |                    |      |         |       |      |
|      |     |                        |             | Run 2: | Int1:     | 29.23   | (17) | I1-I2:   | 22.41 | (15)               | 0.50 |         |       |      |
|      |     |                        |             |        | Int2:     | 51.64   | (16) |          |       |                    |      | I2-Fin: | 16.01 | (30) |
|      |     |                        |             |        | Fin:      | 1:07.65 | (22) |          |       |                    |      |         |       |      |
|      |     |                        |             | Total: | Int1:     | 1:36.05 | (20) |          |       |                    | 2.45 |         |       |      |
|      |     |                        |             |        | Int2:     | 1:58.46 | (22) |          |       |                    |      | 2.25    |       |      |
|      |     |                        |             |        | Fin:      | 2:14.47 | (25) |          |       |                    |      |         |       |      |
| 26   | 18  | SCOTT Alec             | AUS         | Run 1: | Int1:     | 29.33   | (34) | I1-I2:   | 22.24 | (14)               | 1.29 |         |       |      |
|      |     |                        |             |        | Int2:     | 51.57   | (25) |          |       |                    |      | I2-Fin: | 15.40 | (22) |
|      |     |                        |             |        | Fin:      | 1:06.97 | (23) |          |       |                    |      |         |       |      |
|      |     |                        |             | Run 2: | Int1:     | 29.39   | (24) | I1-I2:   | 22.34 | (13)               | 0.66 |         |       |      |
|      |     |                        |             |        | Int2:     | 51.73   | (20) |          |       |                    |      | I2-Fin: | 15.99 | (29) |
|      |     |                        |             |        | Fin:      | 1:07.72 | (23) |          |       |                    |      |         |       |      |
|      |     |                        |             | Total: | Int1:     | 1:36.36 | (24) |          |       |                    | 2.76 |         |       |      |
|      |     |                        |             |        | Int2:     | 1:58.70 | (25) |          |       |                    |      | 2.49    |       |      |
|      |     |                        |             |        | Fin:      | 2:14.69 | (26) |          |       |                    |      |         |       |      |
| 27   | 34  | BENIAIDZE Aleks        | GEO         | Run 1: | Int1:     | 29.25   | (32) | I1-I2:   | 22.74 | (34)               | 1.21 |         |       |      |
|      |     |                        |             |        | Int2:     | 51.99   | (31) |          |       |                    |      | I2-Fin: | 15.57 | (33) |
|      |     |                        |             |        | Fin:      | 1:07.56 | (28) |          |       |                    |      |         |       |      |
|      |     |                        |             | Run 2: | Int1:     | 29.04   | (10) | I1-I2:   | 22.48 | (20)               | 0.31 |         |       |      |
|      |     |                        |             |        | Int2:     | 51.52   | (13) |          |       |                    |      | I2-Fin: | 15.62 | (11) |
|      |     |                        |             |        | Fin:      | 1:07.14 | (13) |          |       |                    |      |         |       |      |
|      |     |                        |             | Total: | Int1:     | 1:36.60 | (27) |          |       |                    | 3.00 |         |       |      |
|      |     |                        |             |        | Int2:     | 1:59.08 | (27) |          |       |                    |      | 2.87    |       |      |
|      |     |                        |             |        | Fin:      | 2:14.70 | (27) |          |       |                    |      |         |       |      |
| 28   | 40  | JAPHARIDZE Soso        | GEO         | Run 1: | Int1:     | 29.73   | (46) | I1-I2:   | 22.62 | (27)               | 1.69 |         |       |      |
|      |     |                        |             |        | Int2:     | 52.35   | (36) |          |       |                    |      | I2-Fin: | 15.26 | (16) |
|      |     |                        |             |        | Fin:      | 1:07.61 | (29) |          |       |                    |      |         |       |      |
|      |     |                        |             | Run 2: | Int1:     | 29.59   | (32) | I1-I2:   | 22.10 | (4)                | 0.86 |         |       |      |
|      |     |                        |             |        | Int2:     | 51.69   | (19) |          |       |                    |      | I2-Fin: | 15.73 | (16) |
|      |     |                        |             |        | Fin:      | 1:07.42 | (15) |          |       |                    |      |         |       |      |
|      |     |                        |             | Total: | Int1:     | 1:37.20 | (31) |          |       |                    | 3.60 |         |       |      |
|      |     |                        |             |        | Int2:     | 1:59.30 | (28) |          |       |                    |      | 3.09    |       |      |
|      |     |                        |             |        | Fin:      | 2:15.03 | (28) |          |       |                    |      |         |       |      |
| 29   | 28  | DYRBYE NAESTED Casper  | DEN         | Run 1: | Int1:     | 28.77   | (6)  | I1-I2:   | 22.96 | (37)               | 0.73 |         |       |      |
|      |     |                        |             |        | Int2:     | 51.73   | (28) |          |       |                    |      | I2-Fin: | 15.53 | (28) |
|      |     |                        |             |        | Fin:      | 1:07.26 | (26) |          |       |                    |      |         |       |      |
|      |     |                        |             | Run 2: | Int1:     | 29.47   | (28) | I1-I2:   | 23.10 | (37)               | 0.74 |         |       |      |
|      |     |                        |             |        | Int2:     | 52.57   | (34) |          |       |                    |      | I2-Fin: | 15.79 | (19) |
|      |     |                        |             |        | Fin:      | 1:08.36 | (30) |          |       |                    |      |         |       |      |
|      |     |                        |             | Total: | Int1:     | 1:36.73 | (28) |          |       |                    | 3.13 |         |       |      |
|      |     |                        |             |        | Int2:     | 1:59.83 | (29) |          |       |                    |      | 3.62    |       |      |
|      |     |                        |             |        | Fin:      | 2:15.62 | (29) |          |       |                    |      |         |       |      |

Number of Competitors: 108 Number of NSA: 55

| Rank | Bib | Name<br>Ski            | NSA<br>Code | Pos    | Positions |         |      | Partials |       | Difference<br>Time |      |         |       |      |
|------|-----|------------------------|-------------|--------|-----------|---------|------|----------|-------|--------------------|------|---------|-------|------|
|      |     |                        |             |        | Time      | Rank    | Pos  | Time     | Rank  |                    |      |         |       |      |
| 30   | 38  | ABRAMASHVILI Iason     | GEO         | Run 1: | Int1:     | 29.65   | (44) | I1-I2:   | 22.65 | (29)               | 1.61 |         |       |      |
|      |     |                        |             |        | Int2:     | 52.30   | (34) |          |       |                    |      | I2-Fin: | 15.53 | (28) |
|      |     |                        |             |        | Fin:      | 1:07.83 | (34) |          |       |                    |      |         |       |      |
|      |     |                        |             | Run 2: | Int1:     | 29.18   | (14) | I1-I2:   | 22.87 | (33)               | 0.45 |         |       |      |
|      |     |                        |             |        | Int2:     | 52.05   | (26) |          |       |                    |      | I2-Fin: | 16.01 | (30) |
|      |     |                        |             |        | Fin:      | 1:08.06 | (27) |          |       |                    |      |         |       |      |
|      |     |                        |             | Total: | Int1:     | 1:37.01 | (29) |          |       |                    | 3.41 |         |       |      |
|      |     |                        |             |        | Int2:     | 1:59.88 | (30) |          |       |                    |      | 3.67    |       |      |
|      |     |                        |             |        | Fin:      | 2:15.89 | (30) |          |       |                    |      |         |       |      |
| 31   | 9   | GASTALDI Sebastiano    | ARG         | Run 1: | Int1:     | 29.74   | (47) | I1-I2:   | 22.47 | (23)               | 1.70 |         |       |      |
|      |     |                        |             |        | Int2:     | 52.21   | (33) |          |       |                    |      | I2-Fin: | 15.42 | (23) |
|      |     |                        |             |        | Fin:      | 1:07.63 | (30) |          |       |                    |      |         |       |      |
|      |     |                        |             | Run 2: | Int1:     | 30.02   | (42) | I1-I2:   | 22.30 | (11)               | 1.29 |         |       |      |
|      |     |                        |             |        | Int2:     | 52.32   | (31) |          |       |                    |      | I2-Fin: | 16.06 | (33) |
|      |     |                        |             |        | Fin:      | 1:08.38 | (31) |          |       |                    |      |         |       |      |
|      |     |                        |             | Total: | Int1:     | 1:37.65 | (34) |          |       |                    | 4.05 |         |       |      |
|      |     |                        |             |        | Int2:     | 1:59.95 | (31) |          |       |                    |      | 3.74    |       |      |
|      |     |                        |             |        | Fin:      | 2:16.01 | (31) |          |       |                    |      |         |       |      |
| 32   | 71  | GUDMUNDSSON Gisli Rafn | ISL         | Run 1: | Int1:     | 28.91   | (16) | I1-I2:   | 22.61 | (26)               | 0.87 |         |       |      |
|      |     |                        |             |        | Int2:     | 51.52   | (22) |          |       |                    |      | I2-Fin: | 16.13 | (53) |
|      |     |                        |             |        | Fin:      | 1:07.65 | (31) |          |       |                    |      |         |       |      |
|      |     |                        |             | Run 2: | Int1:     | 29.52   | (30) | I1-I2:   | 22.84 | (30)               | 0.79 |         |       |      |
|      |     |                        |             |        | Int2:     | 52.36   | (33) |          |       |                    |      | I2-Fin: | 16.18 | (37) |
|      |     |                        |             |        | Fin:      | 1:08.54 | (34) |          |       |                    |      |         |       |      |
|      |     |                        |             | Total: | Int1:     | 1:37.17 | (30) |          |       |                    | 3.57 |         |       |      |
|      |     |                        |             |        | Int2:     | 2:00.01 | (32) |          |       |                    |      | 3.80    |       |      |
|      |     |                        |             |        | Fin:      | 2:16.19 | (32) |          |       |                    |      |         |       |      |
| 33   | 61  | OPMANIS Elvis          | LAT         | Run 1: | Int1:     | 29.35   | (35) | I1-I2:   | 23.07 | (40)               | 1.31 |         |       |      |
|      |     |                        |             |        | Int2:     | 52.42   | (38) |          |       |                    |      | I2-Fin: | 15.83 | (39) |
|      |     |                        |             |        | Fin:      | 1:08.25 | (38) |          |       |                    |      |         |       |      |
|      |     |                        |             | Run 2: | Int1:     | 29.11   | (13) | I1-I2:   | 23.07 | (35)               | 0.38 |         |       |      |
|      |     |                        |             |        | Int2:     | 52.18   | (29) |          |       |                    |      | I2-Fin: | 16.21 | (40) |
|      |     |                        |             |        | Fin:      | 1:08.39 | (32) |          |       |                    |      |         |       |      |
|      |     |                        |             | Total: | Int1:     | 1:37.36 | (32) |          |       |                    | 3.76 |         |       |      |
|      |     |                        |             |        | Int2:     | 2:00.43 | (34) |          |       |                    |      | 4.22    |       |      |
|      |     |                        |             |        | Fin:      | 2:16.64 | (33) |          |       |                    |      |         |       |      |
| 34   | 53  | COMERFORD Cormac       | IRL         | Run 1: | Int1:     | 29.86   | (55) | I1-I2:   | 22.45 | (22)               | 1.82 |         |       |      |
|      |     |                        |             |        | Int2:     | 52.31   | (35) |          |       |                    |      | I2-Fin: | 15.51 | (26) |
|      |     |                        |             |        | Fin:      | 1:07.82 | (33) |          |       |                    |      |         |       |      |
|      |     |                        |             | Run 2: | Int1:     | 29.83   | (38) | I1-I2:   | 23.08 | (36)               | 1.10 |         |       |      |
|      |     |                        |             |        | Int2:     | 52.91   | (37) |          |       |                    |      | I2-Fin: | 16.16 | (35) |
|      |     |                        |             |        | Fin:      | 1:09.07 | (36) |          |       |                    |      |         |       |      |
|      |     |                        |             | Total: | Int1:     | 1:37.65 | (34) |          |       |                    | 4.05 |         |       |      |
|      |     |                        |             |        | Int2:     | 2:00.73 | (35) |          |       |                    |      | 4.52    |       |      |
|      |     |                        |             |        | Fin:      | 2:16.89 | (34) |          |       |                    |      |         |       |      |

Number of Competitors: 108 Number of NSA: 55

| Rank | Bib | Name<br>Ski     | NSA<br>Code | Pos    | Positions |         |      | Partials |       | Difference<br>Time |      |         |       |      |
|------|-----|-----------------|-------------|--------|-----------|---------|------|----------|-------|--------------------|------|---------|-------|------|
|      |     |                 |             |        | Time      | Rank    | Pos  | Time     | Rank  |                    |      |         |       |      |
| 35   | 33  | LOKMIC Emir     | BIH         | Run 1: | Int1:     | 29.49   | (40) | I1-I2:   | 22.35 | (17)               | 1.45 |         |       |      |
|      |     |                 |             |        | Int2:     | 51.84   | (30) |          |       |                    |      | I2-Fin: | 15.93 | (41) |
|      |     |                 |             |        | Fin:      | 1:07.77 | (32) |          |       |                    |      |         |       |      |
|      |     |                 |             | Run 2: | Int1:     | 29.90   | (40) | I1-I2:   | 23.10 | (37)               | 1.17 |         |       |      |
|      |     |                 |             |        | Int2:     | 53.00   | (38) |          |       |                    |      | I2-Fin: | 16.18 | (37) |
|      |     |                 |             |        | Fin:      | 1:09.18 | (39) |          |       |                    |      |         |       |      |
|      |     |                 |             | Total: | Int1:     | 1:37.67 | (36) |          |       | 4.07               |      |         |       |      |
|      |     |                 |             |        | Int2:     | 2:00.77 | (36) |          |       |                    |      |         |       |      |
|      |     |                 |             |        | Fin:      | 2:16.95 | (35) |          |       |                    |      |         |       |      |
| 36   | 26  | DRUKAROV Andrej | LTU         | Run 1: | Int1:     | 29.41   | (36) | I1-I2:   | 23.11 | (42)               | 1.37 |         |       |      |
|      |     |                 |             |        | Int2:     | 52.52   | (40) |          |       |                    |      | I2-Fin: | 15.73 | (36) |
|      |     |                 |             |        | Fin:      | 1:08.25 | (38) |          |       |                    |      |         |       |      |
|      |     |                 |             | Run 2: | Int1:     | 29.58   | (31) | I1-I2:   | 23.20 | (40)               | 0.85 |         |       |      |
|      |     |                 |             |        | Int2:     | 52.78   | (36) |          |       |                    |      | I2-Fin: | 16.16 | (35) |
|      |     |                 |             |        | Fin:      | 1:08.94 | (35) |          |       |                    |      |         |       |      |
|      |     |                 |             | Total: | Int1:     | 1:37.83 | (37) |          |       | 4.23               |      |         |       |      |
|      |     |                 |             |        | Int2:     | 2:01.03 | (37) |          |       |                    |      |         |       |      |
|      |     |                 |             |        | Fin:      | 2:17.19 | (36) |          |       |                    |      |         |       |      |
| 37   | 41  | ZVEJNIEKS Miks  | LAT         | Run 1: | Int1:     | 29.44   | (37) | I1-I2:   | 22.91 | (36)               | 1.40 |         |       |      |
|      |     |                 |             |        | Int2:     | 52.35   | (36) |          |       |                    |      | I2-Fin: | 15.95 | (42) |
|      |     |                 |             |        | Fin:      | 1:08.30 | (41) |          |       |                    |      |         |       |      |
|      |     |                 |             | Run 2: | Int1:     | 29.26   | (18) | I1-I2:   | 22.84 | (30)               | 0.53 |         |       |      |
|      |     |                 |             |        | Int2:     | 52.10   | (27) |          |       |                    |      | I2-Fin: | 16.97 | (68) |
|      |     |                 |             |        | Fin:      | 1:09.07 | (36) |          |       |                    |      |         |       |      |
|      |     |                 |             | Total: | Int1:     | 1:37.56 | (33) |          |       | 3.96               |      |         |       |      |
|      |     |                 |             |        | Int2:     | 2:00.40 | (33) |          |       |                    |      |         |       |      |
|      |     |                 |             |        | Fin:      | 2:17.37 | (37) |          |       |                    |      |         |       |      |
| 37   | 36  | SLJIVIC Marko   | BIH         | Run 1: | Int1:     | 29.45   | (38) | I1-I2:   | 23.00 | (39)               | 1.41 |         |       |      |
|      |     |                 |             |        | Int2:     | 52.45   | (39) |          |       |                    |      | I2-Fin: | 15.79 | (37) |
|      |     |                 |             |        | Fin:      | 1:08.24 | (37) |          |       |                    |      |         |       |      |
|      |     |                 |             | Run 2: | Int1:     | 30.42   | (50) | I1-I2:   | 22.83 | (29)               | 1.69 |         |       |      |
|      |     |                 |             |        | Int2:     | 53.25   | (40) |          |       |                    |      | I2-Fin: | 15.88 | (24) |
|      |     |                 |             |        | Fin:      | 1:09.13 | (38) |          |       |                    |      |         |       |      |
|      |     |                 |             | Total: | Int1:     | 1:38.66 | (42) |          |       | 5.06               |      |         |       |      |
|      |     |                 |             |        | Int2:     | 2:01.49 | (39) |          |       |                    |      |         |       |      |
|      |     |                 |             |        | Fin:      | 2:17.37 | (37) |          |       |                    |      |         |       |      |
| 39   | 30  | BIRAN Itamar    | ISR         | Run 1: | Int1:     | 29.88   | (57) | I1-I2:   | 22.71 | (32)               | 1.84 |         |       |      |
|      |     |                 |             |        | Int2:     | 52.59   | (42) |          |       |                    |      | I2-Fin: | 15.55 | (30) |
|      |     |                 |             |        | Fin:      | 1:08.14 | (36) |          |       |                    |      |         |       |      |
|      |     |                 |             | Run 2: | Int1:     | 30.41   | (49) | I1-I2:   | 22.86 | (32)               | 1.68 |         |       |      |
|      |     |                 |             |        | Int2:     | 53.27   | (42) |          |       |                    |      | I2-Fin: | 16.04 | (32) |
|      |     |                 |             |        | Fin:      | 1:09.31 | (40) |          |       |                    |      |         |       |      |
|      |     |                 |             | Total: | Int1:     | 1:38.55 | (41) |          |       | 4.95               |      |         |       |      |
|      |     |                 |             |        | Int2:     | 2:01.41 | (38) |          |       |                    |      |         |       |      |
|      |     |                 |             |        | Fin:      | 2:17.45 | (39) |          |       |                    |      |         |       |      |

Number of Competitors: 108 Number of NSA: 55

| Rank | Bib | Name<br>Ski                    | NSA<br>Code | Pos    | Positions |         |      | Partials |       | Difference<br>Time |      |         |       |      |      |
|------|-----|--------------------------------|-------------|--------|-----------|---------|------|----------|-------|--------------------|------|---------|-------|------|------|
|      |     |                                |             |        | Time      | Rank    | Pos  | Time     | Rank  |                    |      |         |       |      |      |
| 40   | 22  | SIMARI BIRKNER Cristian Javier | ARG         | Run 1: | Int1:     | 28.84   | (12) | I1-I2:   | 22.86 | (35)               | 1.82 |         |       |      |      |
|      |     |                                |             |        | Int2:     | 51.70   | (27) |          |       |                    |      | I2-Fin: | 17.34 | (86) | 4.32 |
|      |     |                                |             |        | Fin:      | 1:09.04 | (44) |          |       |                    |      |         |       |      |      |
|      |     |                                |             | Run 2: | Int1:     | 29.44   | (26) | I1-I2:   | 23.19 | (39)               | 0.71 |         |       |      |      |
|      |     |                                |             |        | Int2:     | 52.63   | (35) |          |       |                    |      | I2-Fin: | 15.87 | (23) | 1.52 |
|      |     |                                |             |        | Fin:      | 1:08.50 | (33) |          |       |                    |      |         |       |      |      |
|      |     |                                |             | Total: | Int1:     | 1:38.48 | (40) |          |       |                    |      | 4.88    |       |      |      |
|      |     |                                |             |        | Int2:     | 2:01.67 | (40) |          |       |                    |      |         | 5.46  |      |      |
|      |     |                                |             |        | Fin:      | 2:17.54 | (40) |          |       |                    |      |         |       |      |      |
| 41   | 64  | HAUKSSON Sigurdur              | ISL         | Run 1: | Int1:     | 29.24   | (31) | I1-I2:   | 23.43 | (50)               | 1.20 |         |       |      |      |
|      |     |                                |             |        | Int2:     | 52.67   | (43) |          |       |                    |      | I2-Fin: | 16.01 | (44) | 2.79 |
|      |     |                                |             |        | Fin:      | 1:08.68 | (43) |          |       |                    |      |         |       |      |      |
|      |     |                                |             | Run 2: | Int1:     | 29.62   | (33) | I1-I2:   | 23.57 | (44)               | 0.89 |         |       |      |      |
|      |     |                                |             |        | Int2:     | 53.19   | (39) |          |       |                    |      | I2-Fin: | 16.60 | (47) | 2.08 |
|      |     |                                |             |        | Fin:      | 1:09.79 | (41) |          |       |                    |      |         |       |      |      |
|      |     |                                |             | Total: | Int1:     | 1:38.30 | (38) |          |       |                    |      | 4.70    |       |      |      |
|      |     |                                |             |        | Int2:     | 2:01.87 | (41) |          |       |                    |      |         | 5.66  |      |      |
|      |     |                                |             |        | Fin:      | 2:18.47 | (41) |          |       |                    |      |         |       |      |      |
| 42   | 45  | SALIHOVIC Eldar                | MNE         | Run 1: | Int1:     | 29.77   | (49) | I1-I2:   | 22.97 | (38)               | 1.73 |         |       |      |      |
|      |     |                                |             |        | Int2:     | 52.74   | (44) |          |       |                    |      | I2-Fin: | 15.87 | (40) | 2.86 |
|      |     |                                |             |        | Fin:      | 1:08.61 | (42) |          |       |                    |      |         |       |      |      |
|      |     |                                |             | Run 2: | Int1:     | 30.34   | (48) | I1-I2:   | 23.78 | (50)               | 1.61 |         |       |      |      |
|      |     |                                |             |        | Int2:     | 54.12   | (47) |          |       |                    |      | I2-Fin: | 16.19 | (39) | 3.01 |
|      |     |                                |             |        | Fin:      | 1:10.31 | (44) |          |       |                    |      |         |       |      |      |
|      |     |                                |             | Total: | Int1:     | 1:38.95 | (43) |          |       |                    |      | 5.35    |       |      |      |
|      |     |                                |             |        | Int2:     | 2:02.73 | (43) |          |       |                    |      |         | 6.52  |      |      |
|      |     |                                |             |        | Fin:      | 2:18.92 | (42) |          |       |                    |      |         |       |      |      |
| 43   | 49  | OSCH Matthieu                  | LUX         | Run 1: | Int1:     | 29.13   | (25) | I1-I2:   | 23.41 | (49)               | 1.09 |         |       |      |      |
|      |     |                                |             |        | Int2:     | 52.54   | (41) |          |       |                    |      | I2-Fin: | 15.72 | (35) | 2.66 |
|      |     |                                |             |        | Fin:      | 1:08.26 | (40) |          |       |                    |      |         |       |      |      |
|      |     |                                |             | Run 2: | Int1:     | 30.07   | (43) | I1-I2:   | 23.95 | (54)               | 1.34 |         |       |      |      |
|      |     |                                |             |        | Int2:     | 54.02   | (46) |          |       |                    |      | I2-Fin: | 16.65 | (51) | 2.91 |
|      |     |                                |             |        | Fin:      | 1:10.67 | (47) |          |       |                    |      |         |       |      |      |
|      |     |                                |             | Total: | Int1:     | 1:38.33 | (39) |          |       |                    |      | 4.73    |       |      |      |
|      |     |                                |             |        | Int2:     | 2:02.28 | (42) |          |       |                    |      |         | 6.07  |      |      |
|      |     |                                |             |        | Fin:      | 2:18.93 | (43) |          |       |                    |      |         |       |      |      |
| 44   | 70  | KOVBASNYUK Ivan                | UKR         | Run 1: | Int1:     | 29.71   | (45) | I1-I2:   | 23.24 | (44)               | 1.67 |         |       |      |      |
|      |     |                                |             |        | Int2:     | 52.95   | (45) |          |       |                    |      | I2-Fin: | 16.10 | (48) | 3.07 |
|      |     |                                |             |        | Fin:      | 1:09.05 | (45) |          |       |                    |      |         |       |      |      |
|      |     |                                |             | Run 2: | Int1:     | 30.16   | (45) | I1-I2:   | 23.71 | (48)               | 1.43 |         |       |      |      |
|      |     |                                |             |        | Int2:     | 53.87   | (44) |          |       |                    |      | I2-Fin: | 16.75 | (56) | 2.76 |
|      |     |                                |             |        | Fin:      | 1:10.62 | (46) |          |       |                    |      |         |       |      |      |
|      |     |                                |             | Total: | Int1:     | 1:39.21 | (44) |          |       |                    |      | 5.61    |       |      |      |
|      |     |                                |             |        | Int2:     | 2:02.92 | (45) |          |       |                    |      |         | 6.71  |      |      |
|      |     |                                |             |        | Fin:      | 2:19.67 | (44) |          |       |                    |      |         |       |      |      |

**PERFORMANCE ANALYSIS BY RANK**

Number of Competitors: 108 Number of NSA: 55

| Rank | Bib | Name<br>Ski        | NSA<br>Code | Pos    | Positions |         |      | Partials |       | Difference<br>Time |      |         |       |      |
|------|-----|--------------------|-------------|--------|-----------|---------|------|----------|-------|--------------------|------|---------|-------|------|
|      |     |                    |             |        | Time      | Rank    | Pos  | Time     | Rank  |                    |      |         |       |      |
| 44   | 48  | BOZHINOVSKI Luka   | MKD         | Run 1: | Int1:     | 29.51   | (41) | I1-I2:   | 23.92 | (62)               | 1.47 |         |       |      |
|      |     |                    |             |        | Int2:     | 53.43   | (53) |          |       |                    |      | I2-Fin: | 16.23 | (56) |
|      |     |                    |             |        | Fin:      | 1:09.66 | (52) |          |       |                    |      |         |       |      |
|      |     |                    |             | Run 2: | Int1:     | 29.64   | (34) | I1-I2:   | 23.61 | (46)               | 0.91 |         |       |      |
|      |     |                    |             |        | Int2:     | 53.25   | (40) |          |       |                    |      | I2-Fin: | 16.76 | (57) |
|      |     |                    |             |        | Fin:      | 1:10.01 | (42) |          |       |                    |      |         |       |      |
|      |     |                    |             | Total: | Int1:     | 1:39.30 | (45) |          |       | 5.70               |      |         |       |      |
|      |     |                    |             |        | Int2:     | 2:02.91 | (44) |          |       |                    | 6.70 |         |       |      |
|      |     |                    |             |        | Fin:      | 2:19.67 | (44) |          |       |                    |      |         |       |      |
| 46   | 44  | POETTOZ Michael    | COL         | Run 1: | Int1:     | 29.47   | (39) | I1-I2:   | 23.54 | (54)               | 1.43 |         |       |      |
|      |     |                    |             |        | Int2:     | 53.01   | (46) |          |       |                    |      | I2-Fin: | 16.32 | (61) |
|      |     |                    |             |        | Fin:      | 1:09.33 | (50) |          |       |                    |      |         |       |      |
|      |     |                    |             | Run 2: | Int1:     | 30.25   | (47) | I1-I2:   | 23.74 | (49)               | 1.52 |         |       |      |
|      |     |                    |             |        | Int2:     | 53.99   | (45) |          |       |                    |      | I2-Fin: | 16.44 | (43) |
|      |     |                    |             |        | Fin:      | 1:10.43 | (45) |          |       |                    |      |         |       |      |
|      |     |                    |             | Total: | Int1:     | 1:39.58 | (46) |          |       | 5.98               |      |         |       |      |
|      |     |                    |             |        | Int2:     | 2:03.32 | (46) |          |       |                    | 7.11 |         |       |      |
|      |     |                    |             |        | Fin:      | 2:19.76 | (46) |          |       |                    |      |         |       |      |
| 47   | 68  | JAPARIDZE Besarion | GEO         | Run 1: | Int1:     | 29.92   | (59) | I1-I2:   | 23.35 | (46)               | 1.88 |         |       |      |
|      |     |                    |             |        | Int2:     | 53.27   | (50) |          |       |                    |      | I2-Fin: | 15.81 | (38) |
|      |     |                    |             |        | Fin:      | 1:09.08 | (46) |          |       |                    |      |         |       |      |
|      |     |                    |             | Run 2: | Int1:     | 30.94   | (64) | I1-I2:   | 23.33 | (41)               | 2.21 |         |       |      |
|      |     |                    |             |        | Int2:     | 54.27   | (48) |          |       |                    |      | I2-Fin: | 16.44 | (43) |
|      |     |                    |             |        | Fin:      | 1:10.71 | (48) |          |       |                    |      |         |       |      |
|      |     |                    |             | Total: | Int1:     | 1:40.02 | (50) |          |       | 6.42               |      |         |       |      |
|      |     |                    |             |        | Int2:     | 2:03.35 | (47) |          |       |                    | 7.14 |         |       |      |
|      |     |                    |             |        | Fin:      | 2:19.79 | (47) |          |       |                    |      |         |       |      |
| 48   | 75  | MAROTY Matyas      | HUN         | Run 1: | Int1:     | 29.74   | (47) | I1-I2:   | 23.37 | (48)               | 1.70 |         |       |      |
|      |     |                    |             |        | Int2:     | 53.11   | (48) |          |       |                    |      | I2-Fin: | 16.11 | (49) |
|      |     |                    |             |        | Fin:      | 1:09.22 | (48) |          |       |                    |      |         |       |      |
|      |     |                    |             | Run 2: | Int1:     | 30.62   | (54) | I1-I2:   | 23.91 | (52)               | 1.89 |         |       |      |
|      |     |                    |             |        | Int2:     | 54.53   | (52) |          |       |                    |      | I2-Fin: | 16.37 | (42) |
|      |     |                    |             |        | Fin:      | 1:10.90 | (50) |          |       |                    |      |         |       |      |
|      |     |                    |             | Total: | Int1:     | 1:39.84 | (47) |          |       | 6.24               |      |         |       |      |
|      |     |                    |             |        | Int2:     | 2:03.75 | (49) |          |       |                    | 7.54 |         |       |      |
|      |     |                    |             |        | Fin:      | 2:20.12 | (48) |          |       |                    |      |         |       |      |
| 49   | 35  | ANTONIOU Ioannis   | GRE         | Run 1: | Int1:     | 29.80   | (50) | I1-I2:   | 23.84 | (60)               | 1.76 |         |       |      |
|      |     |                    |             |        | Int2:     | 53.64   | (55) |          |       |                    |      | I2-Fin: | 16.30 | (60) |
|      |     |                    |             |        | Fin:      | 1:09.94 | (54) |          |       |                    |      |         |       |      |
|      |     |                    |             | Run 2: | Int1:     | 29.90   | (40) | I1-I2:   | 23.60 | (45)               | 1.17 |         |       |      |
|      |     |                    |             |        | Int2:     | 53.50   | (43) |          |       |                    |      | I2-Fin: | 16.71 | (53) |
|      |     |                    |             |        | Fin:      | 1:10.21 | (43) |          |       |                    |      |         |       |      |
|      |     |                    |             | Total: | Int1:     | 1:39.84 | (47) |          |       | 6.24               |      |         |       |      |
|      |     |                    |             |        | Int2:     | 2:03.44 | (48) |          |       |                    | 7.23 |         |       |      |
|      |     |                    |             |        | Fin:      | 2:20.15 | (49) |          |       |                    |      |         |       |      |

**PERFORMANCE ANALYSIS BY RANK**

Number of Competitors: 108 Number of NSA: 55

| Rank | Bib | Name<br>Ski       | NSA<br>Code | Pos    | Positions |         | Partials |         | Difference<br>Time |      |      |
|------|-----|-------------------|-------------|--------|-----------|---------|----------|---------|--------------------|------|------|
|      |     |                   |             |        | Time      | Rank    | Pos      | Time    |                    | Rank |      |
| 50   | 50  | CHERTSIN Daniil   | BLR         | Run 1: | Int1:     | 29.80   | (50)     | I1-I2:  | 23.77              | (58) | 1.76 |
|      |     |                   |             |        | Int2:     | 53.57   | (54)     | I2-Fin: | 15.95              | (42) | 3.69 |
|      |     |                   |             |        | Fin:      | 1:09.52 | (51)     |         |                    |      | 4.80 |
|      |     |                   |             | Run 2: | Int1:     | 30.57   | (52)     | I1-I2:  | 23.82              | (51) | 1.84 |
|      |     |                   |             |        | Int2:     | 54.39   | (50)     | I2-Fin: | 16.58              | (46) | 3.28 |
|      |     |                   |             |        | Fin:      | 1:10.97 | (51)     |         |                    |      | 4.54 |
|      |     |                   |             | Total: | Int1:     | 1:40.09 | (51)     |         |                    |      | 6.49 |
|      |     |                   |             |        | Int2:     | 2:03.91 | (51)     |         |                    |      | 7.70 |
|      |     |                   |             |        | Fin:      | 2:20.49 | (50)     |         |                    |      | 8.44 |
| 51   | 51  | KUCHIN Zakhar     | KAZ         | Run 1: | Int1:     | 30.69   | (80)     | I1-I2:  | 23.36              | (47) | 2.65 |
|      |     |                   |             |        | Int2:     | 54.05   | (61)     | I2-Fin: | 16.01              | (44) | 4.17 |
|      |     |                   |             |        | Fin:      | 1:10.06 | (57)     |         |                    |      | 5.34 |
|      |     |                   |             | Run 2: | Int1:     | 30.84   | (63)     | I1-I2:  | 23.54              | (43) | 2.11 |
|      |     |                   |             |        | Int2:     | 54.38   | (49)     | I2-Fin: | 16.34              | (41) | 3.27 |
|      |     |                   |             |        | Fin:      | 1:10.72 | (49)     |         |                    |      | 4.29 |
|      |     |                   |             | Total: | Int1:     | 1:40.90 | (56)     |         |                    |      | 7.30 |
|      |     |                   |             |        | Int2:     | 2:04.44 | (53)     |         |                    |      | 8.23 |
|      |     |                   |             |        | Fin:      | 2:20.78 | (51)     |         |                    |      | 8.73 |
| 52   | 52  | BARBU Alexandru   | ROU         | Run 1: | Int1:     | 29.51   | (41)     | I1-I2:  | 23.82              | (59) | 1.47 |
|      |     |                   |             |        | Int2:     | 53.33   | (51)     | I2-Fin: | 16.40              | (64) | 3.45 |
|      |     |                   |             |        | Fin:      | 1:09.73 | (53)     |         |                    |      | 5.01 |
|      |     |                   |             | Run 2: | Int1:     | 30.14   | (44)     | I1-I2:  | 24.28              | (58) | 1.41 |
|      |     |                   |             |        | Int2:     | 54.42   | (51)     | I2-Fin: | 16.88              | (64) | 3.31 |
|      |     |                   |             |        | Fin:      | 1:11.30 | (53)     |         |                    |      | 4.87 |
|      |     |                   |             | Total: | Int1:     | 1:39.87 | (49)     |         |                    |      | 6.27 |
|      |     |                   |             |        | Int2:     | 2:04.15 | (52)     |         |                    |      | 7.94 |
|      |     |                   |             |        | Fin:      | 2:21.03 | (52)     |         |                    |      | 8.98 |
| 53   | 74  | ZHANG Yangming    | CHN         | Run 1: | Int1:     | 29.57   | (43)     | I1-I2:  | 23.47              | (50) | 1.53 |
|      |     |                   |             |        | Int2:     | 53.04   | (47)     | I2-Fin: | 16.11              | (49) | 3.16 |
|      |     |                   |             |        | Fin:      | 1:09.15 | (47)     |         |                    |      | 4.43 |
|      |     |                   |             | Run 2: | Int1:     | 31.22   | (72)     | I1-I2:  | 23.50              | (42) | 2.49 |
|      |     |                   |             |        | Int2:     | 54.72   | (57)     | I2-Fin: | 17.29              | (79) | 3.61 |
|      |     |                   |             |        | Fin:      | 1:12.01 | (58)     |         |                    |      | 5.58 |
|      |     |                   |             | Total: | Int1:     | 1:40.37 | (52)     |         |                    |      | 6.77 |
|      |     |                   |             |        | Int2:     | 2:03.87 | (50)     |         |                    |      | 7.66 |
|      |     |                   |             |        | Fin:      | 2:21.16 | (53)     |         |                    |      | 9.11 |
| 54   | 78  | TUKHTAEV Komiljon | UZB         | Run 1: | Int1:     | 30.13   | (64)     | I1-I2:  | 23.12              | (43) | 2.09 |
|      |     |                   |             |        | Int2:     | 53.25   | (49)     | I2-Fin: | 16.07              | (47) | 3.37 |
|      |     |                   |             |        | Fin:      | 1:09.32 | (49)     |         |                    |      | 4.60 |
|      |     |                   |             | Run 2: | Int1:     | 31.47   | (81)     | I1-I2:  | 24.09              | (55) | 2.74 |
|      |     |                   |             |        | Int2:     | 55.56   | (67)     | I2-Fin: | 16.64              | (50) | 4.45 |
|      |     |                   |             |        | Fin:      | 1:12.20 | (62)     |         |                    |      | 5.77 |
|      |     |                   |             | Total: | Int1:     | 1:40.79 | (54)     |         |                    |      | 7.19 |
|      |     |                   |             |        | Int2:     | 2:04.88 | (54)     |         |                    |      | 8.67 |
|      |     |                   |             |        | Fin:      | 2:21.52 | (54)     |         |                    |      | 9.47 |

**PERFORMANCE ANALYSIS BY RANK**

Number of Competitors: 108 Number of NSA: 55

| Rank | Bib | Name<br>Ski        | NSA<br>Code | Pos    | Positions |         |      | Partials |       | Difference<br>Time |      |         |       |      |
|------|-----|--------------------|-------------|--------|-----------|---------|------|----------|-------|--------------------|------|---------|-------|------|
|      |     |                    |             |        | Time      | Rank    | Pos  | Time     | Rank  |                    |      |         |       |      |
| 55   | 98  | TOLA Erjon         | ALB         | Run 1: | Int1:     | 30.17   | (67) | I1-I2:   | 23.94 | (63)               | 2.13 |         |       |      |
|      |     |                    |             |        | Int2:     | 54.11   | (63) |          |       |                    |      | I2-Fin: | 16.25 | (58) |
|      |     |                    |             |        | Fin:      | 1:10.36 | (62) |          |       |                    |      |         |       |      |
|      |     |                    |             | Run 2: | Int1:     | 30.68   | (56) | I1-I2:   | 23.91 | (52)               | 1.95 |         |       |      |
|      |     |                    |             |        | Int2:     | 54.59   | (53) |          |       |                    |      | I2-Fin: | 16.61 | (49) |
|      |     |                    |             |        | Fin:      | 1:11.20 | (52) |          |       |                    |      |         |       |      |
|      |     |                    |             | Total: | Int1:     | 1:41.04 | (59) |          |       |                    | 7.44 |         |       |      |
|      |     |                    |             |        | Int2:     | 2:04.95 | (55) |          |       |                    |      |         |       |      |
|      |     |                    |             |        | Fin:      | 2:21.56 | (55) |          |       |                    |      |         |       |      |
| 56   | 69  | DANOV Sergey       | KAZ         | Run 1: | Int1:     | 29.96   | (60) | I1-I2:   | 23.97 | (65)               | 1.92 |         |       |      |
|      |     |                    |             |        | Int2:     | 53.93   | (59) |          |       |                    |      | I2-Fin: | 16.16 | (55) |
|      |     |                    |             |        | Fin:      | 1:10.09 | (58) |          |       |                    |      |         |       |      |
|      |     |                    |             | Run 2: | Int1:     | 30.72   | (57) | I1-I2:   | 24.45 | (61)               | 1.99 |         |       |      |
|      |     |                    |             |        | Int2:     | 55.17   | (59) |          |       |                    |      | I2-Fin: | 16.50 | (45) |
|      |     |                    |             |        | Fin:      | 1:11.67 | (56) |          |       |                    |      |         |       |      |
|      |     |                    |             | Total: | Int1:     | 1:40.81 | (55) |          |       |                    | 7.21 |         |       |      |
|      |     |                    |             |        | Int2:     | 2:05.26 | (56) |          |       |                    |      |         |       |      |
|      |     |                    |             |        | Fin:      | 2:21.76 | (56) |          |       |                    |      |         |       |      |
| 57   | 73  | TAHIRI Albin       | KOS         | Run 1: | Int1:     | 30.16   | (66) | I1-I2:   | 24.01 | (67)               | 2.12 |         |       |      |
|      |     |                    |             |        | Int2:     | 54.17   | (66) |          |       |                    |      | I2-Fin: | 16.55 | (68) |
|      |     |                    |             |        | Fin:      | 1:10.72 | (67) |          |       |                    |      |         |       |      |
|      |     |                    |             | Run 2: | Int1:     | 30.46   | (51) | I1-I2:   | 24.16 | (56)               | 1.73 |         |       |      |
|      |     |                    |             |        | Int2:     | 54.62   | (54) |          |       |                    |      | I2-Fin: | 16.77 | (58) |
|      |     |                    |             |        | Fin:      | 1:11.39 | (54) |          |       |                    |      |         |       |      |
|      |     |                    |             | Total: | Int1:     | 1:41.18 | (60) |          |       |                    | 7.58 |         |       |      |
|      |     |                    |             |        | Int2:     | 2:05.34 | (57) |          |       |                    |      |         |       |      |
|      |     |                    |             |        | Fin:      | 2:22.11 | (57) |          |       |                    |      |         |       |      |
| 58   | 82  | LOSS Daniels       | LAT         | Run 1: | Int1:     | 30.24   | (69) | I1-I2:   | 23.91 | (61)               | 2.20 |         |       |      |
|      |     |                    |             |        | Int2:     | 54.15   | (65) |          |       |                    |      | I2-Fin: | 16.11 | (49) |
|      |     |                    |             |        | Fin:      | 1:10.26 | (59) |          |       |                    |      |         |       |      |
|      |     |                    |             | Run 2: | Int1:     | 31.00   | (66) | I1-I2:   | 24.42 | (60)               | 2.27 |         |       |      |
|      |     |                    |             |        | Int2:     | 55.42   | (65) |          |       |                    |      | I2-Fin: | 16.72 | (54) |
|      |     |                    |             |        | Fin:      | 1:12.14 | (61) |          |       |                    |      |         |       |      |
|      |     |                    |             | Total: | Int1:     | 1:41.26 | (61) |          |       |                    | 7.66 |         |       |      |
|      |     |                    |             |        | Int2:     | 2:05.68 | (61) |          |       |                    |      |         |       |      |
|      |     |                    |             |        | Fin:      | 2:22.40 | (58) |          |       |                    |      |         |       |      |
| 59   | 59  | DJORDJEVIC Mihajlo | SRB         | Run 1: | Int1:     | 29.85   | (53) | I1-I2:   | 24.23 | (70)               | 1.81 |         |       |      |
|      |     |                    |             |        | Int2:     | 54.08   | (62) |          |       |                    |      | I2-Fin: | 16.46 | (66) |
|      |     |                    |             |        | Fin:      | 1:10.54 | (65) |          |       |                    |      |         |       |      |
|      |     |                    |             | Run 2: | Int1:     | 30.73   | (58) | I1-I2:   | 24.34 | (59)               | 2.00 |         |       |      |
|      |     |                    |             |        | Int2:     | 55.07   | (58) |          |       |                    |      | I2-Fin: | 17.02 | (70) |
|      |     |                    |             |        | Fin:      | 1:12.09 | (59) |          |       |                    |      |         |       |      |
|      |     |                    |             | Total: | Int1:     | 1:41.27 | (62) |          |       |                    | 7.67 |         |       |      |
|      |     |                    |             |        | Int2:     | 2:05.61 | (59) |          |       |                    |      |         |       |      |
|      |     |                    |             |        | Fin:      | 2:22.63 | (59) |          |       |                    |      |         |       |      |



**PERFORMANCE ANALYSIS BY RANK**

Number of Competitors: 108 Number of NSA: 55

| Rank | Bib | Name<br>Ski           | NSA<br>Code | Positions |       |         | Partials |         | Difference<br>Time |      |       |
|------|-----|-----------------------|-------------|-----------|-------|---------|----------|---------|--------------------|------|-------|
|      |     |                       |             | Pos       | Time  | Rank    | Pos      | Time    |                    | Rank |       |
| 60   | 54  | ZLATKOVIC Veselin     | SRB         | Run 1:    | Int1: | 30.68   | (79)     | I1-I2:  | 23.52              | (52) | 2.64  |
|      |     |                       |             |           | Int2: | 54.20   | (67)     | I2-Fin: | 16.13              | (53) | 4.32  |
|      |     |                       |             |           | Fin:  | 1:10.33 | (61)     |         |                    |      | 5.61  |
|      |     |                       |             | Run 2:    | Int1: | 31.25   | (73)     | I1-I2:  | 24.18              | (57) | 2.52  |
|      |     |                       |             |           | Int2: | 55.43   | (66)     | I2-Fin: | 17.01              | (69) | 4.32  |
|      |     |                       |             |           | Fin:  | 1:12.44 | (66)     |         |                    |      | 6.01  |
|      |     |                       |             | Total:    | Int1: | 1:41.58 | (65)     |         |                    |      | 7.98  |
|      |     |                       |             |           | Int2: | 2:05.76 | (63)     |         |                    |      | 9.55  |
|      |     |                       |             |           | Fin:  | 2:22.77 | (60)     |         |                    |      | 10.72 |
| 61   | 56  | SAVEH SHEMSHAKI Porya | IRI         | Run 1:    | Int1: | 30.06   | (62)     | I1-I2:  | 23.75              | (57) | 2.02  |
|      |     |                       |             |           | Int2: | 53.81   | (58)     | I2-Fin: | 16.24              | (57) | 3.93  |
|      |     |                       |             |           | Fin:  | 1:10.05 | (56)     |         |                    |      | 5.33  |
|      |     |                       |             | Run 2:    | Int1: | 30.97   | (65)     | I1-I2:  | 24.66              | (68) | 2.24  |
|      |     |                       |             |           | Int2: | 55.63   | (69)     | I2-Fin: | 17.13              | (73) | 4.52  |
|      |     |                       |             |           | Fin:  | 1:12.76 | (72)     |         |                    |      | 6.33  |
|      |     |                       |             | Total:    | Int1: | 1:41.02 | (57)     |         |                    |      | 7.42  |
|      |     |                       |             |           | Int2: | 2:05.68 | (61)     |         |                    |      | 9.47  |
|      |     |                       |             |           | Fin:  | 2:22.81 | (61)     |         |                    |      | 10.76 |
| 62   | 86  | BLAAFALK Bastian      | DEN         | Run 1:    | Int1: | 30.15   | (65)     | I1-I2:  | 24.14              | (69) | 2.11  |
|      |     |                       |             |           | Int2: | 54.29   | (69)     | I2-Fin: | 16.37              | (63) | 4.41  |
|      |     |                       |             |           | Fin:  | 1:10.66 | (66)     |         |                    |      | 5.94  |
|      |     |                       |             | Run 2:    | Int1: | 30.74   | (59)     | I1-I2:  | 24.60              | (66) | 2.01  |
|      |     |                       |             |           | Int2: | 55.34   | (61)     | I2-Fin: | 16.86              | (63) | 4.23  |
|      |     |                       |             |           | Fin:  | 1:12.20 | (62)     |         |                    |      | 5.77  |
|      |     |                       |             | Total:    | Int1: | 1:41.40 | (63)     |         |                    |      | 7.80  |
|      |     |                       |             |           | Int2: | 2:06.00 | (64)     |         |                    |      | 9.79  |
|      |     |                       |             |           | Fin:  | 2:22.86 | (62)     |         |                    |      | 10.81 |
| 63   | 63  | XU Mingfu             | CHN         | Run 1:    | Int1: | 30.17   | (67)     | I1-I2:  | 24.08              | (68) | 2.13  |
|      |     |                       |             |           | Int2: | 54.25   | (68)     | I2-Fin: | 16.12              | (52) | 4.37  |
|      |     |                       |             |           | Fin:  | 1:10.37 | (63)     |         |                    |      | 5.65  |
|      |     |                       |             | Run 2:    | Int1: | 31.26   | (74)     | I1-I2:  | 24.53              | (63) | 2.53  |
|      |     |                       |             |           | Int2: | 55.79   | (70)     | I2-Fin: | 16.78              | (60) | 4.68  |
|      |     |                       |             |           | Fin:  | 1:12.57 | (67)     |         |                    |      | 6.14  |
|      |     |                       |             | Total:    | Int1: | 1:41.63 | (67)     |         |                    |      | 8.03  |
|      |     |                       |             |           | Int2: | 2:06.16 | (65)     |         |                    |      | 9.95  |
|      |     |                       |             |           | Fin:  | 2:22.94 | (63)     |         |                    |      | 10.89 |
| 64   | 76  | TSIBELENGO Levko      | UKR         | Run 1:    | Int1: | 29.86   | (55)     | I1-I2:  | 23.52              | (52) | 1.82  |
|      |     |                       |             |           | Int2: | 53.38   | (52)     | I2-Fin: | 16.89              | (80) | 3.50  |
|      |     |                       |             |           | Fin:  | 1:10.27 | (60)     |         |                    |      | 5.55  |
|      |     |                       |             | Run 2:    | Int1: | 30.76   | (60)     | I1-I2:  | 24.61              | (67) | 2.03  |
|      |     |                       |             |           | Int2: | 55.37   | (63)     | I2-Fin: | 17.34              | (82) | 4.26  |
|      |     |                       |             |           | Fin:  | 1:12.71 | (71)     |         |                    |      | 6.28  |
|      |     |                       |             | Total:    | Int1: | 1:41.03 | (58)     |         |                    |      | 7.43  |
|      |     |                       |             |           | Int2: | 2:05.64 | (60)     |         |                    |      | 9.43  |
|      |     |                       |             |           | Fin:  | 2:22.98 | (64)     |         |                    |      | 10.93 |

Number of Competitors: 108 Number of NSA: 55

| Rank | Bib | Name<br>Ski         | NSA<br>Code | Pos    | Positions |         |      | Partials |       | Difference<br>Time |      |         |       |       |      |
|------|-----|---------------------|-------------|--------|-----------|---------|------|----------|-------|--------------------|------|---------|-------|-------|------|
|      |     |                     |             |        | Time      | Rank    | Pos  | Time     | Rank  |                    |      |         |       |       |      |
| 65   | 91  | KATSANIS Athanasios | GRE         | Run 1: | Int1:     | 29.81   | (52) | I1-I2:   | 24.32 | (75)               | 1.77 |         |       |       |      |
|      |     |                     |             |        | Int2:     | 54.13   | (64) |          |       |                    |      | I2-Fin: | 16.86 | (78)  | 4.25 |
|      |     |                     |             |        | Fin:      | 1:10.99 | (70) |          |       |                    |      |         |       |       |      |
|      |     |                     |             | Run 2: | Int1:     | 30.60   | (53) | I1-I2:   | 24.68 | (69)               | 1.87 |         |       |       |      |
|      |     |                     |             |        | Int2:     | 55.28   | (60) |          |       |                    |      | I2-Fin: | 16.72 | (54)  | 4.17 |
|      |     |                     |             |        | Fin:      | 1:12.00 | (57) |          |       |                    |      |         |       |       |      |
|      |     |                     |             | Total: | Int1:     | 1:41.59 | (66) |          |       |                    |      | 7.99    |       |       |      |
|      |     |                     |             |        | Int2:     | 2:06.27 | (66) |          |       |                    |      |         | 10.06 |       |      |
|      |     |                     |             |        | Fin:      | 2:22.99 | (65) |          |       |                    |      |         |       | 10.94 |      |
| 66   | 113 | DEHARI Dardan       | MKD         | Run 1: | Int1:     | 29.15   | (27) | I1-I2:   | 24.59 | (79)               | 1.11 |         |       |       |      |
|      |     |                     |             |        | Int2:     | 53.74   | (56) |          |       |                    |      | I2-Fin: | 17.10 | (82)  | 3.86 |
|      |     |                     |             |        | Fin:      | 1:10.84 | (68) |          |       |                    |      |         |       |       |      |
|      |     |                     |             | Run 2: | Int1:     | 29.86   | (39) | I1-I2:   | 24.85 | (71)               | 1.13 |         |       |       |      |
|      |     |                     |             |        | Int2:     | 54.71   | (56) |          |       |                    |      | I2-Fin: | 17.58 | (87)  | 3.60 |
|      |     |                     |             |        | Fin:      | 1:12.29 | (64) |          |       |                    |      |         |       |       |      |
|      |     |                     |             | Total: | Int1:     | 1:40.70 | (53) |          |       |                    |      | 7.10    |       |       |      |
|      |     |                     |             |        | Int2:     | 2:05.55 | (58) |          |       |                    |      |         | 9.34  |       |      |
|      |     |                     |             |        | Fin:      | 2:23.13 | (66) |          |       |                    |      |         |       | 11.08 |      |
| 67   | 67  | JAFARI Seyedmorteza | IRI         | Run 1: | Int1:     | 30.25   | (70) | I1-I2:   | 24.72 | (83)               | 2.21 |         |       |       |      |
|      |     |                     |             |        | Int2:     | 54.97   | (79) |          |       |                    |      | I2-Fin: | 16.40 | (64)  | 5.09 |
|      |     |                     |             |        | Fin:      | 1:11.37 | (73) |          |       |                    |      |         |       |       |      |
|      |     |                     |             | Run 2: | Int1:     | 30.17   | (46) | I1-I2:   | 25.23 | (81)               | 1.44 |         |       |       |      |
|      |     |                     |             |        | Int2:     | 55.40   | (64) |          |       |                    |      | I2-Fin: | 16.70 | (52)  | 4.29 |
|      |     |                     |             |        | Fin:      | 1:12.10 | (60) |          |       |                    |      |         |       |       |      |
|      |     |                     |             | Total: | Int1:     | 1:41.54 | (64) |          |       |                    |      | 7.94    |       |       |      |
|      |     |                     |             |        | Int2:     | 2:06.77 | (68) |          |       |                    |      |         | 10.56 |       |      |
|      |     |                     |             |        | Fin:      | 2:23.47 | (67) |          |       |                    |      |         |       | 11.42 |      |
| 68   | 42  | TZIOVAS Nikolaos    | GRE         | Run 1: | Int1:     | 32.63   | (97) | I1-I2:   | 23.30 | (45)               | 4.59 |         |       |       |      |
|      |     |                     |             |        | Int2:     | 55.93   | (83) |          |       |                    |      | I2-Fin: | 16.29 | (59)  | 6.05 |
|      |     |                     |             |        | Fin:      | 1:12.22 | (80) |          |       |                    |      |         |       |       |      |
|      |     |                     |             | Run 2: | Int1:     | 31.05   | (68) | I1-I2:   | 23.63 | (47)               | 2.32 |         |       |       |      |
|      |     |                     |             |        | Int2:     | 54.68   | (55) |          |       |                    |      | I2-Fin: | 16.78 | (60)  | 3.57 |
|      |     |                     |             |        | Fin:      | 1:11.46 | (55) |          |       |                    |      |         |       |       |      |
|      |     |                     |             | Total: | Int1:     | 1:43.27 | (79) |          |       |                    |      | 9.67    |       |       |      |
|      |     |                     |             |        | Int2:     | 2:06.90 | (69) |          |       |                    |      |         | 10.69 |       |      |
|      |     |                     |             |        | Fin:      | 2:23.68 | (68) |          |       |                    |      |         |       | 11.63 |      |
| 69   | 72  | CHERTSIN Uladzislau | BLR         | Run 1: | Int1:     | 29.89   | (58) | I1-I2:   | 24.86 | (84)               | 1.85 |         |       |       |      |
|      |     |                     |             |        | Int2:     | 54.75   | (75) |          |       |                    |      | I2-Fin: | 16.57 | (69)  | 4.87 |
|      |     |                     |             |        | Fin:      | 1:11.32 | (72) |          |       |                    |      |         |       |       |      |
|      |     |                     |             | Run 2: | Int1:     | 30.80   | (62) | I1-I2:   | 24.81 | (70)               | 2.07 |         |       |       |      |
|      |     |                     |             |        | Int2:     | 55.61   | (68) |          |       |                    |      | I2-Fin: | 16.80 | (62)  | 4.50 |
|      |     |                     |             |        | Fin:      | 1:12.41 | (65) |          |       |                    |      |         |       |       |      |
|      |     |                     |             | Total: | Int1:     | 1:42.12 | (69) |          |       |                    |      | 8.52    |       |       |      |
|      |     |                     |             |        | Int2:     | 2:06.93 | (70) |          |       |                    |      |         | 10.72 |       |      |
|      |     |                     |             |        | Fin:      | 2:23.73 | (69) |          |       |                    |      |         |       | 11.68 |      |

**PERFORMANCE ANALYSIS BY RANK**

Number of Competitors: 108 Number of NSA: 55

| Rank | Bib | Name<br>Ski      | NSA<br>Code | Pos    | Positions |         |      | Partials |       | Difference<br>Time |       |         |       |      |
|------|-----|------------------|-------------|--------|-----------|---------|------|----------|-------|--------------------|-------|---------|-------|------|
|      |     |                  |             |        | Time      | Rank    | Pos  | Time     | Rank  |                    |       |         |       |      |
| 70   | 102 | MARIICHYN Andriy | UKR         | Run 1: | Int1:     | 30.03   | (61) | I1-I2:   | 23.72 | (56)               | 1.99  |         |       |      |
|      |     |                  |             |        | Int2:     | 53.75   | (57) |          |       |                    |       | I2-Fin: | 16.74 | (75) |
|      |     |                  |             |        | Fin:      | 1:10.49 | (64) |          |       |                    |       |         |       |      |
|      |     |                  |             | Run 2: | Int1:     | 31.18   | (70) | I1-I2:   | 24.95 | (73)               | 2.45  |         |       |      |
|      |     |                  |             |        | Int2:     | 56.13   | (75) |          |       |                    |       | I2-Fin: | 17.20 | (76) |
|      |     |                  |             |        | Fin:      | 1:13.33 | (75) |          |       |                    |       |         |       |      |
|      |     |                  |             | Total: | Int1:     | 1:41.67 | (68) |          |       | 8.07               |       |         |       |      |
|      |     |                  |             |        | Int2:     | 2:06.62 | (67) |          |       |                    | 10.41 |         |       |      |
|      |     |                  |             |        | Fin:      | 2:23.82 | (70) |          |       |                    |       |         |       |      |
| 71   | 77  | ZHANG Xiaosong   | CHN         | Run 1: | Int1:     | 30.12   | (63) | I1-I2:   | 24.62 | (81)               | 2.08  |         |       |      |
|      |     |                  |             |        | Int2:     | 54.74   | (74) |          |       |                    |       | I2-Fin: | 16.85 | (77) |
|      |     |                  |             |        | Fin:      | 1:11.59 | (77) |          |       |                    |       |         |       |      |
|      |     |                  |             | Run 2: | Int1:     | 31.01   | (67) | I1-I2:   | 25.01 | (75)               | 2.28  |         |       |      |
|      |     |                  |             |        | Int2:     | 56.02   | (73) |          |       |                    |       | I2-Fin: | 16.60 | (47) |
|      |     |                  |             |        | Fin:      | 1:12.62 | (69) |          |       |                    |       |         |       |      |
|      |     |                  |             | Total: | Int1:     | 1:42.60 | (71) |          |       | 9.00               |       |         |       |      |
|      |     |                  |             |        | Int2:     | 2:07.61 | (74) |          |       |                    | 11.40 |         |       |      |
|      |     |                  |             |        | Fin:      | 2:24.21 | (71) |          |       |                    |       |         |       |      |
| 72   | 79  | TERZIC Dino      | BIH         | Run 1: | Int1:     | 30.63   | (76) | I1-I2:   | 23.95 | (64)               | 2.59  |         |       |      |
|      |     |                  |             |        | Int2:     | 54.58   | (71) |          |       |                    |       | I2-Fin: | 16.83 | (76) |
|      |     |                  |             |        | Fin:      | 1:11.41 | (74) |          |       |                    |       |         |       |      |
|      |     |                  |             | Run 2: | Int1:     | 31.31   | (77) | I1-I2:   | 24.48 | (62)               | 2.58  |         |       |      |
|      |     |                  |             |        | Int2:     | 55.79   | (70) |          |       |                    |       | I2-Fin: | 17.17 | (75) |
|      |     |                  |             |        | Fin:      | 1:12.96 | (73) |          |       |                    |       |         |       |      |
|      |     |                  |             | Total: | Int1:     | 1:42.72 | (73) |          |       | 9.12               |       |         |       |      |
|      |     |                  |             |        | Int2:     | 2:07.20 | (71) |          |       |                    | 10.99 |         |       |      |
|      |     |                  |             |        | Fin:      | 2:24.37 | (72) |          |       |                    |       |         |       |      |
| 73   | 81  | ALMEIDA Samuel   | POR         | Run 1: | Int1:     | 30.46   | (75) | I1-I2:   | 23.97 | (65)               | 2.42  |         |       |      |
|      |     |                  |             |        | Int2:     | 54.43   | (70) |          |       |                    |       | I2-Fin: | 16.52 | (67) |
|      |     |                  |             |        | Fin:      | 1:10.95 | (69) |          |       |                    |       |         |       |      |
|      |     |                  |             | Run 2: | Int1:     | 31.77   | (84) | I1-I2:   | 24.56 | (64)               | 3.04  |         |       |      |
|      |     |                  |             |        | Int2:     | 56.33   | (76) |          |       |                    |       | I2-Fin: | 17.10 | (72) |
|      |     |                  |             |        | Fin:      | 1:13.43 | (76) |          |       |                    |       |         |       |      |
|      |     |                  |             | Total: | Int1:     | 1:42.72 | (73) |          |       | 9.12               |       |         |       |      |
|      |     |                  |             |        | Int2:     | 2:07.28 | (72) |          |       |                    | 11.07 |         |       |      |
|      |     |                  |             |        | Fin:      | 2:24.38 | (73) |          |       |                    |       |         |       |      |
| 74   | 83  | KOZARIS Filippos | GRE         | Run 1: | Int1:     | 30.26   | (71) | I1-I2:   | 24.63 | (82)               | 2.22  |         |       |      |
|      |     |                  |             |        | Int2:     | 54.89   | (77) |          |       |                    |       | I2-Fin: | 16.61 | (71) |
|      |     |                  |             |        | Fin:      | 1:11.50 | (76) |          |       |                    |       |         |       |      |
|      |     |                  |             | Run 2: | Int1:     | 31.18   | (70) | I1-I2:   | 24.92 | (72)               | 2.45  |         |       |      |
|      |     |                  |             |        | Int2:     | 56.10   | (74) |          |       |                    |       | I2-Fin: | 16.92 | (67) |
|      |     |                  |             |        | Fin:      | 1:13.02 | (74) |          |       |                    |       |         |       |      |
|      |     |                  |             | Total: | Int1:     | 1:42.68 | (72) |          |       | 9.08               |       |         |       |      |
|      |     |                  |             |        | Int2:     | 2:07.60 | (73) |          |       |                    | 11.39 |         |       |      |
|      |     |                  |             |        | Fin:      | 2:24.52 | (74) |          |       |                    |       |         |       |      |

**PERFORMANCE ANALYSIS BY RANK**

Number of Competitors: 108 Number of NSA: 55

| Rank | Bib | Name<br>Ski          | NSA<br>Code | Pos    | Positions |         |      | Partials |       | Difference<br>Time |      |         |       |      |  |
|------|-----|----------------------|-------------|--------|-----------|---------|------|----------|-------|--------------------|------|---------|-------|------|--|
|      |     |                      |             |        | Time      | Rank    | Pos  | Time     | Rank  |                    |      |         |       |      |  |
| 75   | 96  | FENIANOS Naim        | LBN         | Run 1: | Int1:     | 30.69   | (80) | I1-I2:   | 24.46 | (76)               | 2.65 |         |       |      |  |
|      |     |                      |             |        | Int2:     | 55.15   | (81) |          |       |                    |      | I2-Fin: | 17.29 | (85) |  |
|      |     |                      |             |        | Fin:      | 1:12.44 | (83) |          |       |                    |      |         |       |      |  |
|      |     |                      |             | Run 2: | Int1:     | 30.78   | (61) | I1-I2:   | 24.56 | (64)               | 2.05 |         |       |      |  |
|      |     |                      |             |        | Int2:     | 55.34   | (61) |          |       |                    |      | I2-Fin: | 17.23 | (77) |  |
|      |     |                      |             |        | Fin:      | 1:12.57 | (67) |          |       |                    |      |         |       |      |  |
|      |     |                      |             | Total: | Int1:     | 1:43.22 | (77) |          |       |                    |      | 9.62    |       |      |  |
|      |     |                      |             |        | Int2:     | 2:07.78 | (75) |          |       |                    |      |         |       |      |  |
|      |     |                      |             |        | Fin:      | 2:25.01 | (75) |          |       |                    |      |         |       |      |  |
|      |     |                      |             |        |           |         |      |          |       | 12.96              |      |         |       |      |  |
| 76   | 65  | KIA SHEMSHAKI Behnam | IRI         | Run 1: | Int1:     | 30.37   | (73) | I1-I2:   | 24.25 | (72)               | 2.33 |         |       |      |  |
|      |     |                      |             |        | Int2:     | 54.62   | (72) |          |       |                    |      | I2-Fin: | 17.78 | (93) |  |
|      |     |                      |             |        | Fin:      | 1:12.40 | (82) |          |       |                    |      |         |       |      |  |
|      |     |                      |             | Run 2: | Int1:     | 30.66   | (55) | I1-I2:   | 25.22 | (80)               | 1.93 |         |       |      |  |
|      |     |                      |             |        | Int2:     | 55.88   | (72) |          |       |                    |      | I2-Fin: | 16.77 | (58) |  |
|      |     |                      |             |        | Fin:      | 1:12.65 | (70) |          |       |                    |      |         |       |      |  |
|      |     |                      |             | Total: | Int1:     | 1:43.06 | (76) |          |       |                    |      | 9.46    |       |      |  |
|      |     |                      |             |        | Int2:     | 2:08.28 | (78) |          |       |                    |      |         |       |      |  |
|      |     |                      |             |        | Fin:      | 2:25.05 | (76) |          |       |                    |      |         |       |      |  |
|      |     |                      |             |        |           |         |      |          |       | 13.00              |      |         |       |      |  |
| 77   | 84  | KAKKOURAS Giorgos    | CYP         | Run 1: | Int1:     | 30.38   | (74) | I1-I2:   | 24.24 | (71)               | 2.34 |         |       |      |  |
|      |     |                      |             |        | Int2:     | 54.62   | (72) |          |       |                    |      | I2-Fin: | 16.64 | (72) |  |
|      |     |                      |             |        | Fin:      | 1:11.26 | (71) |          |       |                    |      |         |       |      |  |
|      |     |                      |             | Run 2: | Int1:     | 31.31   | (77) | I1-I2:   | 25.48 | (83)               | 2.58 |         |       |      |  |
|      |     |                      |             |        | Int2:     | 56.79   | (81) |          |       |                    |      | I2-Fin: | 17.13 | (73) |  |
|      |     |                      |             |        | Fin:      | 1:13.92 | (80) |          |       |                    |      |         |       |      |  |
|      |     |                      |             | Total: | Int1:     | 1:42.57 | (70) |          |       |                    |      | 8.97    |       |      |  |
|      |     |                      |             |        | Int2:     | 2:08.05 | (77) |          |       |                    |      |         |       |      |  |
|      |     |                      |             |        | Fin:      | 2:25.18 | (77) |          |       |                    |      |         |       |      |  |
|      |     |                      |             |        |           |         |      |          |       | 13.13              |      |         |       |      |  |
| 78   | 87  | DJOKANOVIC Strahinja | BIH         | Run 1: | Int1:     | 29.85   | (53) | I1-I2:   | 24.97 | (86)               | 1.81 |         |       |      |  |
|      |     |                      |             |        | Int2:     | 54.82   | (76) |          |       |                    |      | I2-Fin: | 16.59 | (70) |  |
|      |     |                      |             |        | Fin:      | 1:11.41 | (74) |          |       |                    |      |         |       |      |  |
|      |     |                      |             | Run 2: | Int1:     | 31.39   | (80) | I1-I2:   | 25.09 | (77)               | 2.66 |         |       |      |  |
|      |     |                      |             |        | Int2:     | 56.48   | (78) |          |       |                    |      | I2-Fin: | 17.32 | (80) |  |
|      |     |                      |             |        | Fin:      | 1:13.80 | (79) |          |       |                    |      |         |       |      |  |
|      |     |                      |             | Total: | Int1:     | 1:42.80 | (75) |          |       |                    |      | 9.20    |       |      |  |
|      |     |                      |             |        | Int2:     | 2:07.89 | (76) |          |       |                    |      |         |       |      |  |
|      |     |                      |             |        | Fin:      | 2:25.21 | (78) |          |       |                    |      |         |       |      |  |
|      |     |                      |             |        |           |         |      |          |       | 13.16              |      |         |       |      |  |
| 79   | 62  | TIMOFEEV Evgeniy     | KGZ         | Run 1: | Int1:     | 31.42   | (88) | I1-I2:   | 24.53 | (78)               | 3.38 |         |       |      |  |
|      |     |                      |             |        | Int2:     | 55.95   | (85) |          |       |                    |      | I2-Fin: | 16.36 | (62) |  |
|      |     |                      |             |        | Fin:      | 1:12.31 | (81) |          |       |                    |      |         |       |      |  |
|      |     |                      |             | Run 2: | Int1:     | 31.28   | (75) | I1-I2:   | 25.49 | (84)               | 2.55 |         |       |      |  |
|      |     |                      |             |        | Int2:     | 56.77   | (80) |          |       |                    |      | I2-Fin: | 16.91 | (66) |  |
|      |     |                      |             |        | Fin:      | 1:13.68 | (77) |          |       |                    |      |         |       |      |  |
|      |     |                      |             | Total: | Int1:     | 1:43.59 | (81) |          |       |                    |      | 9.99    |       |      |  |
|      |     |                      |             |        | Int2:     | 2:09.08 | (80) |          |       |                    |      |         |       |      |  |
|      |     |                      |             |        | Fin:      | 2:25.99 | (79) |          |       |                    |      |         |       |      |  |
|      |     |                      |             |        |           |         |      |          |       | 13.94              |      |         |       |      |  |

Number of Competitors: 108 Number of NSA: 55

| Rank | Bib | Name<br>Ski            | NSA<br>Code | Pos    | Positions |         |      | Partials |       | Difference<br>Time |       |         |       |      |
|------|-----|------------------------|-------------|--------|-----------|---------|------|----------|-------|--------------------|-------|---------|-------|------|
|      |     |                        |             |        | Time      | Rank    | Pos  | Time     | Rank  |                    |       |         |       |      |
| 80   | 93  | ARNOUK Cesar           | LBN         | Run 1: | Int1:     | 30.87   | (82) | I1-I2:   | 24.27 | (74)               | 2.83  |         |       |      |
|      |     |                        |             |        | Int2:     | 55.14   | (80) |          |       |                    |       | I2-Fin: | 16.72 | (73) |
|      |     |                        |             |        | Fin:      | 1:11.86 | (78) |          |       |                    |       |         |       |      |
|      |     |                        |             | Run 2: | Int1:     | 31.36   | (79) | I1-I2:   | 25.09 | (77)               | 2.63  |         |       |      |
|      |     |                        |             |        | Int2:     | 56.45   | (77) |          |       |                    |       | I2-Fin: | 17.70 | (88) |
|      |     |                        |             |        | Fin:      | 1:14.15 | (82) |          |       |                    |       |         |       |      |
|      |     |                        |             | Total: | Int1:     | 1:43.22 | (77) |          |       | 9.62               |       |         |       |      |
|      |     |                        |             |        | Int2:     | 2:08.31 | (79) |          |       |                    | 12.10 |         |       |      |
|      |     |                        |             |        | Fin:      | 2:26.01 | (80) |          |       |                    |       | 13.96   |       |      |
| 81   | 88  | EIPHANIOU Andreas      | CYP         | Run 1: | Int1:     | 31.32   | (87) | I1-I2:   | 24.61 | (80)               | 3.28  |         |       |      |
|      |     |                        |             |        | Int2:     | 55.93   | (83) |          |       |                    |       | I2-Fin: | 16.72 | (73) |
|      |     |                        |             |        | Fin:      | 1:12.65 | (84) |          |       |                    |       |         |       |      |
|      |     |                        |             | Run 2: | Int1:     | 31.49   | (82) | I1-I2:   | 25.32 | (82)               | 2.76  |         |       |      |
|      |     |                        |             |        | Int2:     | 56.81   | (82) |          |       |                    |       | I2-Fin: | 16.89 | (65) |
|      |     |                        |             |        | Fin:      | 1:13.70 | (78) |          |       |                    |       |         |       |      |
|      |     |                        |             | Total: | Int1:     | 1:44.14 | (82) |          |       | 10.54              |       |         |       |      |
|      |     |                        |             |        | Int2:     | 2:09.46 | (82) |          |       |                    | 13.25 |         |       |      |
|      |     |                        |             |        | Fin:      | 2:26.35 | (81) |          |       |                    |       | 14.30   |       |      |
| 82   | 101 | WILSON Connor          | RSA         | Run 1: | Int1:     | 30.65   | (77) | I1-I2:   | 24.26 | (73)               | 2.61  |         |       |      |
|      |     |                        |             |        | Int2:     | 54.91   | (78) |          |       |                    |       | I2-Fin: | 17.26 | (83) |
|      |     |                        |             |        | Fin:      | 1:12.17 | (79) |          |       |                    |       |         |       |      |
|      |     |                        |             | Run 2: | Int1:     | 31.13   | (69) | I1-I2:   | 25.88 | (86)               | 2.40  |         |       |      |
|      |     |                        |             |        | Int2:     | 57.01   | (83) |          |       |                    |       | I2-Fin: | 17.28 | (78) |
|      |     |                        |             |        | Fin:      | 1:14.29 | (83) |          |       |                    |       |         |       |      |
|      |     |                        |             | Total: | Int1:     | 1:43.30 | (80) |          |       | 9.70               |       |         |       |      |
|      |     |                        |             |        | Int2:     | 2:09.18 | (81) |          |       |                    | 12.97 |         |       |      |
|      |     |                        |             |        | Fin:      | 2:26.46 | (82) |          |       |                    |       | 14.41   |       |      |
| 83   | 85  | KOUYOUMDJIAN Yianno    | CYP         | Run 1: | Int1:     | 31.03   | (83) | I1-I2:   | 25.09 | (87)               | 2.99  |         |       |      |
|      |     |                        |             |        | Int2:     | 56.12   | (87) |          |       |                    |       | I2-Fin: | 16.86 | (78) |
|      |     |                        |             |        | Fin:      | 1:12.98 | (86) |          |       |                    |       |         |       |      |
|      |     |                        |             | Run 2: | Int1:     | 31.64   | (83) | I1-I2:   | 24.97 | (74)               | 2.91  |         |       |      |
|      |     |                        |             |        | Int2:     | 56.61   | (79) |          |       |                    |       | I2-Fin: | 17.44 | (83) |
|      |     |                        |             |        | Fin:      | 1:14.05 | (81) |          |       |                    |       |         |       |      |
|      |     |                        |             | Total: | Int1:     | 1:44.62 | (83) |          |       | 11.02              |       |         |       |      |
|      |     |                        |             |        | Int2:     | 2:09.59 | (83) |          |       |                    | 13.38 |         |       |      |
|      |     |                        |             |        | Fin:      | 2:27.03 | (83) |          |       |                    |       | 14.98   |       |      |
| 84   | 92  | SAVEHSEMSHAKI Mohammad | IRI         | Run 1: | Int1:     | 31.20   | (85) | I1-I2:   | 24.87 | (85)               | 3.16  |         |       |      |
|      |     |                        |             |        | Int2:     | 56.07   | (86) |          |       |                    |       | I2-Fin: | 17.26 | (83) |
|      |     |                        |             |        | Fin:      | 1:13.33 | (87) |          |       |                    |       |         |       |      |
|      |     |                        |             | Run 2: | Int1:     | 32.30   | (87) | I1-I2:   | 25.01 | (75)               | 3.57  |         |       |      |
|      |     |                        |             |        | Int2:     | 57.31   | (85) |          |       |                    |       | I2-Fin: | 17.08 | (71) |
|      |     |                        |             |        | Fin:      | 1:14.39 | (84) |          |       |                    |       |         |       |      |
|      |     |                        |             | Total: | Int1:     | 1:45.63 | (86) |          |       | 12.03              |       |         |       |      |
|      |     |                        |             |        | Int2:     | 2:10.64 | (85) |          |       |                    | 14.43 |         |       |      |
|      |     |                        |             |        | Fin:      | 2:27.72 | (84) |          |       |                    |       | 15.67   |       |      |

**PERFORMANCE ANALYSIS BY RANK**

Number of Competitors: 108 Number of NSA: 55

| Rank   | Bib     | Name<br>Ski     | NSA<br>Code | Pos    | Positions |                         |         | Partials |       | Difference<br>Time |       |         |       |      |
|--------|---------|-----------------|-------------|--------|-----------|-------------------------|---------|----------|-------|--------------------|-------|---------|-------|------|
|        |         |                 |             |        | Time      | Rank                    | Pos     | Time     | Rank  |                    |       |         |       |      |
| 85     | 80      | PETKOV Viktor   | MKD         | Run 1: | Int1:     | 31.43                   | (89)    | I1-I2:   | 24.47 | (77)               | 3.39  |         |       |      |
|        |         |                 |             |        | Int2:     | 55.90                   | (82)    |          |       |                    |       | I2-Fin: | 16.98 | (81) |
|        |         |                 |             |        | Fin:      | 1:12.88                 | (85)    |          |       |                    |       |         |       |      |
|        |         |                 |             | Run 2: | Int1:     | 32.60                   | (90)    | I1-I2:   | 25.11 | (79)               | 3.87  |         |       |      |
|        |         |                 |             |        | Int2:     | 57.71                   | (86)    |          |       |                    |       | I2-Fin: | 17.50 | (85) |
|        |         |                 |             |        | Fin:      | 1:15.21                 | (86)    |          |       |                    |       |         |       |      |
|        |         |                 |             | Total: | Int1:     | 1:45.48                 | (84)    |          |       | 11.88              |       |         |       |      |
|        |         |                 |             |        | Int2:     | 2:10.59                 | (84)    |          |       |                    | 14.38 |         |       |      |
|        |         |                 |             |        | Fin:      | 2:28.09                 | (85)    |          |       |                    |       | 16.04   |       |      |
|        |         |                 |             | 86     | 90        | ALEKSANDRAVICIUS Vilius | LTU     | Run 1:   | Int1: | 31.24              | (86)  | I1-I2:  | 25.62 | (89) |
| Int2:  | 56.86   | (90)            | I2-Fin:     |        |           |                         |         |          | 17.34 | (86)               |       |         |       |      |
| Fin:   | 1:14.20 | (89)            |             |        |           |                         |         |          |       |                    |       |         |       |      |
| Run 2: | Int1:   | 31.29           | (76)        |        |           |                         |         | I1-I2:   | 25.82 | (85)               | 2.56  |         |       |      |
|        | Int2:   | 57.11           | (84)        |        |           |                         |         |          |       |                    |       | I2-Fin: | 17.54 | (86) |
|        | Fin:    | 1:14.65         | (85)        |        |           |                         |         |          |       |                    |       |         |       |      |
| Total: | Int1:   | 1:45.49         | (85)        |        |           |                         |         |          |       | 11.89              |       |         |       |      |
|        | Int2:   | 2:11.31         | (86)        |        |           |                         |         |          |       |                    | 15.10 |         |       |      |
|        | Fin:    | 2:28.85         | (86)        |        |           |                         |         |          |       |                    |       | 16.80   |       |      |
| 87     | 89      | KOSIC Bojan     | MNE         |        |           |                         |         | Run 1:   | Int1: | 31.14              | (84)  | I1-I2:  | 25.66 | (90) |
|        |         |                 |             | Int2:  | 56.80     | (89)                    | I2-Fin: |          | 17.45 | (89)               |       |         |       |      |
|        |         |                 |             | Fin:   | 1:14.25   | (90)                    |         |          |       |                    |       |         |       |      |
|        |         |                 |             | Run 2: | Int1:     | 32.03                   | (85)    | I1-I2:   | 26.13 | (89)               | 3.30  |         |       |      |
|        |         |                 |             |        | Int2:     | 58.16                   | (87)    |          |       |                    |       | I2-Fin: | 17.47 | (84) |
|        |         |                 |             |        | Fin:      | 1:15.63                 | (87)    |          |       |                    |       |         |       |      |
|        |         |                 |             | Total: | Int1:     | 1:46.28                 | (88)    |          |       | 12.68              |       |         |       |      |
|        |         |                 |             |        | Int2:     | 2:12.41                 | (87)    |          |       |                    | 16.20 |         |       |      |
|        |         |                 |             |        | Fin:      | 2:29.88                 | (87)    |          |       |                    |       | 17.83   |       |      |
|        |         |                 |             | 88     | 95        | PUPOVCI Arbi            | KOS     | Run 1:   | Int1: | 30.67              | (78)  | I1-I2:  | 25.92 | (92) |
| Int2:  | 56.59   | (88)            | I2-Fin:     |        |           |                         |         |          | 17.48 | (90)               |       |         |       |      |
| Fin:   | 1:14.07 | (88)            |             |        |           |                         |         |          |       |                    |       |         |       |      |
| Run 2: | Int1:   | 32.09           | (86)        |        |           |                         |         | I1-I2:   | 27.32 | (94)               | 3.36  |         |       |      |
|        | Int2:   | 59.41           | (90)        |        |           |                         |         |          |       |                    |       | I2-Fin: | 17.83 | (89) |
|        | Fin:    | 1:17.24         | (90)        |        |           |                         |         |          |       |                    |       |         |       |      |
| Total: | Int1:   | 1:46.16         | (87)        |        |           |                         |         |          |       | 12.56              |       |         |       |      |
|        | Int2:   | 2:13.48         | (88)        |        |           |                         |         |          |       |                    | 17.27 |         |       |      |
|        | Fin:    | 2:31.31         | (88)        |        |           |                         |         |          |       |                    |       | 19.26   |       |      |
| 89     | 106     | GHAZARYAN Arsen | ARM         |        |           |                         |         | Run 1:   | Int1: | 31.59              | (90)  | I1-I2:  | 25.95 | (93) |
|        |         |                 |             | Int2:  | 57.54     | (91)                    | I2-Fin: |          | 17.37 | (88)               |       |         |       |      |
|        |         |                 |             | Fin:   | 1:14.91   | (91)                    |         |          |       |                    |       |         |       |      |
|        |         |                 |             | Run 2: | Int1:     | 32.55                   | (89)    | I1-I2:   | 26.58 | (91)               | 3.82  |         |       |      |
|        |         |                 |             |        | Int2:     | 59.13                   | (89)    |          |       |                    |       | I2-Fin: | 17.32 | (80) |
|        |         |                 |             |        | Fin:      | 1:16.45                 | (88)    |          |       |                    |       |         |       |      |
|        |         |                 |             | Total: | Int1:     | 1:47.46                 | (89)    |          |       | 13.86              |       |         |       |      |
|        |         |                 |             |        | Int2:     | 2:14.04                 | (89)    |          |       |                    | 17.83 |         |       |      |
|        |         |                 |             |        | Fin:      | 2:31.36                 | (89)    |          |       |                    |       | 19.31   |       |      |

Number of Competitors: 108 Number of NSA: 55

| Rank | Bib | Name<br>Ski           | NSA<br>Code | Pos    | Positions |         |      | Partials |       | Difference<br>Time |       |         |       |       |
|------|-----|-----------------------|-------------|--------|-----------|---------|------|----------|-------|--------------------|-------|---------|-------|-------|
|      |     |                       |             |        | Time      | Rank    | Pos  | Time     | Rank  |                    |       |         |       |       |
| 90   | 97  | HO Ping-Jui           | TPE         | Run 1: | Int1:     | 32.07   | (93) | I1-I2:   | 25.71 | (91)               | 4.03  |         |       |       |
|      |     |                       |             |        | Int2:     | 57.78   | (92) |          |       |                    |       | I2-Fin: | 17.69 | (92)  |
|      |     |                       |             |        | Fin:      | 1:15.47 | (92) |          |       |                    |       |         |       |       |
|      |     |                       |             | Run 2: | Int1:     | 33.42   | (97) | I1-I2:   | 26.05 | (88)               | 4.69  |         |       |       |
|      |     |                       |             |        | Int2:     | 59.47   | (91) |          |       |                    |       | I2-Fin: | 17.83 | (89)  |
|      |     |                       |             |        | Fin:      | 1:17.30 | (91) |          |       |                    |       |         |       |       |
|      |     |                       |             | Total: | Int1:     | 1:48.89 | (91) |          |       | 15.29              |       |         |       |       |
|      |     |                       |             |        | Int2:     | 2:14.94 | (90) |          |       |                    | 18.73 |         |       |       |
|      |     |                       |             |        | Fin:      | 2:32.77 | (90) |          |       |                    |       |         |       |       |
| 91   | 104 | GORDEEV Maksim        | KGZ         | Run 1: | Int1:     | 32.50   | (96) | I1-I2:   | 25.40 | (88)               | 4.46  |         |       |       |
|      |     |                       |             |        | Int2:     | 57.90   | (93) |          |       |                    |       | I2-Fin: | 18.10 | (95)  |
|      |     |                       |             |        | Fin:      | 1:16.00 | (94) |          |       |                    |       |         |       |       |
|      |     |                       |             | Run 2: | Int1:     | 32.96   | (92) | I1-I2:   | 26.01 | (87)               | 4.23  |         |       |       |
|      |     |                       |             |        | Int2:     | 58.97   | (88) |          |       |                    |       | I2-Fin: | 18.04 | (92)  |
|      |     |                       |             |        | Fin:      | 1:17.01 | (89) |          |       |                    |       |         |       |       |
|      |     |                       |             | Total: | Int1:     | 1:48.96 | (92) |          |       | 15.36              |       |         |       |       |
|      |     |                       |             |        | Int2:     | 2:14.97 | (91) |          |       |                    | 18.76 |         |       |       |
|      |     |                       |             |        | Fin:      | 2:33.01 | (91) |          |       |                    |       |         |       |       |
| 92   | 99  | GOUTT Yohan Goncalves | TLS         | Run 1: | Int1:     | 32.05   | (92) | I1-I2:   | 26.64 | (95)               | 4.01  |         |       |       |
|      |     |                       |             |        | Int2:     | 58.69   | (95) |          |       |                    |       | I2-Fin: | 18.37 | (96)  |
|      |     |                       |             |        | Fin:      | 1:17.06 | (95) |          |       |                    |       |         |       |       |
|      |     |                       |             | Run 2: | Int1:     | 33.32   | (95) | I1-I2:   | 26.31 | (90)               | 4.59  |         |       |       |
|      |     |                       |             |        | Int2:     | 59.63   | (92) |          |       |                    |       | I2-Fin: | 18.03 | (91)  |
|      |     |                       |             |        | Fin:      | 1:17.66 | (92) |          |       |                    |       |         |       |       |
|      |     |                       |             | Total: | Int1:     | 1:50.38 | (94) |          |       | 16.78              |       |         |       |       |
|      |     |                       |             |        | Int2:     | 2:16.69 | (93) |          |       |                    | 20.48 |         |       |       |
|      |     |                       |             |        | Fin:      | 2:34.72 | (92) |          |       |                    |       |         |       |       |
| 93   | 103 | MAEDER Carlos         | GHA         | Run 1: | Int1:     | 31.76   | (91) | I1-I2:   | 27.22 | (97)               | 3.72  |         |       |       |
|      |     |                       |             |        | Int2:     | 58.98   | (96) |          |       |                    |       | I2-Fin: | 18.65 | (99)  |
|      |     |                       |             |        | Fin:      | 1:17.63 | (96) |          |       |                    |       |         |       |       |
|      |     |                       |             | Run 2: | Int1:     | 32.41   | (88) | I1-I2:   | 27.60 | (95)               | 3.68  |         |       |       |
|      |     |                       |             |        | Int2:     | 1:00.01 | (93) |          |       |                    |       | I2-Fin: | 19.07 | (98)  |
|      |     |                       |             |        | Fin:      | 1:19.08 | (93) |          |       |                    |       |         |       |       |
|      |     |                       |             | Total: | Int1:     | 1:50.04 | (93) |          |       | 16.44              |       |         |       |       |
|      |     |                       |             |        | Int2:     | 2:17.64 | (94) |          |       |                    | 21.43 |         |       |       |
|      |     |                       |             |        | Fin:      | 2:36.71 | (93) |          |       |                    |       |         |       |       |
| 94   | 107 | PUSHKARNYKH Anton     | KGZ         | Run 1: | Int1:     | 32.66   | (98) | I1-I2:   | 26.83 | (96)               | 4.62  |         |       |       |
|      |     |                       |             |        | Int2:     | 59.49   | (97) |          |       |                    |       | I2-Fin: | 18.69 | (100) |
|      |     |                       |             |        | Fin:      | 1:18.18 | (97) |          |       |                    |       |         |       |       |
|      |     |                       |             | Run 2: | Int1:     | 33.52   | (99) | I1-I2:   | 27.28 | (92)               | 4.79  |         |       |       |
|      |     |                       |             |        | Int2:     | 1:00.80 | (95) |          |       |                    |       | I2-Fin: | 18.66 | (94)  |
|      |     |                       |             |        | Fin:      | 1:19.46 | (94) |          |       |                    |       |         |       |       |
|      |     |                       |             | Total: | Int1:     | 1:51.70 | (95) |          |       | 18.10              |       |         |       |       |
|      |     |                       |             |        | Int2:     | 2:18.98 | (95) |          |       |                    | 22.77 |         |       |       |
|      |     |                       |             |        | Fin:      | 2:37.64 | (94) |          |       |                    |       |         |       |       |

**PERFORMANCE ANALYSIS BY RANK**

Number of Competitors: 108 Number of NSA: 55

| Rank | Bib | Name<br>Ski          | NSA<br>Code | Pos    | Positions |         |       | Partials |         | Difference<br>Time |       |       |
|------|-----|----------------------|-------------|--------|-----------|---------|-------|----------|---------|--------------------|-------|-------|
|      |     |                      |             |        | Time      | Rank    | Pos   | Time     | Rank    |                    |       |       |
| 95   | 94  | HARUTYUNYAN Harutyun | ARM         | Run 1: | Int1:     | 32.13   | (94)  | I1-I2:   | 26.13   | (94)               | 4.09  |       |
|      |     |                      |             |        | Int2:     | 58.26   | (94)  |          | I2-Fin: | 17.59              | (91)  | 8.38  |
|      |     |                      |             |        | Fin:      | 1:15.85 | (93)  |          |         |                    |       | 11.13 |
|      |     |                      |             | Run 2: | Int1:     | 32.78   | (91)  | I1-I2:   | 27.30   | (93)               | 4.05  |       |
|      |     |                      |             |        | Int2:     | 1:00.08 | (94)  |          | I2-Fin: | 22.10              | (106) | 8.97  |
|      |     |                      |             |        | Fin:      | 1:22.18 | (99)  |          |         |                    |       | 15.75 |
|      |     |                      |             | Total: | Int1:     | 1:48.63 | (90)  |          |         |                    | 15.03 |       |
|      |     |                      |             |        | Int2:     | 2:15.93 | (92)  |          |         |                    | 19.72 |       |
|      |     |                      |             |        | Fin:      | 2:38.03 | (95)  |          |         |                    | 25.98 |       |
| 96   | 115 | IBRAGIMOV Alim       | KGZ         | Run 1: | Int1:     | 32.74   | (99)  | I1-I2:   | 27.72   | (98)               | 4.70  |       |
|      |     |                      |             |        | Int2:     | 1:00.46 | (99)  |          | I2-Fin: | 18.04              | (94)  | 10.58 |
|      |     |                      |             |        | Fin:      | 1:18.50 | (98)  |          |         |                    |       | 13.78 |
|      |     |                      |             | Run 2: | Int1:     | 33.44   | (98)  | I1-I2:   | 28.01   | (96)               | 4.71  |       |
|      |     |                      |             |        | Int2:     | 1:01.45 | (96)  |          | I2-Fin: | 19.02              | (97)  | 10.34 |
|      |     |                      |             |        | Fin:      | 1:20.47 | (95)  |          |         |                    |       | 14.04 |
|      |     |                      |             | Total: | Int1:     | 1:51.94 | (96)  |          |         |                    | 18.34 |       |
|      |     |                      |             |        | Int2:     | 2:19.95 | (96)  |          |         |                    | 23.74 |       |
|      |     |                      |             |        | Fin:      | 2:38.97 | (96)  |          |         |                    | 26.92 |       |
| 97   | 109 | KAYROUZ Cyril        | LBN         | Run 1: | Int1:     | 32.21   | (95)  | I1-I2:   | 27.85   | (100)              | 4.17  |       |
|      |     |                      |             |        | Int2:     | 1:00.06 | (98)  |          | I2-Fin: | 19.20              | (105) | 10.18 |
|      |     |                      |             |        | Fin:      | 1:19.26 | (99)  |          |         |                    |       | 14.54 |
|      |     |                      |             | Run 2: | Int1:     | 33.52   | (99)  | I1-I2:   | 28.37   | (97)               | 4.79  |       |
|      |     |                      |             |        | Int2:     | 1:01.89 | (97)  |          | I2-Fin: | 18.60              | (93)  | 10.78 |
|      |     |                      |             |        | Fin:      | 1:20.49 | (96)  |          |         |                    |       | 14.06 |
|      |     |                      |             | Total: | Int1:     | 1:52.78 | (98)  |          |         |                    | 19.18 |       |
|      |     |                      |             |        | Int2:     | 2:21.15 | (97)  |          |         |                    | 24.94 |       |
|      |     |                      |             |        | Fin:      | 2:39.75 | (97)  |          |         |                    | 27.70 |       |
| 98   | 100 | RANDRIAMIARISOA Andy | MAD         | Run 1: | Int1:     | 32.93   | (101) | I1-I2:   | 27.82   | (99)               | 4.89  |       |
|      |     |                      |             |        | Int2:     | 1:00.75 | (100) |          | I2-Fin: | 18.63              | (98)  | 10.87 |
|      |     |                      |             |        | Fin:      | 1:19.38 | (100) |          |         |                    |       | 14.66 |
|      |     |                      |             | Run 2: | Int1:     | 33.06   | (93)  | I1-I2:   | 28.96   | (99)               | 4.33  |       |
|      |     |                      |             |        | Int2:     | 1:02.02 | (98)  |          | I2-Fin: | 18.83              | (96)  | 10.91 |
|      |     |                      |             |        | Fin:      | 1:20.85 | (98)  |          |         |                    |       | 14.42 |
|      |     |                      |             | Total: | Int1:     | 1:52.44 | (97)  |          |         |                    | 18.84 |       |
|      |     |                      |             |        | Int2:     | 2:21.40 | (98)  |          |         |                    | 25.19 |       |
|      |     |                      |             |        | Fin:      | 2:40.23 | (98)  |          |         |                    | 28.18 |       |
| 99   | 110 | SAMAHA Georges       | LBN         | Run 1: | Int1:     | 32.96   | (102) | I1-I2:   | 28.38   | (103)              | 4.92  |       |
|      |     |                      |             |        | Int2:     | 1:01.34 | (103) |          | I2-Fin: | 19.51              | (106) | 11.46 |
|      |     |                      |             |        | Fin:      | 1:20.85 | (104) |          |         |                    |       | 16.13 |
|      |     |                      |             | Run 2: | Int1:     | 33.24   | (94)  | I1-I2:   | 28.91   | (98)               | 4.51  |       |
|      |     |                      |             |        | Int2:     | 1:02.15 | (99)  |          | I2-Fin: | 18.69              | (95)  | 11.04 |
|      |     |                      |             |        | Fin:      | 1:20.84 | (97)  |          |         |                    |       | 14.41 |
|      |     |                      |             | Total: | Int1:     | 1:54.09 | (100) |          |         |                    | 20.49 |       |
|      |     |                      |             |        | Int2:     | 2:23.00 | (99)  |          |         |                    | 26.79 |       |
|      |     |                      |             |        | Fin:      | 2:41.69 | (99)  |          |         |                    | 29.64 |       |



Number of Competitors: 108 Number of NSA: 55

| Rank | Bib | Name<br>Ski            | NSA<br>Code | Positions |       |               | Partials |             | Difference<br>Time |         |             |
|------|-----|------------------------|-------------|-----------|-------|---------------|----------|-------------|--------------------|---------|-------------|
|      |     |                        |             | Pos       | Time  | Rank          | Pos      | Time        |                    | Rank    |             |
| 100  | 120 | von HOHENLOHE Hubertus | MEX         | Run 1:    | Int1: | 32.80 (100)   | I1-I2:   | 28.42 (104) | 4.76               |         |             |
|      |     |                        |             |           | Int2: | 1:01.22 (101) |          |             |                    | I2-Fin: | 19.10 (104) |
|      |     |                        |             |           | Fin:  | 1:20.32 (102) |          |             |                    |         |             |
|      |     |                        |             | Run 2:    | Int1: | 33.62 (101)   | I1-I2:   | 29.34 (101) | 4.89               |         |             |
|      |     |                        |             |           | Int2: | 1:02.96 (100) |          |             |                    | I2-Fin: | 19.23 (101) |
|      |     |                        |             |           | Fin:  | 1:22.19 (100) |          |             |                    |         |             |
|      |     |                        |             | Total:    | Int1: | 1:53.94 (99)  |          |             | 20.34              |         |             |
|      |     |                        |             |           | Int2: | 2:23.28 (100) |          |             |                    |         |             |
|      |     |                        |             |           | Fin:  | 2:42.51 (100) |          |             |                    |         |             |
| 101  | 116 | AOUICH Yassine         | MAR         | Run 1:    | Int1: | 33.65 (105)   | I1-I2:   | 28.29 (102) | 5.61               |         |             |
|      |     |                        |             |           | Int2: | 1:01.94 (104) |          |             |                    | I2-Fin: | 18.41 (97)  |
|      |     |                        |             |           | Fin:  | 1:20.35 (103) |          |             |                    |         |             |
|      |     |                        |             | Run 2:    | Int1: | 35.09 (106)   | I1-I2:   | 28.97 (100) | 6.36               |         |             |
|      |     |                        |             |           | Int2: | 1:04.06 (102) |          |             |                    | I2-Fin: | 19.40 (102) |
|      |     |                        |             |           | Fin:  | 1:23.46 (103) |          |             |                    |         |             |
|      |     |                        |             | Total:    | Int1: | 1:55.44 (102) |          |             | 21.84              |         |             |
|      |     |                        |             |           | Int2: | 2:24.41 (101) |          |             |                    |         |             |
|      |     |                        |             |           | Fin:  | 2:43.81 (101) |          |             |                    |         |             |
| 102  | 108 | BICOKU Marsel          | ALB         | Run 1:    | Int1: | 33.68 (106)   | I1-I2:   | 29.84 (108) | 5.64               |         |             |
|      |     |                        |             |           | Int2: | 1:03.52 (107) |          |             |                    | I2-Fin: | 18.87 (101) |
|      |     |                        |             |           | Fin:  | 1:22.39 (106) |          |             |                    |         |             |
|      |     |                        |             | Run 2:    | Int1: | 33.38 (96)    | I1-I2:   | 29.97 (104) | 4.65               |         |             |
|      |     |                        |             |           | Int2: | 1:03.35 (101) |          |             |                    | I2-Fin: | 19.14 (100) |
|      |     |                        |             |           | Fin:  | 1:22.49 (101) |          |             |                    |         |             |
|      |     |                        |             | Total:    | Int1: | 1:55.77 (103) |          |             | 22.17              |         |             |
|      |     |                        |             |           | Int2: | 2:25.74 (102) |          |             |                    |         |             |
|      |     |                        |             |           | Fin:  | 2:44.88 (102) |          |             |                    |         |             |
| 103  | 105 | KHAN Arif Mohd         | IND         | Run 1:    | Int1: | 34.24 (107)   | I1-I2:   | 28.92 (106) | 6.20               |         |             |
|      |     |                        |             |           | Int2: | 1:03.16 (106) |          |             |                    | I2-Fin: | 18.98 (102) |
|      |     |                        |             |           | Fin:  | 1:22.14 (105) |          |             |                    |         |             |
|      |     |                        |             | Run 2:    | Int1: | 34.88 (105)   | I1-I2:   | 29.45 (102) | 6.15               |         |             |
|      |     |                        |             |           | Int2: | 1:04.33 (103) |          |             |                    | I2-Fin: | 19.12 (99)  |
|      |     |                        |             |           | Fin:  | 1:23.45 (102) |          |             |                    |         |             |
|      |     |                        |             | Total:    | Int1: | 1:57.02 (104) |          |             | 23.42              |         |             |
|      |     |                        |             |           | Int2: | 2:26.47 (104) |          |             |                    |         |             |
|      |     |                        |             |           | Fin:  | 2:45.59 (103) |          |             |                    |         |             |
| 104  | 117 | SHRESTHA Saphal Ram    | NEP         | Run 1:    | Int1: | 33.31 (103)   | I1-I2:   | 27.94 (101) | 5.27               |         |             |
|      |     |                        |             |           | Int2: | 1:01.25 (102) |          |             |                    | I2-Fin: | 18.98 (102) |
|      |     |                        |             |           | Fin:  | 1:20.23 (101) |          |             |                    |         |             |
|      |     |                        |             | Run 2:    | Int1: | 34.65 (104)   | I1-I2:   | 31.58 (106) | 5.92               |         |             |
|      |     |                        |             |           | Int2: | 1:06.23 (106) |          |             |                    | I2-Fin: | 19.54 (103) |
|      |     |                        |             |           | Fin:  | 1:25.77 (105) |          |             |                    |         |             |
|      |     |                        |             | Total:    | Int1: | 1:54.88 (101) |          |             | 21.28              |         |             |
|      |     |                        |             |           | Int2: | 2:26.46 (103) |          |             |                    |         |             |
|      |     |                        |             |           | Fin:  | 2:46.00 (104) |          |             |                    |         |             |

**PERFORMANCE ANALYSIS BY RANK**

Number of Competitors: 108 Number of NSA: 55

| Rank | Bib | Name<br>Ski          | NSA<br>Code | Positions |       |               | Partials |             | Difference<br>Time |             |       |
|------|-----|----------------------|-------------|-----------|-------|---------------|----------|-------------|--------------------|-------------|-------|
|      |     |                      |             | Pos       | Time  | Rank          | Pos      | Time        |                    | Rank        |       |
| 105  | 111 | VERIGA Vasil         | ALB         | Run 1:    | Int1: | 35.07 (108)   | I1-I2:   | 29.70 (107) | 7.03               |             |       |
|      |     |                      |             |           | Int2: | 1:04.77 (108) |          |             | I2-Fin:            | 19.75 (107) | 14.89 |
|      |     |                      |             |           | Fin:  | 1:24.52 (108) |          |             |                    |             | 19.80 |
|      |     |                      |             | Run 2:    | Int1: | 34.58 (103)   | I1-I2:   | 29.76 (103) | 5.85               |             |       |
|      |     |                      |             |           | Int2: | 1:04.34 (104) |          |             | I2-Fin:            | 20.23 (104) | 13.23 |
|      |     |                      |             |           | Fin:  | 1:24.57 (104) |          |             |                    |             | 18.14 |
|      |     |                      |             | Total:    | Int1: | 1:59.10 (106) |          |             | 25.50              |             |       |
|      |     |                      |             |           | Int2: | 2:28.86 (106) |          |             | 32.65              |             |       |
|      |     |                      |             |           | Fin:  | 2:49.09 (105) |          |             | 37.04              |             |       |
| 106  | 114 | KACO Mathieu         | ALB         | Run 1:    | Int1: | 33.60 (104)   | I1-I2:   | 28.55 (105) | 5.56               |             |       |
|      |     |                      |             |           | Int2: | 1:02.15 (105) |          |             | I2-Fin:            | 21.24 (108) | 12.27 |
|      |     |                      |             |           | Fin:  | 1:23.39 (107) |          |             |                    |             | 18.67 |
|      |     |                      |             | Run 2:    | Int1: | 34.48 (102)   | I1-I2:   | 30.92 (105) | 5.75               |             |       |
|      |     |                      |             |           | Int2: | 1:05.40 (105) |          |             | I2-Fin:            | 21.36 (105) | 14.29 |
|      |     |                      |             |           | Fin:  | 1:26.76 (106) |          |             |                    |             | 20.33 |
|      |     |                      |             | Total:    | Int1: | 1:57.87 (105) |          |             | 24.27              |             |       |
|      |     |                      |             |           | Int2: | 2:28.79 (105) |          |             | 32.58              |             |       |
|      |     |                      |             |           | Fin:  | 2:50.15 (106) |          |             | 38.10              |             |       |
| 107  | 118 | SKEEN Kasete-Naufahu | TGA         | Run 1:    | Int1: | 39.02 (109)   | I1-I2:   | 34.67 (109) | 10.98              |             |       |
|      |     |                      |             |           | Int2: | 1:13.69 (109) |          |             | I2-Fin:            | 23.27 (109) | 23.81 |
|      |     |                      |             |           | Fin:  | 1:36.96 (109) |          |             |                    |             | 32.24 |
|      |     |                      |             | Run 2:    | Int1: | 38.92 (107)   | I1-I2:   | 37.70 (108) | 10.19              |             |       |
|      |     |                      |             |           | Int2: | 1:16.62 (107) |          |             | I2-Fin:            | 23.71 (107) | 25.51 |
|      |     |                      |             |           | Fin:  | 1:40.33 (107) |          |             |                    |             | 33.90 |
|      |     |                      |             | Total:    | Int1: | 2:15.88 (107) |          |             | 42.28              |             |       |
|      |     |                      |             |           | Int2: | 2:53.58 (107) |          |             | 57.37              |             |       |
|      |     |                      |             |           | Fin:  | 3:17.29 (107) |          |             | 1:05.24            |             |       |
| 108  | 119 | ROY Jean-Pierre      | HAI         | Run 1:    | Int1: | 39.38 (110)   | I1-I2:   | 36.83 (110) | 11.34              |             |       |
|      |     |                      |             |           | Int2: | 1:16.21 (110) |          |             | I2-Fin:            | 24.38 (110) | 26.33 |
|      |     |                      |             |           | Fin:  | 1:40.59 (110) |          |             |                    |             | 35.87 |
|      |     |                      |             | Run 2:    | Int1: | 39.86 (108)   | I1-I2:   | 37.34 (107) | 11.13              |             |       |
|      |     |                      |             |           | Int2: | 1:17.20 (108) |          |             | I2-Fin:            | 24.53 (108) | 26.09 |
|      |     |                      |             |           | Fin:  | 1:41.73 (108) |          |             |                    |             | 35.30 |
|      |     |                      |             | Total:    | Int1: | 2:20.45 (108) |          |             | 46.85              |             |       |
|      |     |                      |             |           | Int2: | 2:57.79 (108) |          |             | 1:01.58            |             |       |
|      |     |                      |             |           | Fin:  | 3:22.32 (108) |          |             | 1:10.27            |             |       |

Intermediate Time Positions : Int. 1 = Inter1 Int. 2 = Inter2

|                |     |        |     |              |      |                                |
|----------------|-----|--------|-----|--------------|------|--------------------------------|
| <b>Legend:</b> | Fin | Finish | Int | Intermediate | Pos. | Intermediate or speed position |
|----------------|-----|--------|-----|--------------|------|--------------------------------|



FIS ARE 2019  
FIS ALPINE WORLD SKI CHAMPIONSHIPS SWEDEN

 SKISTAR

SKISTAR FIS ALPINE WORLD SKI CHAMPIONSHIPS 2019

 LONGINES

Åre (SWE)

 FIS

Men's Giant Slalom Qualification Race

THU 14 FEB 2019

PERFORMANCE ANALYSIS BY BIB

Start Time : 13:30

Number of Competitors: 120 Number of NSA: 57

| Bib | Name<br>Ski               | NSA<br>Code | Pos    | Positions |         |      | Partials |       | Difference<br>Time |      |         |       |      |      |
|-----|---------------------------|-------------|--------|-----------|---------|------|----------|-------|--------------------|------|---------|-------|------|------|
|     |                           |             |        | Time      | Rank    | Pos  | Time     | Rank  |                    |      |         |       |      |      |
| 1   | GOWER Jack                | GBR         | Run 1: | Int1:     | 28.85   | (15) | I1-I2:   | 22.24 | (15)               | 0.81 |         |       |      |      |
|     |                           |             |        | Int2:     | 51.09   | (13) |          |       |                    |      | I2-Fin: | 15.14 | (8)  | 1.34 |
|     |                           |             |        | Fin:      | 1:06.23 | (13) |          |       |                    |      |         |       |      | 1.51 |
|     |                           |             | Run 2: | Int1:     | 29.44   | (26) | I1-I2:   | 22.59 | (27)               | 0.71 |         |       |      |      |
|     |                           |             |        | Int2:     | 52.03   | (25) |          |       |                    |      | I2-Fin: | 16.08 | (34) | 0.92 |
|     |                           |             |        | Fin:      | 1:08.11 | (28) |          |       |                    |      |         |       |      | 1.68 |
|     |                           |             | Total: | Int1:     | 1:35.67 | (16) | 2.07     |       |                    |      |         |       |      |      |
|     |                           |             |        | Int2:     | 1:58.26 | (18) |          | 2.05  |                    |      |         |       |      |      |
|     |                           |             |        | Fin:      | 2:14.34 | (23) |          | 2.29  |                    |      |         |       |      |      |
| 2   | GUT Ian<br>Head           | LIE         | Run 1: | Int1:     | 28.46   | (3)  | I1-I2:   | 21.29 | (1)                | 0.42 |         |       |      |      |
|     |                           |             |        | Int2:     | 49.75   | (1)  |          |       |                    |      | I2-Fin: |       |      |      |
|     |                           |             |        | Fin:      | DNF     |      |          |       |                    |      |         |       |      |      |
|     |                           |             | Total: | DNF       |         |      |          |       |                    |      |         |       |      |      |
| 3   | LINDQVIST Axel            | SWE         | Run 1: | Int1:     | 28.04   | (1)  | I1-I2:   | 21.84 | (5)                | 0.13 |         |       |      |      |
|     |                           |             |        | Int2:     | 49.88   | (2)  |          |       |                    |      | I2-Fin: | 14.84 | (1)  |      |
|     |                           |             |        | Fin:      | 1:04.72 | (1)  |          |       |                    |      |         |       |      |      |
|     |                           |             | Run 2: | Int1:     | 28.88   | (4)  | I1-I2:   | 22.61 | (28)               | 0.15 |         |       |      |      |
|     |                           |             |        | Int2:     | 51.49   | (12) |          |       |                    |      | I2-Fin: | 15.84 | (21) | 0.38 |
|     |                           |             |        | Fin:      | 1:07.33 | (14) |          |       |                    |      |         |       |      | 0.90 |
|     |                           |             | Total: | Int1:     | 1:33.60 | (1)  | 0.00     |       |                    |      |         |       |      |      |
|     |                           |             |        | Int2:     | 1:56.21 | (1)  |          | 0.00  |                    |      |         |       |      |      |
|     |                           |             |        | Fin:      | 2:12.05 | (1)  |          | 0.00  |                    |      |         |       |      |      |
| 4   | ZABYSTRAN Jan<br>Atomic   | CZE         | Run 1: | Int1:     | 29.21   | (34) | I1-I2:   | 21.96 | (7)                | 1.17 |         |       |      |      |
|     |                           |             |        | Int2:     | 51.17   | (16) |          |       |                    |      | I2-Fin: | 14.90 | (2)  | 1.42 |
|     |                           |             |        | Fin:      | 1:06.07 | (8)  |          |       |                    |      |         |       |      | 1.35 |
|     |                           |             | Run 2: | Int1:     | 29.64   | (34) | I1-I2:   | 22.21 | (9)                | 0.91 |         |       |      |      |
|     |                           |             |        | Int2:     | 51.85   | (23) |          |       |                    |      | I2-Fin: | 15.71 | (13) | 0.74 |
|     |                           |             |        | Fin:      | 1:07.56 | (20) |          |       |                    |      |         |       |      | 1.13 |
|     |                           |             | Total: | Int1:     | 1:35.71 | (17) | 2.11     |       |                    |      |         |       |      |      |
|     |                           |             |        | Int2:     | 1:57.92 | (14) |          | 1.71  |                    |      |         |       |      |      |
|     |                           |             |        | Fin:      | 2:13.63 | (13) |          | 1.58  |                    |      |         |       |      |      |
| 5   | del CAMPO Juan<br>Nordica | ESP         | Run 1: | Int1:     | 29.00   | (24) | I1-I2:   | 22.09 | (10)               | 0.96 |         |       |      |      |
|     |                           |             |        | Int2:     | 51.09   | (13) |          |       |                    |      | I2-Fin: | 15.05 | (4)  | 1.34 |
|     |                           |             |        | Fin:      | 1:06.14 | (9)  |          |       |                    |      |         |       |      | 1.42 |
|     |                           |             | Run 2: | Int1:     | 29.00   | (7)  | I1-I2:   | 22.58 | (26)               | 0.27 |         |       |      |      |
|     |                           |             |        | Int2:     | 51.58   | (15) |          |       |                    |      | I2-Fin: | 15.97 | (28) | 0.47 |
|     |                           |             |        | Fin:      | 1:07.55 | (19) |          |       |                    |      |         |       |      | 1.12 |
|     |                           |             | Total: | Int1:     | 1:35.14 | (5)  | 1.54     |       |                    |      |         |       |      |      |
|     |                           |             |        | Int2:     | 1:57.72 | (8)  |          | 1.51  |                    |      |         |       |      |      |
|     |                           |             |        | Fin:      | 2:13.69 | (15) |          | 1.64  |                    |      |         |       |      |      |

Number of Competitors: 120 Number of NSA: 57

| Bib | Name<br>Ski              | NSA<br>Code | Pos    | Positions |         |      | Partials |       | Difference<br>Time |      |         |       |      |
|-----|--------------------------|-------------|--------|-----------|---------|------|----------|-------|--------------------|------|---------|-------|------|
|     |                          |             |        | Time      | Rank    | Pos  | Time     | Rank  |                    |      |         |       |      |
| 6   | HROBAT Miha<br>Atomic    | SLO         | Run 1: | Int1:     | 28.64   | (6)  | I1-I2:   | 22.68 | (33)               | 0.60 |         |       |      |
|     |                          |             |        | Int2:     | 51.32   | (19) |          |       |                    |      | I2-Fin: | 15.22 | (13) |
|     |                          |             |        | Fin:      | 1:06.54 | (17) |          |       |                    |      |         |       |      |
|     |                          |             | Run 2: | Int1:     | 29.03   | (9)  | I1-I2:   | 22.19 | (8)                | 0.30 |         |       |      |
|     |                          |             |        | Int2:     | 51.22   | (6)  |          |       |                    |      | I2-Fin: | 15.89 | (26) |
|     |                          |             |        | Fin:      | 1:07.11 | (11) |          |       |                    |      |         |       |      |
|     |                          |             | Total: | Int1:     | 1:35.57 | (15) |          |       | 1.97               |      |         |       |      |
|     |                          |             |        | Int2:     | 1:57.76 | (9)  |          |       |                    | 1.55 |         |       |      |
|     |                          |             |        | Fin:      | 2:13.65 | (14) |          |       |                    |      |         |       |      |
| 7   | KUZNETSOV Ivan<br>Atomic | RUS         | Run 1: | Int1:     | 29.11   | (28) | I1-I2:   | 21.77 | (4)                | 1.07 |         |       |      |
|     |                          |             |        | Int2:     | 50.88   | (8)  |          |       |                    |      | I2-Fin: | 15.12 | (7)  |
|     |                          |             |        | Fin:      | 1:06.00 | (6)  |          |       |                    |      |         |       |      |
|     |                          |             | Run 2: | Int1:     | 29.31   | (21) | I1-I2:   | 22.03 | (1)                | 0.58 |         |       |      |
|     |                          |             |        | Int2:     | 51.34   | (8)  |          |       |                    |      | I2-Fin: | 15.60 | (10) |
|     |                          |             |        | Fin:      | 1:06.94 | (8)  |          |       |                    |      |         |       |      |
|     |                          |             | Total: | Int1:     | 1:35.31 | (10) |          |       | 1.71               |      |         |       |      |
|     |                          |             |        | Int2:     | 1:57.34 | (4)  |          |       |                    | 1.13 |         |       |      |
|     |                          |             |        | Fin:      | 2:12.94 | (4)  |          |       |                    |      |         |       |      |
| 8   | PUENTE TASIAS Alejandro  | ESP         | Run 1: | Int1:     | 29.08   | (27) | I1-I2:   | 22.19 | (13)               | 1.04 |         |       |      |
|     |                          |             |        | Int2:     | 51.27   | (18) |          |       |                    |      | I2-Fin: | 15.07 | (5)  |
|     |                          |             |        | Fin:      | 1:06.34 | (14) |          |       |                    |      |         |       |      |
|     |                          |             | Run 2: | Int1:     | 29.02   | (8)  | I1-I2:   | 22.52 | (22)               | 0.29 |         |       |      |
|     |                          |             |        | Int2:     | 51.54   | (14) |          |       |                    |      | I2-Fin: | 15.88 | (24) |
|     |                          |             |        | Fin:      | 1:07.42 | (15) |          |       |                    |      |         |       |      |
|     |                          |             | Total: | Int1:     | 1:35.36 | (13) |          |       | 1.76               |      |         |       |      |
|     |                          |             |        | Int2:     | 1:57.88 | (13) |          |       |                    | 1.67 |         |       |      |
|     |                          |             |        | Fin:      | 2:13.76 | (16) |          |       |                    |      |         |       |      |
| 9   | GASTALDI Sebastiano      | ARG         | Run 1: | Int1:     | 29.74   | (51) | I1-I2:   | 22.47 | (25)               | 1.70 |         |       |      |
|     |                          |             |        | Int2:     | 52.21   | (36) |          |       |                    |      | I2-Fin: | 15.42 | (23) |
|     |                          |             |        | Fin:      | 1:07.63 | (30) |          |       |                    |      |         |       |      |
|     |                          |             | Run 2: | Int1:     | 30.02   | (42) | I1-I2:   | 22.30 | (11)               | 1.29 |         |       |      |
|     |                          |             |        | Int2:     | 52.32   | (31) |          |       |                    |      | I2-Fin: | 16.06 | (33) |
|     |                          |             |        | Fin:      | 1:08.38 | (31) |          |       |                    |      |         |       |      |
|     |                          |             | Total: | Int1:     | 1:37.65 | (34) |          |       | 4.05               |      |         |       |      |
|     |                          |             |        | Int2:     | 1:59.95 | (31) |          |       |                    | 3.74 |         |       |      |
|     |                          |             |        | Fin:      | 2:16.01 | (31) |          |       |                    |      |         |       |      |
| 10  | ESTEVE Axel<br>Fischer   | AND         | Run 1: | Int1:     | 28.82   | (13) | I1-I2:   | 21.64 | (3)                | 0.78 |         |       |      |
|     |                          |             |        | Int2:     | 50.46   | (4)  |          |       |                    |      | I2-Fin: | 15.15 | (9)  |
|     |                          |             |        | Fin:      | 1:05.61 | (4)  |          |       |                    |      |         |       |      |
|     |                          |             | Run 2: | Int1:     | 29.42   | (25) | I1-I2:   | 22.22 | (10)               | 0.69 |         |       |      |
|     |                          |             |        | Int2:     | 51.64   | (16) |          |       |                    |      | I2-Fin: | 15.82 | (20) |
|     |                          |             |        | Fin:      | 1:07.46 | (18) |          |       |                    |      |         |       |      |
|     |                          |             | Total: | Int1:     | 1:35.03 | (4)  |          |       | 1.43               |      |         |       |      |
|     |                          |             |        | Int2:     | 1:57.25 | (2)  |          |       |                    | 1.04 |         |       |      |
|     |                          |             |        | Fin:      | 2:13.07 | (5)  |          |       |                    |      |         |       |      |

Number of Competitors: 120 Number of NSA: 57

| Bib | Name<br>Ski             | NSA<br>Code | Pos    | Positions |         |      | Partials |       | Difference<br>Time |      |         |       |      |      |      |  |      |
|-----|-------------------------|-------------|--------|-----------|---------|------|----------|-------|--------------------|------|---------|-------|------|------|------|--|------|
|     |                         |             |        | Time      | Rank    | Pos  | Time     | Rank  |                    |      |         |       |      |      |      |  |      |
| 11  | JONSSON Carl            | SWE         | Run 1: | Int1:     | 28.95   | (21) | I1-I2:   | 21.63 | (2)                | 0.91 |         |       |      |      |      |  |      |
|     |                         |             |        | Int2:     | 50.58   | (5)  |          |       |                    |      | I2-Fin: | 14.91 | (3)  | 0.83 |      |  |      |
|     |                         |             |        | Fin:      | 1:05.49 | (3)  |          |       |                    |      |         |       |      |      | 0.77 |  |      |
|     |                         |             | Run 2: | Int1:     | 29.75   | (36) | I1-I2:   | 22.39 | (14)               | 1.02 |         |       |      |      |      |  |      |
|     |                         |             |        | Int2:     | 52.14   | (28) |          |       |                    |      | I2-Fin: | 15.86 | (22) | 1.03 |      |  |      |
|     |                         |             |        | Fin:      | 1:08.00 | (26) |          |       |                    |      |         |       |      |      | 1.57 |  |      |
|     |                         |             | Total: | Int1:     | 1:35.24 | (7)  |          |       |                    |      |         | 1.64  |      |      |      |  |      |
|     |                         |             |        | Int2:     | 1:57.63 | (7)  |          |       |                    |      |         |       |      |      |      |  | 1.42 |
|     |                         |             |        | Fin:      | 2:13.49 | (12) |          |       |                    |      |         |       |      |      |      |  |      |
| 12  | KOLEGA Elias<br>Atomic  | CRO         | Run 1: | Int1:     | 28.99   | (23) | I1-I2:   | 22.33 | (18)               | 0.95 |         |       |      |      |      |  |      |
|     |                         |             |        | Int2:     | 51.32   | (19) |          |       |                    |      | I2-Fin: | 15.50 | (25) | 1.57 |      |  |      |
|     |                         |             |        | Fin:      | 1:06.82 | (20) |          |       |                    |      |         |       |      |      | 2.10 |  |      |
|     |                         |             | Run 2: | Int1:     | 29.23   | (17) | I1-I2:   | 22.41 | (15)               | 0.50 |         |       |      |      |      |  |      |
|     |                         |             |        | Int2:     | 51.64   | (16) |          |       |                    |      | I2-Fin: | 16.01 | (30) | 0.53 |      |  |      |
|     |                         |             |        | Fin:      | 1:07.65 | (22) |          |       |                    |      |         |       |      |      | 1.22 |  |      |
|     |                         |             | Total: | Int1:     | 1:36.05 | (20) |          |       |                    |      |         | 2.45  |      |      |      |  |      |
|     |                         |             |        | Int2:     | 1:58.46 | (22) |          |       |                    |      |         |       |      |      |      |  | 2.25 |
|     |                         |             |        | Fin:      | 2:14.47 | (25) |          |       |                    |      |         |       |      |      |      |  |      |
| 13  | PAULUS Daniel           | CZE         | Run 1: | Int1:     | 28.91   | (18) | I1-I2:   | 21.86 | (6)                | 0.87 |         |       |      |      |      |  |      |
|     |                         |             |        | Int2:     | 50.77   | (6)  |          |       |                    |      | I2-Fin: | 15.24 | (15) | 1.02 |      |  |      |
|     |                         |             |        | Fin:      | 1:06.01 | (7)  |          |       |                    |      |         |       |      |      | 1.29 |  |      |
|     |                         |             | Run 2: | Int1:     | 29.27   | (19) | I1-I2:   | 22.56 | (25)               | 0.54 |         |       |      |      |      |  |      |
|     |                         |             |        | Int2:     | 51.83   | (22) |          |       |                    |      | I2-Fin: | 15.95 | (27) | 0.72 |      |  |      |
|     |                         |             |        | Fin:      | 1:07.78 | (24) |          |       |                    |      |         |       |      |      | 1.35 |  |      |
|     |                         |             | Total: | Int1:     | 1:35.28 | (9)  |          |       |                    |      |         | 1.68  |      |      |      |  |      |
|     |                         |             |        | Int2:     | 1:57.84 | (12) |          |       |                    |      |         |       |      |      |      |  | 1.63 |
|     |                         |             |        | Fin:      | 2:13.79 | (17) |          |       |                    |      |         |       |      |      |      |  |      |
| 14  | BIRKNER de MIGUEL Tomas | ARG         | Run 1: | Int1:     | 29.30   | (37) | I1-I2:   | 22.19 | (13)               | 1.26 |         |       |      |      |      |  |      |
|     |                         |             |        | Int2:     | 51.49   | (22) |          |       |                    |      | I2-Fin: | 15.43 | (24) | 1.74 |      |  |      |
|     |                         |             |        | Fin:      | 1:06.92 | (22) |          |       |                    |      |         |       |      |      | 2.20 |  |      |
|     |                         |             | Run 2: | Int1:     | 29.22   | (16) | I1-I2:   | 22.53 | (23)               | 0.49 |         |       |      |      |      |  |      |
|     |                         |             |        | Int2:     | 51.75   | (21) |          |       |                    |      | I2-Fin: | 15.69 | (12) | 0.64 |      |  |      |
|     |                         |             |        | Fin:      | 1:07.44 | (17) |          |       |                    |      |         |       |      |      | 1.01 |  |      |
|     |                         |             | Total: | Int1:     | 1:36.14 | (22) |          |       |                    |      |         | 2.54  |      |      |      |  |      |
|     |                         |             |        | Int2:     | 1:58.67 | (23) |          |       |                    |      |         |       |      |      |      |  | 2.46 |
|     |                         |             |        | Fin:      | 2:14.36 | (24) |          |       |                    |      |         |       |      |      |      |  |      |
| 15  | LEHTO Elian             | FIN         | Run 1: | Int1:     | 28.96   | (22) | I1-I2:   | 21.97 | (8)                | 0.92 |         |       |      |      |      |  |      |
|     |                         |             |        | Int2:     | 50.93   | (10) |          |       |                    |      | I2-Fin: | 15.23 | (14) | 1.18 |      |  |      |
|     |                         |             |        | Fin:      | 1:06.16 | (11) |          |       |                    |      |         |       |      |      | 1.44 |  |      |
|     |                         |             | Run 2: | Int1:     | 28.86   | (3)  | I1-I2:   | 22.31 | (12)               | 0.13 |         |       |      |      |      |  |      |
|     |                         |             |        | Int2:     | 51.17   | (4)  |          |       |                    |      | I2-Fin: | 15.54 | (5)  | 0.06 |      |  |      |
|     |                         |             |        | Fin:      | 1:06.71 | (3)  |          |       |                    |      |         |       |      |      | 0.28 |  |      |
|     |                         |             | Total: | Int1:     | 1:35.02 | (3)  |          |       |                    |      |         | 1.42  |      |      |      |  |      |
|     |                         |             |        | Int2:     | 1:57.33 | (3)  |          |       |                    |      |         |       |      |      |      |  | 1.12 |
|     |                         |             |        | Fin:      | 2:12.87 | (2)  |          |       |                    |      |         |       |      |      |      |  |      |

Number of Competitors: 120 Number of NSA: 57

| Bib | Name<br>Ski                      | NSA<br>Code | Pos    | Positions |         |      | Partials |       | Difference<br>Time |      |         |       |      |
|-----|----------------------------------|-------------|--------|-----------|---------|------|----------|-------|--------------------|------|---------|-------|------|
|     |                                  |             |        | Time      | Rank    | Pos  | Time     | Rank  |                    |      |         |       |      |
| 16  | NIKIC Leon                       | CRO         | Run 1: | Int1:     | 28.81   | (12) | I1-I2:   | 22.06 | (9)                | 0.77 |         |       |      |
|     |                                  |             |        | Int2:     | 50.87   | (7)  |          |       |                    |      | I2-Fin: | 15.11 | (6)  |
|     |                                  |             |        | Fin:      | 1:05.98 | (5)  |          |       |                    |      |         |       |      |
|     |                                  |             | Run 2: | Int1:     | 29.33   | (23) | I1-I2:   | 23.02 | (34)               | 0.60 |         |       |      |
|     |                                  |             |        | Int2:     | 52.35   | (32) |          |       |                    |      | I2-Fin: | 15.76 | (17) |
|     |                                  |             |        | Fin:      | 1:08.11 | (28) |          |       |                    |      |         |       |      |
|     |                                  |             | Total: | Int1:     | 1:35.31 | (10) |          |       | 1.71               |      |         |       |      |
|     |                                  |             |        | Int2:     | 1:58.33 | (20) |          |       |                    | 2.12 |         |       |      |
|     |                                  |             |        | Fin:      | 2:14.09 | (19) |          |       |                    |      |         |       |      |
| 17  | van den BROECKE Dries<br>Augment | BEL         | Run 1: | Int1:     | 28.06   | (2)  | I1-I2:   | 22.10 | (12)               | 0.02 |         |       |      |
|     |                                  |             |        | Int2:     | 50.16   | (3)  |          |       |                    |      | I2-Fin: | 15.21 | (12) |
|     |                                  |             |        | Fin:      | 1:05.37 | (2)  |          |       |                    |      |         |       |      |
|     |                                  |             | Run 2: | Int1:     | 29.82   | (37) | I1-I2:   | 22.41 | (15)               | 1.09 |         |       |      |
|     |                                  |             |        | Int2:     | 52.23   | (30) |          |       |                    |      | I2-Fin: | 15.71 | (13) |
|     |                                  |             |        | Fin:      | 1:07.94 | (25) |          |       |                    |      |         |       |      |
|     |                                  |             | Total: | Int1:     | 1:35.19 | (6)  |          |       | 1.59               |      |         |       |      |
|     |                                  |             |        | Int2:     | 1:57.60 | (6)  |          |       |                    | 1.39 |         |       |      |
|     |                                  |             |        | Fin:      | 2:13.31 | (9)  |          |       |                    |      |         |       |      |
| 18  | SCOTT Alec                       | AUS         | Run 1: | Int1:     | 29.33   | (38) | I1-I2:   | 22.24 | (15)               | 1.29 |         |       |      |
|     |                                  |             |        | Int2:     | 51.57   | (27) |          |       |                    |      | I2-Fin: | 15.40 | (22) |
|     |                                  |             |        | Fin:      | 1:06.97 | (23) |          |       |                    |      |         |       |      |
|     |                                  |             | Run 2: | Int1:     | 29.39   | (24) | I1-I2:   | 22.34 | (13)               | 0.66 |         |       |      |
|     |                                  |             |        | Int2:     | 51.73   | (20) |          |       |                    |      | I2-Fin: | 15.99 | (29) |
|     |                                  |             |        | Fin:      | 1:07.72 | (23) |          |       |                    |      |         |       |      |
|     |                                  |             | Total: | Int1:     | 1:36.36 | (24) |          |       | 2.76               |      |         |       |      |
|     |                                  |             |        | Int2:     | 1:58.70 | (25) |          |       |                    | 2.49 |         |       |      |
|     |                                  |             |        | Fin:      | 2:14.69 | (26) |          |       |                    |      |         |       |      |
| 19  | PRIELOZNY Matej                  | SVK         | Run 1: | Int1:     | 28.63   | (5)  | I1-I2:   | 22.51 | (26)               | 0.59 |         |       |      |
|     |                                  |             |        | Int2:     | 51.14   | (15) |          |       |                    |      | I2-Fin: | 15.30 | (18) |
|     |                                  |             |        | Fin:      | 1:06.44 | (15) |          |       |                    |      |         |       |      |
|     |                                  |             | Run 2: | Int1:     | 28.83   | (2)  | I1-I2:   | 22.49 | (21)               | 0.10 |         |       |      |
|     |                                  |             |        | Int2:     | 51.32   | (7)  |          |       |                    |      | I2-Fin: | 15.59 | (8)  |
|     |                                  |             |        | Fin:      | 1:06.91 | (7)  |          |       |                    |      |         |       |      |
|     |                                  |             | Total: | Int1:     | 1:35.27 | (8)  |          |       | 1.67               |      |         |       |      |
|     |                                  |             |        | Int2:     | 1:57.76 | (9)  |          |       |                    | 1.55 |         |       |      |
|     |                                  |             |        | Fin:      | 2:13.35 | (11) |          |       |                    |      |         |       |      |
| 20  | FALAT Matej<br>Augment           | SVK         | Run 1: | Int1:     | 28.50   | (4)  | I1-I2:   | 22.39 | (20)               | 0.46 |         |       |      |
|     |                                  |             |        | Int2:     | 50.89   | (9)  |          |       |                    |      | I2-Fin: | 15.32 | (19) |
|     |                                  |             |        | Fin:      | 1:06.21 | (12) |          |       |                    |      |         |       |      |
|     |                                  |             | Run 2: | Int1:     | 28.73   | (1)  | I1-I2:   | 22.41 | (15)               | 0.03 |         |       |      |
|     |                                  |             |        | Int2:     | 51.14   | (3)  |          |       |                    |      | I2-Fin: | 15.58 | (7)  |
|     |                                  |             |        | Fin:      | 1:06.72 | (4)  |          |       |                    |      |         |       |      |
|     |                                  |             | Total: | Int1:     | 1:34.94 | (2)  |          |       | 1.34               |      |         |       |      |
|     |                                  |             |        | Int2:     | 1:57.35 | (5)  |          |       |                    | 1.14 |         |       |      |
|     |                                  |             |        | Fin:      | 2:12.93 | (3)  |          |       |                    |      |         |       |      |

Number of Competitors: 120 Number of NSA: 57

| Bib | Name<br>Ski                    | NSA<br>Code | Positions |       |         | Partials |        | Difference<br>Time |      |      |         |       |      |
|-----|--------------------------------|-------------|-----------|-------|---------|----------|--------|--------------------|------|------|---------|-------|------|
|     |                                |             | Pos       | Time  | Rank    | Pos      | Time   |                    | Rank |      |         |       |      |
| 21  | KOLEGA Samuel                  | CRO         | Run 1:    | Int1: | 28.77   | (8)      | I1-I2: | 22.42              | (22) | 0.73 |         |       |      |
|     |                                |             |           | Int2: | 51.19   | (17)     |        |                    |      |      | I2-Fin: | 15.34 | (20) |
|     |                                |             |           | Fin:  | 1:06.53 | (16)     |        |                    |      |      |         |       |      |
|     |                                |             | Run 2:    | Int1: | 28.98   | (6)      | I1-I2: | 22.43              | (18) | 0.25 |         |       |      |
|     |                                |             |           | Int2: | 51.41   | (11)     |        |                    |      |      | I2-Fin: | 15.40 | (3)  |
|     |                                |             |           | Fin:  | 1:06.81 | (5)      |        |                    |      |      |         |       |      |
|     |                                |             | Total:    | Int1: | 1:35.51 | (14)     |        |                    |      | 1.91 |         |       |      |
|     |                                |             |           | Int2: | 1:57.94 | (16)     |        |                    |      |      | 1.73    |       |      |
|     |                                |             |           | Fin:  | 2:13.34 | (10)     |        |                    |      |      |         |       |      |
| 22  | SIMARI BIRKNER Cristian Javier | ARG         | Run 1:    | Int1: | 28.84   | (14)     | I1-I2: | 22.86              | (37) | 0.80 |         |       |      |
|     |                                |             |           | Int2: | 51.70   | (29)     |        |                    |      |      | I2-Fin: | 17.34 | (86) |
|     |                                |             |           | Fin:  | 1:09.04 | (44)     |        |                    |      |      |         |       |      |
|     |                                |             | Run 2:    | Int1: | 29.44   | (26)     | I1-I2: | 23.19              | (39) | 0.71 |         |       |      |
|     |                                |             |           | Int2: | 52.63   | (35)     |        |                    |      |      | I2-Fin: | 15.87 | (23) |
|     |                                |             |           | Fin:  | 1:08.50 | (33)     |        |                    |      |      |         |       |      |
|     |                                |             | Total:    | Int1: | 1:38.48 | (40)     |        |                    |      | 4.88 |         |       |      |
|     |                                |             |           | Int2: | 2:01.67 | (40)     |        |                    |      |      | 5.46    |       |      |
|     |                                |             |           | Fin:  | 2:17.54 | (40)     |        |                    |      |      |         |       |      |
| 23  | von APPEN Sven                 | CHI         | Run 1:    | Int1: | 28.87   | (16)     | I1-I2: | 22.62              | (29) | 0.83 |         |       |      |
|     |                                |             |           | Int2: | 51.49   | (22)     |        |                    |      |      | I2-Fin: | 15.17 | (10) |
|     |                                |             |           | Fin:  | 1:06.66 | (18)     |        |                    |      |      |         |       |      |
|     |                                |             | Run 2:    | Int1: | 29.47   | (28)     | I1-I2: | 22.54              | (24) | 0.74 |         |       |      |
|     |                                |             |           | Int2: | 52.01   | (24)     |        |                    |      |      | I2-Fin: | 15.59 | (8)  |
|     |                                |             |           | Fin:  | 1:07.60 | (21)     |        |                    |      |      |         |       |      |
|     |                                |             | Total:    | Int1: | 1:36.13 | (21)     |        |                    |      | 2.53 |         |       |      |
|     |                                |             |           | Int2: | 1:58.67 | (23)     |        |                    |      |      | 2.46    |       |      |
|     |                                |             |           | Fin:  | 2:14.26 | (22)     |        |                    |      |      |         |       |      |
| 24  | VERBEKE Tom                    | BEL         | Run 1:    | Int1: | 28.74   | (7)      | I1-I2: | 22.30              | (17) | 0.70 |         |       |      |
|     |                                |             |           | Int2: | 51.04   | (12)     |        |                    |      |      | I2-Fin: |       |      |
|     |                                |             |           | Fin:  | DSQ     |          |        |                    |      |      |         |       |      |
|     |                                |             | Total:    | DSQ   |         |          |        |                    |      |      |         |       |      |
| 25  | SNORRASON Sturla Snaer         | ISL         | Run 1:    | Int1: | 29.14   | (30)     | I1-I2: | 22.40              | (21) | 1.10 |         |       |      |
|     |                                |             |           | Int2: | 51.54   | (26)     |        |                    |      |      | I2-Fin: | 15.51 | (26) |
|     |                                |             |           | Fin:  | 1:07.05 | (24)     |        |                    |      |      |         |       |      |
|     |                                |             | Run 2:    | Int1: | 29.32   | (22)     | I1-I2: | 22.05              | (2)  | 0.59 |         |       |      |
|     |                                |             |           | Int2: | 51.37   | (9)      |        |                    |      |      | I2-Fin: | 15.72 | (15) |
|     |                                |             |           | Fin:  | 1:07.09 | (10)     |        |                    |      |      |         |       |      |
|     |                                |             | Total:    | Int1: | 1:36.37 | (25)     |        |                    |      | 2.77 |         |       |      |
|     |                                |             |           | Int2: | 1:58.42 | (21)     |        |                    |      |      | 2.21    |       |      |
|     |                                |             |           | Fin:  | 2:14.14 | (20)     |        |                    |      |      |         |       |      |
| 26  | DRUKAROV Andrej                | LTU         | Run 1:    | Int1: | 29.41   | (40)     | I1-I2: | 23.11              | (46) | 1.37 |         |       |      |
|     |                                |             |           | Int2: | 52.52   | (44)     |        |                    |      |      | I2-Fin: | 15.73 | (36) |
|     |                                |             |           | Fin:  | 1:08.25 | (38)     |        |                    |      |      |         |       |      |
|     |                                |             | Run 2:    | Int1: | 29.58   | (31)     | I1-I2: | 23.20              | (40) | 0.85 |         |       |      |
|     |                                |             |           | Int2: | 52.78   | (36)     |        |                    |      |      | I2-Fin: | 16.16 | (35) |
|     |                                |             |           | Fin:  | 1:08.94 | (35)     |        |                    |      |      |         |       |      |
|     |                                |             | Total:    | Int1: | 1:37.83 | (37)     |        |                    |      | 4.23 |         |       |      |
|     |                                |             |           | Int2: | 2:01.03 | (37)     |        |                    |      |      | 4.82    |       |      |
|     |                                |             |           | Fin:  | 2:17.19 | (36)     |        |                    |      |      |         |       |      |

Number of Competitors: 120 Number of NSA: 57

| Bib | Name<br>Ski                                   | NSA<br>Code | Pos    | Positions |         |       | Partials |       | Difference<br>Time |      |         |         |       |      |
|-----|---|-------------|--------|-----------|---------|-------|----------|-------|--------------------|------|---------|---------|-------|------|
|     |   |             |        | Time      | Rank    | Pos   | Time     | Rank  |                    |      |         |         |       |      |
| 27  | <b>BREITFUSS KAMMERLANDER Simon</b><br>Voelkl | BOL         | Run 1: | Int1:     | 29.06   | (25)  | I1-I2:   | 23.08 | (45)               | 1.02 |         |         |       |      |
|     |   |             |        | Int2:     | 52.14   | (35)  |          |       |                    |      | I2-Fin: | 15.71   | (34)  |      |
|     |   |             |        | Fin:      | 1:07.85 | (35)  |          |       |                    |      |         |         |       |      |
|     |   |             | Run 2: | Int1:     | 38.52   | (108) | I1-I2:   |       |                    |      | 9.79    |         |       |      |
|     |   |             |        | Int2:     |         |       |          |       |                    |      |         | I2-Fin: |       |      |
|     |   |             |        | Fin:      | DNF     |       |          |       |                    |      |         |         |       |      |
|     |   |             | Total: | Int1:     | 1:46.37 | (90)  |          |       |                    |      |         | 12.77   |       |      |
|     |   |             |        | Int2:     |         |       |          |       |                    |      |         |         |       |      |
|     |   |             |        | Fin:      |         |       |          |       |                    |      |         |         |       |      |
| 28  | <b>DYRBYE NAESTED Casper</b>                  | DEN         | Run 1: | Int1:     | 28.77   | (8)   | I1-I2:   | 22.96 | (40)               | 0.73 |         |         |       |      |
|     |   |             |        | Int2:     | 51.73   | (30)  |          |       |                    |      | I2-Fin: | 15.53   | (28)  |      |
|     |   |             |        | Fin:      | 1:07.26 | (26)  |          |       |                    |      |         |         |       |      |
|     |   |             | Run 2: | Int1:     | 29.47   | (28)  | I1-I2:   | 23.10 | (37)               |      | 0.74    |         |       |      |
|     |   |             |        | Int2:     | 52.57   | (34)  |          |       |                    |      |         | I2-Fin: | 15.79 | (19) |
|     |   |             |        | Fin:      | 1:08.36 | (30)  |          |       |                    |      |         |         |       |      |
|     |   |             | Total: | Int1:     | 1:36.73 | (28)  |          |       |                    |      |         | 3.13    |       |      |
|     |   |             |        | Int2:     | 1:59.83 | (29)  |          |       |                    |      |         | 3.62    |       |      |
|     |   |             |        | Fin:      | 2:15.62 | (29)  |          |       |                    |      |         | 3.57    |       |      |
| 29  | <b>KOSI Klemen</b><br>Atomic                  | SLO         | Run 1: | Int1:     | 28.88   | (17)  | I1-I2:   | 22.09 | (10)               | 0.84 |         |         |       |      |
|     |   |             |        | Int2:     | 50.97   | (11)  |          |       |                    |      | I2-Fin: | 15.18   | (11)  |      |
|     |   |             |        | Fin:      | 1:06.15 | (10)  |          |       |                    |      |         |         |       |      |
|     |   |             | Run 2: | Int1:     | 29.20   | (15)  | I1-I2:   | 22.45 | (19)               |      | 0.47    |         |       |      |
|     |   |             |        | Int2:     | 51.65   | (18)  |          |       |                    |      |         | I2-Fin: | 15.46 | (4)  |
|     |   |             |        | Fin:      | 1:07.11 | (11)  |          |       |                    |      |         |         |       |      |
|     |   |             | Total: | Int1:     | 1:35.35 | (12)  |          |       |                    |      |         | 1.75    |       |      |
|     |   |             |        | Int2:     | 1:57.80 | (11)  |          |       |                    |      |         | 1.59    |       |      |
|     |   |             |        | Fin:      | 2:13.26 | (7)   |          |       |                    |      |         | 1.21    |       |      |
| 30  | <b>BIRAN Itamar</b>                           | ISR         | Run 1: | Int1:     | 29.88   | (63)  | I1-I2:   | 22.71 | (34)               | 1.84 |         |         |       |      |
|     |   |             |        | Int2:     | 52.59   | (46)  |          |       |                    |      | I2-Fin: | 15.55   | (30)  |      |
|     |   |             |        | Fin:      | 1:08.14 | (36)  |          |       |                    |      |         |         |       |      |
|     |   |             | Run 2: | Int1:     | 30.41   | (50)  | I1-I2:   | 22.86 | (32)               |      | 1.68    |         |       |      |
|     |   |             |        | Int2:     | 53.27   | (42)  |          |       |                    |      |         | I2-Fin: | 16.04 | (32) |
|     |   |             |        | Fin:      | 1:09.31 | (40)  |          |       |                    |      |         |         |       |      |
|     |   |             | Total: | Int1:     | 1:38.55 | (41)  |          |       |                    |      |         | 4.95    |       |      |
|     |   |             |        | Int2:     | 2:01.41 | (38)  |          |       |                    |      |         | 5.20    |       |      |
|     |   |             |        | Fin:      | 2:17.45 | (39)  |          |       |                    |      |         | 5.40    |       |      |
| 31  | <b>GEDRA Zaks</b>                             | LAT         | Run 1: | Int1:     | 28.80   | (11)  | I1-I2:   | 22.72 | (35)               | 0.76 |         |         |       |      |
|     |   |             |        | Int2:     | 51.52   | (24)  |          |       |                    |      | I2-Fin: | 15.29   | (17)  |      |
|     |   |             |        | Fin:      | 1:06.81 | (19)  |          |       |                    |      |         |         |       |      |
|     |   |             | Run 2: | Int1:     | 29.06   | (11)  | I1-I2:   | 22.13 | (6)                |      | 0.33    |         |       |      |
|     |   |             |        | Int2:     | 51.19   | (5)   |          |       |                    |      |         | I2-Fin: | 15.24 | (1)  |
|     |   |             |        | Fin:      | 1:06.43 | (1)   |          |       |                    |      |         |         |       |      |
|     |   |             | Total: | Int1:     | 1:35.87 | (19)  |          |       |                    |      |         | 2.27    |       |      |
|     |   |             |        | Int2:     | 1:58.00 | (17)  |          |       |                    |      |         | 1.79    |       |      |
|     |   |             |        | Fin:      | 2:13.24 | (6)   |          |       |                    |      |         | 1.19    |       |      |



Number of Competitors: 120 Number of NSA: 57

| Bib | Name<br>Ski          | NSA<br>Code | Pos    | Positions |         |      | Partials |       | Difference<br>Time |      |         |       |      |
|-----|----------------------|-------------|--------|-----------|---------|------|----------|-------|--------------------|------|---------|-------|------|
|     |                      |             |        | Time      | Rank    | Pos  | Time     | Rank  |                    |      |         |       |      |
| 32  | TODOROV Yoan<br>Head | BUL         | Run 1: | Int1:     | 29.17   | (33) | I1-I2:   | 22.44 | (23)               | 1.13 |         |       |      |
|     |                      |             |        | Int2:     | 51.61   | (28) |          |       |                    |      | I2-Fin: | 15.56 | (32) |
|     |                      |             |        | Fin:      | 1:07.17 | (25) |          |       |                    |      |         |       |      |
|     |                      |             | Run 2: | Int1:     | 29.07   | (12) | I1-I2:   | 22.06 | (3)                | 0.34 |         |       |      |
|     |                      |             |        | Int2:     | 51.13   | (2)  |          |       |                    |      | I2-Fin: | 15.76 | (17) |
|     |                      |             |        | Fin:      | 1:06.89 | (6)  |          |       |                    |      |         |       |      |
|     |                      |             | Total: | Int1:     | 1:36.24 | (23) |          |       |                    | 2.64 |         |       |      |
|     |                      |             |        | Int2:     | 1:58.30 | (19) |          |       |                    |      | 2.09    |       |      |
|     |                      |             |        | Fin:      | 2:14.06 | (18) |          |       |                    |      |         |       |      |
| 33  | LOKMIC Emir          | BIH         | Run 1: | Int1:     | 29.49   | (44) | I1-I2:   | 22.35 | (19)               | 1.45 |         |       |      |
|     |                      |             |        | Int2:     | 51.84   | (32) |          |       |                    |      | I2-Fin: | 15.93 | (41) |
|     |                      |             |        | Fin:      | 1:07.77 | (32) |          |       |                    |      |         |       |      |
|     |                      |             | Run 2: | Int1:     | 29.90   | (40) | I1-I2:   | 23.10 | (37)               | 1.17 |         |       |      |
|     |                      |             |        | Int2:     | 53.00   | (38) |          |       |                    |      | I2-Fin: | 16.18 | (37) |
|     |                      |             |        | Fin:      | 1:09.18 | (39) |          |       |                    |      |         |       |      |
|     |                      |             | Total: | Int1:     | 1:37.67 | (36) |          |       |                    | 4.07 |         |       |      |
|     |                      |             |        | Int2:     | 2:00.77 | (36) |          |       |                    |      | 4.56    |       |      |
|     |                      |             |        | Fin:      | 2:16.95 | (35) |          |       |                    |      |         |       |      |
| 34  | BENIAIDZE Aleks      | GEO         | Run 1: | Int1:     | 29.25   | (36) | I1-I2:   | 22.74 | (36)               | 1.21 |         |       |      |
|     |                      |             |        | Int2:     | 51.99   | (34) |          |       |                    |      | I2-Fin: | 15.57 | (33) |
|     |                      |             |        | Fin:      | 1:07.56 | (28) |          |       |                    |      |         |       |      |
|     |                      |             | Run 2: | Int1:     | 29.04   | (10) | I1-I2:   | 22.48 | (20)               | 0.31 |         |       |      |
|     |                      |             |        | Int2:     | 51.52   | (13) |          |       |                    |      | I2-Fin: | 15.62 | (11) |
|     |                      |             |        | Fin:      | 1:07.14 | (13) |          |       |                    |      |         |       |      |
|     |                      |             | Total: | Int1:     | 1:36.60 | (27) |          |       |                    | 3.00 |         |       |      |
|     |                      |             |        | Int2:     | 1:59.08 | (27) |          |       |                    |      | 2.87    |       |      |
|     |                      |             |        | Fin:      | 2:14.70 | (27) |          |       |                    |      |         |       |      |
| 35  | ANTONIOU Ioannis     | GRE         | Run 1: | Int1:     | 29.80   | (55) | I1-I2:   | 23.84 | (66)               | 1.76 |         |       |      |
|     |                      |             |        | Int2:     | 53.64   | (61) |          |       |                    |      | I2-Fin: | 16.30 | (60) |
|     |                      |             |        | Fin:      | 1:09.94 | (54) |          |       |                    |      |         |       |      |
|     |                      |             | Run 2: | Int1:     | 29.90   | (40) | I1-I2:   | 23.60 | (45)               | 1.17 |         |       |      |
|     |                      |             |        | Int2:     | 53.50   | (43) |          |       |                    |      | I2-Fin: | 16.71 | (53) |
|     |                      |             |        | Fin:      | 1:10.21 | (43) |          |       |                    |      |         |       |      |
|     |                      |             | Total: | Int1:     | 1:39.84 | (47) |          |       |                    | 6.24 |         |       |      |
|     |                      |             |        | Int2:     | 2:03.44 | (48) |          |       |                    |      | 7.23    |       |      |
|     |                      |             |        | Fin:      | 2:20.15 | (49) |          |       |                    |      |         |       |      |
| 36  | SLJIVIC Marko        | BIH         | Run 1: | Int1:     | 29.45   | (42) | I1-I2:   | 23.00 | (43)               | 1.41 |         |       |      |
|     |                      |             |        | Int2:     | 52.45   | (43) |          |       |                    |      | I2-Fin: | 15.79 | (37) |
|     |                      |             |        | Fin:      | 1:08.24 | (37) |          |       |                    |      |         |       |      |
|     |                      |             | Run 2: | Int1:     | 30.42   | (51) | I1-I2:   | 22.83 | (29)               | 1.69 |         |       |      |
|     |                      |             |        | Int2:     | 53.25   | (40) |          |       |                    |      | I2-Fin: | 15.88 | (24) |
|     |                      |             |        | Fin:      | 1:09.13 | (38) |          |       |                    |      |         |       |      |
|     |                      |             | Total: | Int1:     | 1:38.66 | (42) |          |       |                    | 5.06 |         |       |      |
|     |                      |             |        | Int2:     | 2:01.49 | (39) |          |       |                    |      | 5.28    |       |      |
|     |                      |             |        | Fin:      | 2:17.37 | (37) |          |       |                    |      |         |       |      |

Number of Competitors: 120 Number of NSA: 57

| Bib | Name<br>Ski            | NSA<br>Code | Pos    | Positions |         |       | Partials |         | Difference<br>Time |         |      |      |
|-----|------------------------|-------------|--------|-----------|---------|-------|----------|---------|--------------------|---------|------|------|
|     |                        |             |        | Time      | Rank    | Pos   | Time     | Rank    |                    |         |      |      |
| 37  | SZOLLOS Benjamin       | ISR         | Run 1: | Int1:     | 29.16   | (32)  | I1-I2:   | 22.60   | (27)               | 1.12    |      |      |
|     |                        |             |        | Int2:     | 51.76   | (31)  |          | I2-Fin: | 15.55              | (30)    | 2.01 |      |
|     |                        |             |        | Fin:      | 1:07.31 | (27)  |          |         |                    |         | 2.59 |      |
|     |                        |             | Run 2: | Int1:     | 29.27   | (19)  | I1-I2:   | 22.12   | (5)                | 0.54    |      |      |
|     |                        |             |        | Int2:     | 51.39   | (10)  |          | I2-Fin: | 15.55              | (6)     | 0.28 |      |
|     |                        |             |        | Fin:      | 1:06.94 | (8)   |          |         |                    |         | 0.51 |      |
|     |                        |             | Total: | Int1:     | 1:36.58 | (26)  |          |         |                    | 2.98    |      |      |
|     |                        |             |        | Int2:     | 1:58.70 | (25)  |          |         |                    | 2.49    |      |      |
|     |                        |             |        | Fin:      | 2:14.25 | (21)  |          |         |                    | 2.20    |      |      |
| 38  | ABRAMASHVILI Iason     | GEO         | Run 1: | Int1:     | 29.65   | (48)  | I1-I2:   | 22.65   | (31)               | 1.61    |      |      |
|     |                        |             |        | Int2:     | 52.30   | (37)  |          | I2-Fin: | 15.53              | (28)    | 2.55 |      |
|     |                        |             |        | Fin:      | 1:07.83 | (34)  |          |         |                    |         | 3.11 |      |
|     |                        |             | Run 2: | Int1:     | 29.18   | (14)  | I1-I2:   | 22.87   | (33)               | 0.45    |      |      |
|     |                        |             |        | Int2:     | 52.05   | (26)  |          | I2-Fin: | 16.01              | (30)    | 0.94 |      |
|     |                        |             |        | Fin:      | 1:08.06 | (27)  |          |         |                    |         | 1.63 |      |
|     |                        |             | Total: | Int1:     | 1:37.01 | (29)  |          |         |                    | 3.41    |      |      |
|     |                        |             |        | Int2:     | 1:59.88 | (30)  |          |         |                    | 3.67    |      |      |
|     |                        |             |        | Fin:      | 2:15.89 | (30)  |          |         |                    | 3.84    |      |      |
| 39  | VORRE Marcus<br>Atomic | DEN         | Run 1: | Int1:     | 28.91   | (18)  | I1-I2:   | 23.44   | (55)               | 0.87    |      |      |
|     |                        |             |        | Int2:     | 52.35   | (39)  |          |         |                    | I2-Fin: |      | 2.60 |
|     |                        |             |        | Fin:      | DNF     |       |          |         |                    |         |      |      |
|     |                        |             | Total: | DNF       |         |       |          |         |                    |         |      |      |
| 40  | JAPHARIDZE Soso        | GEO         | Run 1: | Int1:     | 29.73   | (50)  | I1-I2:   | 22.62   | (29)               | 1.69    |      |      |
|     |                        |             |        | Int2:     | 52.35   | (39)  |          | I2-Fin: | 15.26              | (16)    | 2.60 |      |
|     |                        |             |        | Fin:      | 1:07.61 | (29)  |          |         |                    |         | 2.89 |      |
|     |                        |             | Run 2: | Int1:     | 29.59   | (32)  | I1-I2:   | 22.10   | (4)                | 0.86    |      |      |
|     |                        |             |        | Int2:     | 51.69   | (19)  |          | I2-Fin: | 15.73              | (16)    | 0.58 |      |
|     |                        |             |        | Fin:      | 1:07.42 | (15)  |          |         |                    |         | 0.99 |      |
|     |                        |             | Total: | Int1:     | 1:37.20 | (31)  |          |         |                    | 3.60    |      |      |
|     |                        |             |        | Int2:     | 1:59.30 | (28)  |          |         |                    | 3.09    |      |      |
|     |                        |             |        | Fin:      | 2:15.03 | (28)  |          |         |                    | 2.98    |      |      |
| 41  | ZVEJNIEKS Miks         | LAT         | Run 1: | Int1:     | 29.44   | (41)  | I1-I2:   | 22.91   | (38)               | 1.40    |      |      |
|     |                        |             |        | Int2:     | 52.35   | (39)  |          | I2-Fin: | 15.95              | (42)    | 2.60 |      |
|     |                        |             |        | Fin:      | 1:08.30 | (41)  |          |         |                    |         | 3.58 |      |
|     |                        |             | Run 2: | Int1:     | 29.26   | (18)  | I1-I2:   | 22.84   | (30)               | 0.53    |      |      |
|     |                        |             |        | Int2:     | 52.10   | (27)  |          | I2-Fin: | 16.97              | (68)    | 0.99 |      |
|     |                        |             |        | Fin:      | 1:09.07 | (36)  |          |         |                    |         | 2.64 |      |
|     |                        |             | Total: | Int1:     | 1:37.56 | (33)  |          |         |                    | 3.96    |      |      |
|     |                        |             |        | Int2:     | 2:00.40 | (33)  |          |         |                    | 4.19    |      |      |
|     |                        |             |        | Fin:      | 2:17.37 | (37)  |          |         |                    | 5.32    |      |      |
| 42  | TZIOVAS Nikolaos       | GRE         | Run 1: | Int1:     | 32.63   | (105) | I1-I2:   | 23.30   | (49)               | 4.59    |      |      |
|     |                        |             |        | Int2:     | 55.93   | (89)  |          | I2-Fin: | 16.29              | (59)    | 6.18 |      |
|     |                        |             |        | Fin:      | 1:12.22 | (80)  |          |         |                    |         | 7.50 |      |
|     |                        |             | Run 2: | Int1:     | 31.05   | (69)  | I1-I2:   | 23.63   | (47)               | 2.32    |      |      |
|     |                        |             |        | Int2:     | 54.68   | (55)  |          | I2-Fin: | 16.78              | (60)    | 3.57 |      |
|     |                        |             |        | Fin:      | 1:11.46 | (55)  |          |         |                    |         | 5.03 |      |
|     |                        |             | Total: | Int1:     | 1:43.27 | (80)  |          |         |                    | 9.67    |      |      |
|     |                        |             |        | Int2:     | 2:06.90 | (69)  |          |         |                    | 10.69   |      |      |
|     |                        |             |        | Fin:      | 2:23.68 | (68)  |          |         |                    | 11.63   |      |      |

Number of Competitors: 120 Number of NSA: 57

| Bib | Name<br>Ski                | NSA<br>Code | Pos    | Positions |         |      | Partials |       | Difference<br>Time |      |
|-----|----------------------------|-------------|--------|-----------|---------|------|----------|-------|--------------------|------|
|     |                            |             |        | Time      | Rank    | Pos  | Time     | Rank  |                    |      |
| 43  | NORRIS Kieran              | IRL         | Run 1: | Int1:     | 29.06   | (25) | I1-I2:   | 22.92 | (39)               | 1.02 |
|     |                            |             |        | Int2:     | 51.98   | (33) |          |       |                    |      |
|     |                            |             |        | Fin:      | DNF     |      |          |       |                    |      |
|     |                            |             | Total: |           | DNF     |      |          |       |                    |      |
| 44  | POETTOZ Michael            | COL         | Run 1: | Int1:     | 29.47   | (43) | I1-I2:   | 23.54 | (60)               | 1.43 |
|     |                            |             |        | Int2:     | 53.01   | (51) |          |       |                    |      |
|     |                            |             |        | Fin:      | 1:09.33 | (50) |          | 4.61  |                    |      |
|     |                            |             | Run 2: | Int1:     | 30.25   | (48) | I1-I2:   | 23.74 | (49)               | 1.52 |
|     |                            |             |        | Int2:     | 53.99   | (45) |          |       |                    |      |
|     |                            |             |        | Fin:      | 1:10.43 | (45) |          | 4.00  |                    |      |
|     |                            |             | Total: | Int1:     | 1:39.58 | (46) |          | 5.98  |                    |      |
|     |                            |             |        | Int2:     | 2:03.32 | (46) |          | 7.11  |                    |      |
|     | Fin:                       | 2:19.76     | (46)   |           | 7.71    |      |          |       |                    |      |
| 45  | SALIHVIC Eldar             | MNE         | Run 1: | Int1:     | 29.77   | (54) | I1-I2:   | 22.97 | (42)               | 1.73 |
|     |                            |             |        | Int2:     | 52.74   | (48) |          |       |                    |      |
|     |                            |             |        | Fin:      | 1:08.61 | (42) |          | 3.89  |                    |      |
|     |                            |             | Run 2: | Int1:     | 30.34   | (49) | I1-I2:   | 23.78 | (50)               | 1.61 |
|     |                            |             |        | Int2:     | 54.12   | (47) |          |       |                    |      |
|     |                            |             |        | Fin:      | 1:10.31 | (44) |          | 3.88  |                    |      |
|     |                            |             | Total: | Int1:     | 1:38.95 | (43) |          | 5.35  |                    |      |
|     |                            |             |        | Int2:     | 2:02.73 | (43) |          | 6.52  |                    |      |
|     | Fin:                       | 2:18.92     | (42)   |           | 6.87    |      |          |       |                    |      |
| 46  | DANILOCHKIN Yuri<br>Atomic | BLR         | Run 1: | Int1:     |         |      | I1-I2:   |       |                    |      |
|     |                            |             |        | Int2:     |         |      |          |       |                    |      |
|     |                            |             |        | Fin:      | DNF     |      |          |       |                    |      |
|     |                            |             | Total: |           | DNF     |      |          |       |                    |      |
| 47  | STANISIC Strahinja         | SRB         | Run 1: | Int1:     | 28.77   | (8)  | I1-I2:   | 22.66 | (32)               | 0.73 |
|     |                            |             |        | Int2:     | 51.43   | (21) |          |       |                    |      |
|     |                            |             |        | Fin:      | 1:06.82 | (20) |          | 2.10  |                    |      |
|     |                            |             | Run 2: | Int1:     | 28.96   | (5)  | I1-I2:   | 22.15 | (7)                | 0.23 |
|     |                            |             |        | Int2:     | 51.11   | (1)  |          |       |                    |      |
|     |                            |             |        | Fin:      | 1:06.47 | (2)  |          |       |                    |      |
|     |                            |             | Total: | Int1:     | 1:35.78 | (18) |          | 2.18  |                    |      |
|     |                            |             |        | Int2:     | 1:57.93 | (15) |          | 1.72  |                    |      |
|     | Fin:                       | 2:13.29     | (8)    |           | 1.24    |      |          |       |                    |      |
| 48  | BOZHINOVSKI Luka           | MKD         | Run 1: | Int1:     | 29.51   | (45) | I1-I2:   | 23.92 | (68)               | 1.47 |
|     |                            |             |        | Int2:     | 53.43   | (58) |          |       |                    |      |
|     |                            |             |        | Fin:      | 1:09.66 | (52) |          | 4.94  |                    |      |
|     |                            |             | Run 2: | Int1:     | 29.64   | (34) | I1-I2:   | 23.61 | (46)               | 0.91 |
|     |                            |             |        | Int2:     | 53.25   | (40) |          |       |                    |      |
|     |                            |             |        | Fin:      | 1:10.01 | (42) |          | 3.58  |                    |      |
|     |                            |             | Total: | Int1:     | 1:39.30 | (45) |          | 5.70  |                    |      |
|     |                            |             |        | Int2:     | 2:02.91 | (44) |          | 6.70  |                    |      |
|     | Fin:                       | 2:19.67     | (44)   |           | 7.62    |      |          |       |                    |      |

Number of Competitors: 120 Number of NSA: 57

| Bib | Name<br>Ski      | NSA<br>Code | Pos    | Positions |         |      | Partials |       | Difference<br>Time |      |         |       |      |
|-----|------------------|-------------|--------|-----------|---------|------|----------|-------|--------------------|------|---------|-------|------|
|     |                  |             |        | Time      | Rank    | Pos  | Time     | Rank  |                    |      |         |       |      |
| 49  | OSCH Matthieu    | LUX         | Run 1: | Int1:     | 29.13   | (29) | I1-I2:   | 23.41 | (53)               | 1.09 |         |       |      |
|     |                  |             |        | Int2:     | 52.54   | (45) |          |       |                    |      | I2-Fin: | 15.72 | (35) |
|     |                  |             |        | Fin:      | 1:08.26 | (40) |          |       |                    |      |         |       |      |
|     |                  |             | Run 2: | Int1:     | 30.07   | (43) | I1-I2:   | 23.95 | (54)               | 1.34 |         |       |      |
|     |                  |             |        | Int2:     | 54.02   | (46) |          |       |                    |      | I2-Fin: | 16.65 | (51) |
|     |                  |             |        | Fin:      | 1:10.67 | (47) |          |       |                    |      |         |       |      |
|     |                  |             | Total: | Int1:     | 1:38.33 | (39) |          |       |                    | 4.73 |         |       |      |
|     |                  |             |        | Int2:     | 2:02.28 | (42) |          |       |                    |      | 6.07    |       |      |
|     |                  |             |        | Fin:      | 2:18.93 | (43) |          |       |                    |      |         |       |      |
| 50  | CHERTSIN Daniil  | BLR         | Run 1: | Int1:     | 29.80   | (55) | I1-I2:   | 23.77 | (64)               | 1.76 |         |       |      |
|     |                  |             |        | Int2:     | 53.57   | (59) |          |       |                    |      | I2-Fin: | 15.95 | (42) |
|     |                  |             |        | Fin:      | 1:09.52 | (51) |          |       |                    |      |         |       |      |
|     |                  |             | Run 2: | Int1:     | 30.57   | (53) | I1-I2:   | 23.82 | (51)               | 1.84 |         |       |      |
|     |                  |             |        | Int2:     | 54.39   | (50) |          |       |                    |      | I2-Fin: | 16.58 | (46) |
|     |                  |             |        | Fin:      | 1:10.97 | (51) |          |       |                    |      |         |       |      |
|     |                  |             | Total: | Int1:     | 1:40.09 | (51) |          |       |                    | 6.49 |         |       |      |
|     |                  |             |        | Int2:     | 2:03.91 | (51) |          |       |                    |      | 7.70    |       |      |
|     |                  |             |        | Fin:      | 2:20.49 | (50) |          |       |                    |      |         |       |      |
| 51  | KUCHIN Zakhar    | KAZ         | Run 1: | Int1:     | 30.69   | (88) | I1-I2:   | 23.36 | (51)               | 2.65 |         |       |      |
|     |                  |             |        | Int2:     | 54.05   | (67) |          |       |                    |      | I2-Fin: | 16.01 | (44) |
|     |                  |             |        | Fin:      | 1:10.06 | (57) |          |       |                    |      |         |       |      |
|     |                  |             | Run 2: | Int1:     | 30.84   | (64) | I1-I2:   | 23.54 | (43)               | 2.11 |         |       |      |
|     |                  |             |        | Int2:     | 54.38   | (49) |          |       |                    |      | I2-Fin: | 16.34 | (41) |
|     |                  |             |        | Fin:      | 1:10.72 | (49) |          |       |                    |      |         |       |      |
|     |                  |             | Total: | Int1:     | 1:40.90 | (57) |          |       |                    | 7.30 |         |       |      |
|     |                  |             |        | Int2:     | 2:04.44 | (53) |          |       |                    |      | 8.23    |       |      |
|     |                  |             |        | Fin:      | 2:20.78 | (51) |          |       |                    |      |         |       |      |
| 52  | BARBU Alexandru  | ROU         | Run 1: | Int1:     | 29.51   | (45) | I1-I2:   | 23.82 | (65)               | 1.47 |         |       |      |
|     |                  |             |        | Int2:     | 53.33   | (56) |          |       |                    |      | I2-Fin: | 16.40 | (64) |
|     |                  |             |        | Fin:      | 1:09.73 | (53) |          |       |                    |      |         |       |      |
|     |                  |             | Run 2: | Int1:     | 30.14   | (44) | I1-I2:   | 24.28 | (58)               | 1.41 |         |       |      |
|     |                  |             |        | Int2:     | 54.42   | (51) |          |       |                    |      | I2-Fin: | 16.88 | (64) |
|     |                  |             |        | Fin:      | 1:11.30 | (53) |          |       |                    |      |         |       |      |
|     |                  |             | Total: | Int1:     | 1:39.87 | (49) |          |       |                    | 6.27 |         |       |      |
|     |                  |             |        | Int2:     | 2:04.15 | (52) |          |       |                    |      | 7.94    |       |      |
|     |                  |             |        | Fin:      | 2:21.03 | (52) |          |       |                    |      |         |       |      |
| 53  | COMERFORD Cormac | IRL         | Run 1: | Int1:     | 29.86   | (61) | I1-I2:   | 22.45 | (24)               | 1.82 |         |       |      |
|     |                  |             |        | Int2:     | 52.31   | (38) |          |       |                    |      | I2-Fin: | 15.51 | (26) |
|     |                  |             |        | Fin:      | 1:07.82 | (33) |          |       |                    |      |         |       |      |
|     |                  |             | Run 2: | Int1:     | 29.83   | (38) | I1-I2:   | 23.08 | (36)               | 1.10 |         |       |      |
|     |                  |             |        | Int2:     | 52.91   | (37) |          |       |                    |      | I2-Fin: | 16.16 | (35) |
|     |                  |             |        | Fin:      | 1:09.07 | (36) |          |       |                    |      |         |       |      |
|     |                  |             | Total: | Int1:     | 1:37.65 | (34) |          |       |                    | 4.05 |         |       |      |
|     |                  |             |        | Int2:     | 2:00.73 | (35) |          |       |                    |      | 4.52    |       |      |
|     |                  |             |        | Fin:      | 2:16.89 | (34) |          |       |                    |      |         |       |      |

Number of Competitors: 120 Number of NSA: 57

| Bib | Name<br>Ski           | NSA<br>Code | Pos    | Positions |         |      | Partials |       | Difference<br>Time |      |         |       |      |
|-----|-----------------------|-------------|--------|-----------|---------|------|----------|-------|--------------------|------|---------|-------|------|
|     |                       |             |        | Time      | Rank    | Pos  | Time     | Rank  |                    |      |         |       |      |
| 54  | ZLATKOVIC Veselin     | SRB         | Run 1: | Int1:     | 30.68   | (87) | I1-I2:   | 23.52 | (58)               | 2.64 |         |       |      |
|     |                       |             |        | Int2:     | 54.20   | (73) |          |       |                    |      | I2-Fin: | 16.13 | (53) |
|     |                       |             |        | Fin:      | 1:10.33 | (61) |          |       |                    |      |         |       |      |
|     |                       |             | Run 2: | Int1:     | 31.25   | (74) | I1-I2:   | 24.18 | (57)               | 2.52 |         |       |      |
|     |                       |             |        | Int2:     | 55.43   | (66) |          |       |                    |      | I2-Fin: | 17.01 | (69) |
|     |                       |             |        | Fin:      | 1:12.44 | (66) |          |       |                    |      |         |       |      |
|     |                       |             | Total: | Int1:     | 1:41.58 | (66) |          |       |                    | 7.98 |         |       |      |
|     |                       |             |        | Int2:     | 2:05.76 | (63) |          |       |                    |      | 9.55    |       |      |
|     |                       |             |        | Fin:      | 2:22.77 | (60) |          |       |                    |      |         |       |      |
| 55  | CONG Liang            | CHN         | Run 1: | Int1:     | 30.12   | (70) | I1-I2:   | 23.47 | (56)               | 2.08 |         |       |      |
|     |                       |             |        | Int2:     | 53.59   | (60) |          |       |                    |      | I2-Fin: |       |      |
|     |                       |             |        | Fin:      | DNF     |      |          |       |                    |      |         |       |      |
|     |                       |             | Total: | DNF       |         |      |          |       |                    |      |         |       |      |
| 56  | SAVEH SHEMSHAKI Porya | IRI         | Run 1: | Int1:     | 30.06   | (69) | I1-I2:   | 23.75 | (63)               | 2.02 |         |       |      |
|     |                       |             |        | Int2:     | 53.81   | (64) |          |       |                    |      | I2-Fin: | 16.24 | (57) |
|     |                       |             |        | Fin:      | 1:10.05 | (56) |          |       |                    |      |         |       |      |
|     |                       |             | Run 2: | Int1:     | 30.97   | (66) | I1-I2:   | 24.66 | (68)               | 2.24 |         |       |      |
|     |                       |             |        | Int2:     | 55.63   | (69) |          |       |                    |      | I2-Fin: | 17.13 | (73) |
|     |                       |             |        | Fin:      | 1:12.76 | (72) |          |       |                    |      |         |       |      |
|     |                       |             | Total: | Int1:     | 1:41.02 | (58) |          |       |                    | 7.42 |         |       |      |
|     |                       |             |        | Int2:     | 2:05.68 | (61) |          |       |                    |      | 9.47    |       |      |
|     |                       |             |        | Fin:      | 2:22.81 | (61) |          |       |                    |      |         |       |      |
| 57  | NAGY Bence            | HUN         | Run 1: | Int1:     | 29.81   | (57) | I1-I2:   | 22.96 | (40)               | 1.77 |         |       |      |
|     |                       |             |        | Int2:     | 52.77   | (49) |          |       |                    |      | I2-Fin: |       |      |
|     |                       |             |        | Fin:      | DNF     |      |          |       |                    |      |         |       |      |
|     |                       |             | Total: | DNF       |         |      |          |       |                    |      |         |       |      |
| 58  | RISTEVSKI Antonio     | MKD         | Run 1: | Int1:     | 30.02   | (67) | I1-I2:   |       |                    | 1.98 |         |       |      |
|     |                       |             |        | Int2:     |         |      |          |       |                    |      | I2-Fin: |       |      |
|     |                       |             |        | Fin:      | DNF     |      |          |       |                    |      |         |       |      |
|     |                       |             | Total: | DNF       |         |      |          |       |                    |      |         |       |      |
| 59  | DJORDJEVIC Mihajlo    | SRB         | Run 1: | Int1:     | 29.85   | (59) | I1-I2:   | 24.23 | (76)               | 1.81 |         |       |      |
|     |                       |             |        | Int2:     | 54.08   | (68) |          |       |                    |      | I2-Fin: | 16.46 | (66) |
|     |                       |             |        | Fin:      | 1:10.54 | (65) |          |       |                    |      |         |       |      |
|     |                       |             | Run 2: | Int1:     | 30.73   | (59) | I1-I2:   | 24.34 | (59)               | 2.00 |         |       |      |
|     |                       |             |        | Int2:     | 55.07   | (58) |          |       |                    |      | I2-Fin: | 17.02 | (70) |
|     |                       |             |        | Fin:      | 1:12.09 | (59) |          |       |                    |      |         |       |      |
|     |                       |             | Total: | Int1:     | 1:41.27 | (63) |          |       |                    | 7.67 |         |       |      |
|     |                       |             |        | Int2:     | 2:05.61 | (59) |          |       |                    |      | 9.40    |       |      |
|     |                       |             |        | Fin:      | 2:22.63 | (59) |          |       |                    |      |         |       |      |
| 60  | MINIC Mateja          | SRB         | Run 1: | Int1:     | 29.76   | (53) | I1-I2:   |       |                    | 1.72 |         |       |      |
|     |                       |             |        | Int2:     |         |      |          |       |                    |      | I2-Fin: |       |      |
|     |                       |             |        | Fin:      | DNF     |      |          |       |                    |      |         |       |      |
|     |                       |             | Total: | DNF       |         |      |          |       |                    |      |         |       |      |
| 61  | OPMANIS Elvis         | LAT         | Run 1: | Int1:     | 29.35   | (39) | I1-I2:   | 23.07 | (44)               | 1.31 |         |       |      |
|     |                       |             |        | Int2:     | 52.42   | (42) |          |       |                    |      | I2-Fin: | 15.83 | (39) |
|     |                       |             |        | Fin:      | 1:08.25 | (38) |          |       |                    |      |         |       |      |
|     |                       |             | Run 2: | Int1:     | 29.11   | (13) | I1-I2:   | 23.07 | (35)               | 0.38 |         |       |      |
|     |                       |             |        | Int2:     | 52.18   | (29) |          |       |                    |      | I2-Fin: | 16.21 | (40) |
|     |                       |             |        | Fin:      | 1:08.39 | (32) |          |       |                    |      |         |       |      |
|     |                       |             | Total: | Int1:     | 1:37.36 | (32) |          |       |                    | 3.76 |         |       |      |
|     |                       |             |        | Int2:     | 2:00.43 | (34) |          |       |                    |      | 4.22    |       |      |
|     |                       |             |        | Fin:      | 2:16.64 | (33) |          |       |                    |      |         |       |      |

Number of Competitors: 120 Number of NSA: 57

| Bib | Name<br>Ski             | NSA<br>Code | Pos    | Positions |         |      | Partials |         | Difference<br>Time |      |         |       |      |
|-----|-------------------------|-------------|--------|-----------|---------|------|----------|---------|--------------------|------|---------|-------|------|
|     |                         |             |        | Time      | Rank    | Pos  | Time     | Rank    |                    |      |         |       |      |
| 62  | TIMOFEEV Evgeniy        | KGZ         | Run 1: | Int1:     | 31.42   | (96) | I1-I2:   | 24.53   | (84)               | 3.38 |         |       |      |
|     |                         |             |        | Int2:     | 55.95   | (91) |          |         |                    |      | I2-Fin: | 16.36 | (62) |
|     |                         |             |        | Fin:      | 1:12.31 | (81) |          |         |                    |      |         |       |      |
|     |                         |             | Run 2: | Int1:     | 31.28   | (76) | I1-I2:   | 25.49   | (84)               | 2.55 |         |       |      |
|     |                         |             |        | Int2:     | 56.77   | (80) |          |         |                    |      | I2-Fin: | 16.91 | (66) |
|     |                         |             |        | Fin:      | 1:13.68 | (77) |          |         |                    |      |         |       |      |
|     |                         |             | Total: | Int1:     | 1:43.59 | (82) |          |         |                    |      | 9.99    |       |      |
|     |                         |             |        | Int2:     | 2:09.08 | (80) |          |         |                    |      | 12.87   |       |      |
|     |                         |             |        | Fin:      | 2:25.99 | (79) |          |         |                    |      | 13.94   |       |      |
| 63  | XU Mingfu               | CHN         | Run 1: | Int1:     | 30.17   | (75) | I1-I2:   | 24.08   | (74)               | 2.13 |         |       |      |
|     |                         |             |        | Int2:     | 54.25   | (74) |          |         |                    |      | I2-Fin: | 16.12 | (52) |
|     |                         |             |        | Fin:      | 1:10.37 | (63) |          |         |                    |      |         |       |      |
|     |                         |             | Run 2: | Int1:     | 31.26   | (75) | I1-I2:   | 24.53   | (63)               | 2.53 |         |       |      |
|     |                         |             |        | Int2:     | 55.79   | (70) |          |         |                    |      | I2-Fin: | 16.78 | (60) |
|     |                         |             |        | Fin:      | 1:12.57 | (67) |          |         |                    |      |         |       |      |
|     |                         |             | Total: | Int1:     | 1:41.63 | (68) |          |         |                    |      | 8.03    |       |      |
|     |                         |             |        | Int2:     | 2:06.16 | (65) |          |         |                    |      | 9.95    |       |      |
|     |                         |             |        | Fin:      | 2:22.94 | (63) |          |         |                    |      | 10.89   |       |      |
| 64  | HAUKSSON Sigurdur       | ISL         | Run 1: | Int1:     | 29.24   | (35) | I1-I2:   | 23.43   | (54)               | 1.20 |         |       |      |
|     |                         |             |        | Int2:     | 52.67   | (47) |          |         |                    |      | I2-Fin: | 16.01 | (44) |
|     |                         |             |        | Fin:      | 1:08.68 | (43) |          |         |                    |      |         |       |      |
|     |                         |             | Run 2: | Int1:     | 29.62   | (33) | I1-I2:   | 23.57   | (44)               | 0.89 |         |       |      |
|     |                         |             |        | Int2:     | 53.19   | (39) |          |         |                    |      | I2-Fin: | 16.60 | (47) |
|     |                         |             |        | Fin:      | 1:09.79 | (41) |          |         |                    |      |         |       |      |
|     |                         |             | Total: | Int1:     | 1:38.30 | (38) |          |         |                    |      | 4.70    |       |      |
|     |                         |             |        | Int2:     | 2:01.87 | (41) |          |         |                    |      | 5.66    |       |      |
|     |                         |             |        | Fin:      | 2:18.47 | (41) |          |         |                    |      | 6.42    |       |      |
| 65  | KIA SHEMSHAKI Behnam    | IRI         | Run 1: | Int1:     | 30.37   | (81) | I1-I2:   | 24.25   | (78)               | 2.33 |         |       |      |
|     |                         |             |        | Int2:     | 54.62   | (78) |          |         |                    |      | I2-Fin: | 17.78 | (93) |
|     |                         |             |        | Fin:      | 1:12.40 | (82) |          |         |                    |      |         |       |      |
|     |                         |             | Run 2: | Int1:     | 30.66   | (56) | I1-I2:   | 25.22   | (80)               | 1.93 |         |       |      |
|     |                         |             |        | Int2:     | 55.88   | (72) |          |         |                    |      | I2-Fin: | 16.77 | (58) |
|     |                         |             |        | Fin:      | 1:12.65 | (70) |          |         |                    |      |         |       |      |
|     |                         |             | Total: | Int1:     | 1:43.06 | (77) |          |         |                    |      | 9.46    |       |      |
|     |                         |             |        | Int2:     | 2:08.28 | (78) |          |         |                    |      | 12.07   |       |      |
|     |                         |             |        | Fin:      | 2:25.05 | (76) |          |         |                    |      | 13.00   |       |      |
| 66  | AUDUNSSON Kristinn Logi | ISL         | Run 1: | Int1:     | 30.26   | (79) | I1-I2:   | 23.70   | (61)               | 2.22 |         |       |      |
|     |                         |             |        | Int2:     | 53.96   | (66) |          |         |                    |      | I2-Fin: | 16.04 | (46) |
|     |                         |             |        | Fin:      | 1:10.00 | (55) |          |         |                    |      |         |       |      |
|     |                         |             | Run 2: | Int1:     | 30.19   | (47) | I1-I2:   |         |                    | 1.46 |         |       |      |
|     |                         |             |        | Int2:     |         |      |          | I2-Fin: |                    |      |         |       |      |
|     |                         |             |        | Fin:      | DNF     |      |          |         |                    |      |         |       |      |
|     |                         |             | Total: | Int1:     | 1:40.19 | (52) |          |         |                    |      | 6.59    |       |      |
|     |                         |             |        | Int2:     |         |      |          |         |                    |      |         |       |      |
|     |                         |             |        | Fin:      |         |      |          |         |                    |      |         |       |      |

Number of Competitors: 120 Number of NSA: 57

| Bib | Name<br>Ski            | NSA<br>Code | Pos    | Positions |         |      | Partials |       | Difference<br>Time |      |         |       |      |
|-----|------------------------|-------------|--------|-----------|---------|------|----------|-------|--------------------|------|---------|-------|------|
|     |                        |             |        | Time      | Rank    | Pos  | Time     | Rank  |                    |      |         |       |      |
| 67  | JAFARI Seyedmorteza    | IRI         | Run 1: | Int1:     | 30.25   | (78) | I1-I2:   | 24.72 | (89)               | 2.21 |         |       |      |
|     |                        |             |        | Int2:     | 54.97   | (85) |          |       |                    |      | I2-Fin: | 16.40 | (64) |
|     |                        |             |        | Fin:      | 1:11.37 | (73) |          |       |                    |      |         |       |      |
|     |                        |             | Run 2: | Int1:     | 30.17   | (46) | I1-I2:   | 25.23 | (81)               | 1.44 |         |       |      |
|     |                        |             |        | Int2:     | 55.40   | (64) |          |       |                    |      | I2-Fin: | 16.70 | (52) |
|     |                        |             |        | Fin:      | 1:12.10 | (60) |          |       |                    |      |         |       |      |
|     |                        |             | Total: | Int1:     | 1:41.54 | (65) |          |       |                    | 7.94 |         |       |      |
|     |                        |             |        | Int2:     | 2:06.77 | (68) |          |       |                    |      | 10.56   |       |      |
|     |                        |             |        | Fin:      | 2:23.47 | (67) |          |       |                    |      |         |       |      |
| 68  | JAPARIDZE Besarion     | GEO         | Run 1: | Int1:     | 29.92   | (65) | I1-I2:   | 23.35 | (50)               | 1.88 |         |       |      |
|     |                        |             |        | Int2:     | 53.27   | (55) |          |       |                    |      | I2-Fin: | 15.81 | (38) |
|     |                        |             |        | Fin:      | 1:09.08 | (46) |          |       |                    |      |         |       |      |
|     |                        |             | Run 2: | Int1:     | 30.94   | (65) | I1-I2:   | 23.33 | (41)               | 2.21 |         |       |      |
|     |                        |             |        | Int2:     | 54.27   | (48) |          |       |                    |      | I2-Fin: | 16.44 | (43) |
|     |                        |             |        | Fin:      | 1:10.71 | (48) |          |       |                    |      |         |       |      |
|     |                        |             | Total: | Int1:     | 1:40.02 | (50) |          |       |                    | 6.42 |         |       |      |
|     |                        |             |        | Int2:     | 2:03.35 | (47) |          |       |                    |      | 7.14    |       |      |
|     |                        |             |        | Fin:      | 2:19.79 | (47) |          |       |                    |      |         |       |      |
| 69  | DANOV Sergey           | KAZ         | Run 1: | Int1:     | 29.96   | (66) | I1-I2:   | 23.97 | (71)               | 1.92 |         |       |      |
|     |                        |             |        | Int2:     | 53.93   | (65) |          |       |                    |      | I2-Fin: | 16.16 | (55) |
|     |                        |             |        | Fin:      | 1:10.09 | (58) |          |       |                    |      |         |       |      |
|     |                        |             | Run 2: | Int1:     | 30.72   | (58) | I1-I2:   | 24.45 | (61)               | 1.99 |         |       |      |
|     |                        |             |        | Int2:     | 55.17   | (59) |          |       |                    |      | I2-Fin: | 16.50 | (45) |
|     |                        |             |        | Fin:      | 1:11.67 | (56) |          |       |                    |      |         |       |      |
|     |                        |             | Total: | Int1:     | 1:40.81 | (56) |          |       |                    | 7.21 |         |       |      |
|     |                        |             |        | Int2:     | 2:05.26 | (56) |          |       |                    |      | 9.05    |       |      |
|     |                        |             |        | Fin:      | 2:21.76 | (56) |          |       |                    |      |         |       |      |
| 70  | KOVBASNYUK Ivan        | UKR         | Run 1: | Int1:     | 29.71   | (49) | I1-I2:   | 23.24 | (48)               | 1.67 |         |       |      |
|     |                        |             |        | Int2:     | 52.95   | (50) |          |       |                    |      | I2-Fin: | 16.10 | (48) |
|     |                        |             |        | Fin:      | 1:09.05 | (45) |          |       |                    |      |         |       |      |
|     |                        |             | Run 2: | Int1:     | 30.16   | (45) | I1-I2:   | 23.71 | (48)               | 1.43 |         |       |      |
|     |                        |             |        | Int2:     | 53.87   | (44) |          |       |                    |      | I2-Fin: | 16.75 | (56) |
|     |                        |             |        | Fin:      | 1:10.62 | (46) |          |       |                    |      |         |       |      |
|     |                        |             | Total: | Int1:     | 1:39.21 | (44) |          |       |                    | 5.61 |         |       |      |
|     |                        |             |        | Int2:     | 2:02.92 | (45) |          |       |                    |      | 6.71    |       |      |
|     |                        |             |        | Fin:      | 2:19.67 | (44) |          |       |                    |      |         |       |      |
| 71  | GUDMUNDSSON Gisli Rafn | ISL         | Run 1: | Int1:     | 28.91   | (18) | I1-I2:   | 22.61 | (28)               | 0.87 |         |       |      |
|     |                        |             |        | Int2:     | 51.52   | (24) |          |       |                    |      | I2-Fin: | 16.13 | (53) |
|     |                        |             |        | Fin:      | 1:07.65 | (31) |          |       |                    |      |         |       |      |
|     |                        |             | Run 2: | Int1:     | 29.52   | (30) | I1-I2:   | 22.84 | (30)               | 0.79 |         |       |      |
|     |                        |             |        | Int2:     | 52.36   | (33) |          |       |                    |      | I2-Fin: | 16.18 | (37) |
|     |                        |             |        | Fin:      | 1:08.54 | (34) |          |       |                    |      |         |       |      |
|     |                        |             | Total: | Int1:     | 1:37.17 | (30) |          |       |                    | 3.57 |         |       |      |
|     |                        |             |        | Int2:     | 2:00.01 | (32) |          |       |                    |      | 3.80    |       |      |
|     |                        |             |        | Fin:      | 2:16.19 | (32) |          |       |                    |      |         |       |      |

Number of Competitors: 120 Number of NSA: 57

| Bib | Name<br>Ski         | NSA<br>Code | Pos    | Positions |         |      | Partials |       | Difference<br>Time |      |         |       |      |
|-----|---------------------|-------------|--------|-----------|---------|------|----------|-------|--------------------|------|---------|-------|------|
|     |                     |             |        | Time      | Rank    | Pos  | Time     | Rank  |                    |      |         |       |      |
| 72  | CHERTSIN Uladzislau | BLR         | Run 1: | Int1:     | 29.89   | (64) | I1-I2:   | 24.86 | (90)               | 1.85 |         |       |      |
|     |                     |             |        | Int2:     | 54.75   | (81) |          |       |                    |      | I2-Fin: | 16.57 | (69) |
|     |                     |             |        | Fin:      | 1:11.32 | (72) |          |       |                    |      |         |       |      |
|     |                     |             | Run 2: | Int1:     | 30.80   | (63) | I1-I2:   | 24.81 | (70)               | 2.07 |         |       |      |
|     |                     |             |        | Int2:     | 55.61   | (68) |          |       |                    |      | I2-Fin: | 16.80 | (62) |
|     |                     |             |        | Fin:      | 1:12.41 | (65) |          |       |                    |      |         |       |      |
|     |                     |             | Total: | Int1:     | 1:42.12 | (70) |          |       |                    | 8.52 |         |       |      |
|     |                     |             |        | Int2:     | 2:06.93 | (70) |          |       |                    |      | 10.72   |       |      |
|     |                     |             |        | Fin:      | 2:23.73 | (69) |          |       |                    |      |         |       |      |
| 73  | TAHIRI Albin        | KOS         | Run 1: | Int1:     | 30.16   | (74) | I1-I2:   | 24.01 | (73)               | 2.12 |         |       |      |
|     |                     |             |        | Int2:     | 54.17   | (72) |          |       |                    |      | I2-Fin: | 16.55 | (68) |
|     |                     |             |        | Fin:      | 1:10.72 | (67) |          |       |                    |      |         |       |      |
|     |                     |             | Run 2: | Int1:     | 30.46   | (52) | I1-I2:   | 24.16 | (56)               | 1.73 |         |       |      |
|     |                     |             |        | Int2:     | 54.62   | (54) |          |       |                    |      | I2-Fin: | 16.77 | (58) |
|     |                     |             |        | Fin:      | 1:11.39 | (54) |          |       |                    |      |         |       |      |
|     |                     |             | Total: | Int1:     | 1:41.18 | (61) |          |       |                    | 7.58 |         |       |      |
|     |                     |             |        | Int2:     | 2:05.34 | (57) |          |       |                    |      | 9.13    |       |      |
|     |                     |             |        | Fin:      | 2:22.11 | (57) |          |       |                    |      |         |       |      |
| 74  | ZHANG Yangming      | CHN         | Run 1: | Int1:     | 29.57   | (47) | I1-I2:   | 23.47 | (56)               | 1.53 |         |       |      |
|     |                     |             |        | Int2:     | 53.04   | (52) |          |       |                    |      | I2-Fin: | 16.11 | (49) |
|     |                     |             |        | Fin:      | 1:09.15 | (47) |          |       |                    |      |         |       |      |
|     |                     |             | Run 2: | Int1:     | 31.22   | (73) | I1-I2:   | 23.50 | (42)               | 2.49 |         |       |      |
|     |                     |             |        | Int2:     | 54.72   | (57) |          |       |                    |      | I2-Fin: | 17.29 | (79) |
|     |                     |             |        | Fin:      | 1:12.01 | (58) |          |       |                    |      |         |       |      |
|     |                     |             | Total: | Int1:     | 1:40.37 | (53) |          |       |                    | 6.77 |         |       |      |
|     |                     |             |        | Int2:     | 2:03.87 | (50) |          |       |                    |      | 7.66    |       |      |
|     |                     |             |        | Fin:      | 2:21.16 | (53) |          |       |                    |      |         |       |      |
| 75  | MAROTY Matyas       | HUN         | Run 1: | Int1:     | 29.74   | (51) | I1-I2:   | 23.37 | (52)               | 1.70 |         |       |      |
|     |                     |             |        | Int2:     | 53.11   | (53) |          |       |                    |      | I2-Fin: | 16.11 | (49) |
|     |                     |             |        | Fin:      | 1:09.22 | (48) |          |       |                    |      |         |       |      |
|     |                     |             | Run 2: | Int1:     | 30.62   | (55) | I1-I2:   | 23.91 | (52)               | 1.89 |         |       |      |
|     |                     |             |        | Int2:     | 54.53   | (52) |          |       |                    |      | I2-Fin: | 16.37 | (42) |
|     |                     |             |        | Fin:      | 1:10.90 | (50) |          |       |                    |      |         |       |      |
|     |                     |             | Total: | Int1:     | 1:39.84 | (47) |          |       |                    | 6.24 |         |       |      |
|     |                     |             |        | Int2:     | 2:03.75 | (49) |          |       |                    |      | 7.54    |       |      |
|     |                     |             |        | Fin:      | 2:20.12 | (48) |          |       |                    |      |         |       |      |
| 76  | TSIBELENGO Levko    | UKR         | Run 1: | Int1:     | 29.86   | (61) | I1-I2:   | 23.52 | (58)               | 1.82 |         |       |      |
|     |                     |             |        | Int2:     | 53.38   | (57) |          |       |                    |      | I2-Fin: | 16.89 | (80) |
|     |                     |             |        | Fin:      | 1:10.27 | (60) |          |       |                    |      |         |       |      |
|     |                     |             | Run 2: | Int1:     | 30.76   | (61) | I1-I2:   | 24.61 | (67)               | 2.03 |         |       |      |
|     |                     |             |        | Int2:     | 55.37   | (63) |          |       |                    |      | I2-Fin: | 17.34 | (82) |
|     |                     |             |        | Fin:      | 1:12.71 | (71) |          |       |                    |      |         |       |      |
|     |                     |             | Total: | Int1:     | 1:41.03 | (59) |          |       |                    | 7.43 |         |       |      |
|     |                     |             |        | Int2:     | 2:05.64 | (60) |          |       |                    |      | 9.43    |       |      |
|     |                     |             |        | Fin:      | 2:22.98 | (64) |          |       |                    |      |         |       |      |



Number of Competitors: 120 Number of NSA: 57

| Bib   | Name<br>Ski       | NSA<br>Code | Pos    | Positions |         |      | Partials |       | Difference<br>Time |       |         |       |      |
|-------|-------------------|-------------|--------|-----------|---------|------|----------|-------|--------------------|-------|---------|-------|------|
|       |                   |             |        | Time      | Rank    | Pos  | Time     | Rank  |                    |       |         |       |      |
| 77    | ZHANG Xiaosong    | CHN         | Run 1: | Int1:     | 30.12   | (70) | I1-I2:   | 24.62 | (87)               | 2.08  |         |       |      |
|       |                   |             |        | Int2:     | 54.74   | (80) |          |       |                    |       | I2-Fin: | 16.85 | (77) |
|       |                   |             |        | Fin:      | 1:11.59 | (77) |          |       |                    |       |         |       |      |
|       |                   |             | Run 2: | Int1:     | 31.01   | (68) | I1-I2:   | 25.01 | (75)               | 2.28  |         |       |      |
|       |                   |             |        | Int2:     | 56.02   | (73) |          |       |                    |       | I2-Fin: | 16.60 | (47) |
|       |                   |             |        | Fin:      | 1:12.62 | (69) |          |       |                    |       |         |       |      |
|       |                   |             | Total: | Int1:     | 1:42.60 | (72) |          |       | 9.00               |       |         |       |      |
|       |                   |             |        | Int2:     | 2:07.61 | (74) |          |       |                    |       |         |       |      |
|       |                   |             |        | Fin:      | 2:24.21 | (71) |          |       |                    | 11.40 |         |       |      |
| <hr/> |                   |             |        |           |         |      |          |       |                    |       |         |       |      |
| 78    | TUKHTAEV Komiljon | UZB         | Run 1: | Int1:     | 30.13   | (72) | I1-I2:   | 23.12 | (47)               | 2.09  |         |       |      |
|       |                   |             |        | Int2:     | 53.25   | (54) |          |       |                    |       | I2-Fin: | 16.07 | (47) |
|       |                   |             |        | Fin:      | 1:09.32 | (49) |          |       |                    |       |         |       |      |
|       |                   |             | Run 2: | Int1:     | 31.47   | (82) | I1-I2:   | 24.09 | (55)               | 2.74  |         |       |      |
|       |                   |             |        | Int2:     | 55.56   | (67) |          |       |                    |       | I2-Fin: | 16.64 | (50) |
|       |                   |             |        | Fin:      | 1:12.20 | (62) |          |       |                    |       |         |       |      |
|       |                   |             | Total: | Int1:     | 1:40.79 | (55) |          |       | 7.19               |       |         |       |      |
|       |                   |             |        | Int2:     | 2:04.88 | (54) |          |       |                    |       |         |       |      |
|       |                   |             |        | Fin:      | 2:21.52 | (54) |          |       |                    | 8.67  |         |       |      |
| <hr/> |                   |             |        |           |         |      |          |       |                    |       |         |       |      |
| 79    | TERZIC Dino       | BIH         | Run 1: | Int1:     | 30.63   | (84) | I1-I2:   | 23.95 | (70)               | 2.59  |         |       |      |
|       |                   |             |        | Int2:     | 54.58   | (77) |          |       |                    |       | I2-Fin: | 16.83 | (76) |
|       |                   |             |        | Fin:      | 1:11.41 | (74) |          |       |                    |       |         |       |      |
|       |                   |             | Run 2: | Int1:     | 31.31   | (78) | I1-I2:   | 24.48 | (62)               | 2.58  |         |       |      |
|       |                   |             |        | Int2:     | 55.79   | (70) |          |       |                    |       | I2-Fin: | 17.17 | (75) |
|       |                   |             |        | Fin:      | 1:12.96 | (73) |          |       |                    |       |         |       |      |
|       |                   |             | Total: | Int1:     | 1:42.72 | (74) |          |       | 9.12               |       |         |       |      |
|       |                   |             |        | Int2:     | 2:07.20 | (71) |          |       |                    |       |         |       |      |
|       |                   |             |        | Fin:      | 2:24.37 | (72) |          |       |                    | 10.99 |         |       |      |
| <hr/> |                   |             |        |           |         |      |          |       |                    |       |         |       |      |
| 80    | PETKOV Viktor     | MKD         | Run 1: | Int1:     | 31.43   | (97) | I1-I2:   | 24.47 | (83)               | 3.39  |         |       |      |
|       |                   |             |        | Int2:     | 55.90   | (88) |          |       |                    |       | I2-Fin: | 16.98 | (81) |
|       |                   |             |        | Fin:      | 1:12.88 | (85) |          |       |                    |       |         |       |      |
|       |                   |             | Run 2: | Int1:     | 32.60   | (91) | I1-I2:   | 25.11 | (79)               | 3.87  |         |       |      |
|       |                   |             |        | Int2:     | 57.71   | (86) |          |       |                    |       | I2-Fin: | 17.50 | (85) |
|       |                   |             |        | Fin:      | 1:15.21 | (86) |          |       |                    |       |         |       |      |
|       |                   |             | Total: | Int1:     | 1:45.48 | (85) |          |       | 11.88              |       |         |       |      |
|       |                   |             |        | Int2:     | 2:10.59 | (84) |          |       |                    |       |         |       |      |
|       |                   |             |        | Fin:      | 2:28.09 | (85) |          |       |                    | 14.38 |         |       |      |
| <hr/> |                   |             |        |           |         |      |          |       |                    |       |         |       |      |
| 81    | ALMEIDA Samuel    | POR         | Run 1: | Int1:     | 30.46   | (83) | I1-I2:   | 23.97 | (71)               | 2.42  |         |       |      |
|       |                   |             |        | Int2:     | 54.43   | (76) |          |       |                    |       | I2-Fin: | 16.52 | (67) |
|       |                   |             |        | Fin:      | 1:10.95 | (69) |          |       |                    |       |         |       |      |
|       |                   |             | Run 2: | Int1:     | 31.77   | (85) | I1-I2:   | 24.56 | (64)               | 3.04  |         |       |      |
|       |                   |             |        | Int2:     | 56.33   | (76) |          |       |                    |       | I2-Fin: | 17.10 | (72) |
|       |                   |             |        | Fin:      | 1:13.43 | (76) |          |       |                    |       |         |       |      |
|       |                   |             | Total: | Int1:     | 1:42.72 | (74) |          |       | 9.12               |       |         |       |      |
|       |                   |             |        | Int2:     | 2:07.28 | (72) |          |       |                    |       |         |       |      |
|       |                   |             |        | Fin:      | 2:24.38 | (73) |          |       |                    | 11.07 |         |       |      |
| <hr/> |                   |             |        |           |         |      |          |       |                    |       |         |       |      |

Number of Competitors: 120 Number of NSA: 57

| Bib | Name<br>Ski         | NSA<br>Code | Pos    | Positions |         |      | Partials |       | Difference<br>Time |       |         |       |      |
|-----|---------------------|-------------|--------|-----------|---------|------|----------|-------|--------------------|-------|---------|-------|------|
|     |                     |             |        | Time      | Rank    | Pos  | Time     | Rank  |                    |       |         |       |      |
| 82  | LOSS Daniels        | LAT         | Run 1: | Int1:     | 30.24   | (77) | I1-I2:   | 23.91 | (67)               | 2.20  |         |       |      |
|     |                     |             |        | Int2:     | 54.15   | (71) |          |       |                    |       | I2-Fin: | 16.11 | (49) |
|     |                     |             |        | Fin:      | 1:10.26 | (59) |          |       |                    |       |         |       |      |
|     |                     |             | Run 2: | Int1:     | 31.00   | (67) | I1-I2:   | 24.42 | (60)               | 2.27  |         |       |      |
|     |                     |             |        | Int2:     | 55.42   | (65) |          |       |                    |       | I2-Fin: | 16.72 | (54) |
|     |                     |             |        | Fin:      | 1:12.14 | (61) |          |       |                    |       |         |       |      |
|     |                     |             | Total: | Int1:     | 1:41.26 | (62) |          |       | 7.66               |       |         |       |      |
|     |                     |             |        | Int2:     | 2:05.68 | (61) |          |       |                    | 9.47  |         |       |      |
|     |                     |             |        | Fin:      | 2:22.40 | (58) |          |       |                    |       |         |       |      |
| 83  | KOZARIS Filippos    | GRE         | Run 1: | Int1:     | 30.26   | (79) | I1-I2:   | 24.63 | (88)               | 2.22  |         |       |      |
|     |                     |             |        | Int2:     | 54.89   | (83) |          |       |                    |       | I2-Fin: | 16.61 | (71) |
|     |                     |             |        | Fin:      | 1:11.50 | (76) |          |       |                    |       |         |       |      |
|     |                     |             | Run 2: | Int1:     | 31.18   | (71) | I1-I2:   | 24.92 | (72)               | 2.45  |         |       |      |
|     |                     |             |        | Int2:     | 56.10   | (74) |          |       |                    |       | I2-Fin: | 16.92 | (67) |
|     |                     |             |        | Fin:      | 1:13.02 | (74) |          |       |                    |       |         |       |      |
|     |                     |             | Total: | Int1:     | 1:42.68 | (73) |          |       | 9.08               |       |         |       |      |
|     |                     |             |        | Int2:     | 2:07.60 | (73) |          |       |                    | 11.39 |         |       |      |
|     |                     |             |        | Fin:      | 2:24.52 | (74) |          |       |                    |       |         |       |      |
| 84  | KAKKOURAS Giorgos   | CYP         | Run 1: | Int1:     | 30.38   | (82) | I1-I2:   | 24.24 | (77)               | 2.34  |         |       |      |
|     |                     |             |        | Int2:     | 54.62   | (78) |          |       |                    |       | I2-Fin: | 16.64 | (72) |
|     |                     |             |        | Fin:      | 1:11.26 | (71) |          |       |                    |       |         |       |      |
|     |                     |             | Run 2: | Int1:     | 31.31   | (78) | I1-I2:   | 25.48 | (83)               | 2.58  |         |       |      |
|     |                     |             |        | Int2:     | 56.79   | (81) |          |       |                    |       | I2-Fin: | 17.13 | (73) |
|     |                     |             |        | Fin:      | 1:13.92 | (80) |          |       |                    |       |         |       |      |
|     |                     |             | Total: | Int1:     | 1:42.57 | (71) |          |       | 8.97               |       |         |       |      |
|     |                     |             |        | Int2:     | 2:08.05 | (77) |          |       |                    | 11.84 |         |       |      |
|     |                     |             |        | Fin:      | 2:25.18 | (77) |          |       |                    |       |         |       |      |
| 85  | KOUYOUMDJIAN Yianno | CYP         | Run 1: | Int1:     | 31.03   | (91) | I1-I2:   | 25.09 | (93)               | 2.99  |         |       |      |
|     |                     |             |        | Int2:     | 56.12   | (93) |          |       |                    |       | I2-Fin: | 16.86 | (78) |
|     |                     |             |        | Fin:      | 1:12.98 | (86) |          |       |                    |       |         |       |      |
|     |                     |             | Run 2: | Int1:     | 31.64   | (84) | I1-I2:   | 24.97 | (74)               | 2.91  |         |       |      |
|     |                     |             |        | Int2:     | 56.61   | (79) |          |       |                    |       | I2-Fin: | 17.44 | (83) |
|     |                     |             |        | Fin:      | 1:14.05 | (81) |          |       |                    |       |         |       |      |
|     |                     |             | Total: | Int1:     | 1:44.62 | (84) |          |       | 11.02              |       |         |       |      |
|     |                     |             |        | Int2:     | 2:09.59 | (83) |          |       |                    | 13.38 |         |       |      |
|     |                     |             |        | Fin:      | 2:27.03 | (83) |          |       |                    |       |         |       |      |
| 86  | BLAAFALK Bastian    | DEN         | Run 1: | Int1:     | 30.15   | (73) | I1-I2:   | 24.14 | (75)               | 2.11  |         |       |      |
|     |                     |             |        | Int2:     | 54.29   | (75) |          |       |                    |       | I2-Fin: | 16.37 | (63) |
|     |                     |             |        | Fin:      | 1:10.66 | (66) |          |       |                    |       |         |       |      |
|     |                     |             | Run 2: | Int1:     | 30.74   | (60) | I1-I2:   | 24.60 | (66)               | 2.01  |         |       |      |
|     |                     |             |        | Int2:     | 55.34   | (61) |          |       |                    |       | I2-Fin: | 16.86 | (63) |
|     |                     |             |        | Fin:      | 1:12.20 | (62) |          |       |                    |       |         |       |      |
|     |                     |             | Total: | Int1:     | 1:41.40 | (64) |          |       | 7.80               |       |         |       |      |
|     |                     |             |        | Int2:     | 2:06.00 | (64) |          |       |                    | 9.79  |         |       |      |
|     |                     |             |        | Fin:      | 2:22.86 | (62) |          |       |                    |       |         |       |      |

Number of Competitors: 120 Number of NSA: 57

| Bib | Name<br>Ski             | NSA<br>Code | Pos    | Positions |         |      | Partials |       | Difference<br>Time |      |         |         |       |      |
|-----|-------------------------|-------------|--------|-----------|---------|------|----------|-------|--------------------|------|---------|---------|-------|------|
|     |                         |             |        | Time      | Rank    | Pos  | Time     | Rank  |                    |      |         |         |       |      |
| 87  | DJOKANOVIC Strahinja    | BIH         | Run 1: | Int1:     | 29.85   | (59) | I1-I2:   | 24.97 | (92)               | 1.81 |         |         |       |      |
|     |                         |             |        | Int2:     | 54.82   | (82) |          |       |                    |      | I2-Fin: | 16.59   | (70)  |      |
|     |                         |             |        | Fin:      | 1:11.41 | (74) |          |       |                    |      |         |         |       |      |
|     |                         |             | Run 2: | Int1:     | 31.39   | (81) | I1-I2:   | 25.09 | (77)               |      | 2.66    |         |       |      |
|     |                         |             |        | Int2:     | 56.48   | (78) |          |       |                    |      |         | I2-Fin: | 17.32 | (80) |
|     |                         |             |        | Fin:      | 1:13.80 | (79) |          |       |                    |      |         |         |       |      |
|     |                         |             | Total: | Int1:     | 1:42.80 | (76) |          |       |                    |      |         | 9.20    |       |      |
|     |                         |             |        | Int2:     | 2:07.89 | (76) |          |       |                    |      |         |         |       |      |
|     |                         |             |        | Fin:      | 2:25.21 | (78) |          |       |                    |      |         |         |       |      |
| 88  | EPIPHANIOU Andreas      | CYP         | Run 1: | Int1:     | 31.32   | (95) | I1-I2:   | 24.61 | (86)               | 3.28 |         |         |       |      |
|     |                         |             |        | Int2:     | 55.93   | (89) |          |       |                    |      |         | I2-Fin: | 16.72 | (73) |
|     |                         |             |        | Fin:      | 1:12.65 | (84) |          |       |                    |      |         |         |       |      |
|     |                         |             | Run 2: | Int1:     | 31.49   | (83) | I1-I2:   | 25.32 | (82)               |      | 2.76    |         |       |      |
|     |                         |             |        | Int2:     | 56.81   | (82) |          |       |                    |      |         | I2-Fin: | 16.89 | (65) |
|     |                         |             |        | Fin:      | 1:13.70 | (78) |          |       |                    |      |         |         |       |      |
|     |                         |             | Total: | Int1:     | 1:44.14 | (83) |          |       |                    |      |         | 10.54   |       |      |
|     |                         |             |        | Int2:     | 2:09.46 | (82) |          |       |                    |      |         |         |       |      |
|     |                         |             |        | Fin:      | 2:26.35 | (81) |          |       |                    |      |         |         |       |      |
| 89  | KOSIC Bojan             | MNE         | Run 1: | Int1:     | 31.14   | (92) | I1-I2:   | 25.66 | (96)               | 3.10 |         |         |       |      |
|     |                         |             |        | Int2:     | 56.80   | (95) |          |       |                    |      |         | I2-Fin: | 17.45 | (89) |
|     |                         |             |        | Fin:      | 1:14.25 | (90) |          |       |                    |      |         |         |       |      |
|     |                         |             | Run 2: | Int1:     | 32.03   | (86) | I1-I2:   | 26.13 | (89)               |      | 3.30    |         |       |      |
|     |                         |             |        | Int2:     | 58.16   | (87) |          |       |                    |      |         | I2-Fin: | 17.47 | (84) |
|     |                         |             |        | Fin:      | 1:15.63 | (87) |          |       |                    |      |         |         |       |      |
|     |                         |             | Total: | Int1:     | 1:46.28 | (89) |          |       |                    |      |         | 12.68   |       |      |
|     |                         |             |        | Int2:     | 2:12.41 | (87) |          |       |                    |      |         |         |       |      |
|     |                         |             |        | Fin:      | 2:29.88 | (87) |          |       |                    |      |         |         |       |      |
| 90  | ALEKSANDRAVICIUS Vilius | LTU         | Run 1: | Int1:     | 31.24   | (94) | I1-I2:   | 25.62 | (95)               | 3.20 |         |         |       |      |
|     |                         |             |        | Int2:     | 56.86   | (96) |          |       |                    |      |         | I2-Fin: | 17.34 | (86) |
|     |                         |             |        | Fin:      | 1:14.20 | (89) |          |       |                    |      |         |         |       |      |
|     |                         |             | Run 2: | Int1:     | 31.29   | (77) | I1-I2:   | 25.82 | (85)               |      | 2.56    |         |       |      |
|     |                         |             |        | Int2:     | 57.11   | (84) |          |       |                    |      |         | I2-Fin: | 17.54 | (86) |
|     |                         |             |        | Fin:      | 1:14.65 | (85) |          |       |                    |      |         |         |       |      |
|     |                         |             | Total: | Int1:     | 1:45.49 | (86) |          |       |                    |      |         | 11.89   |       |      |
|     |                         |             |        | Int2:     | 2:11.31 | (86) |          |       |                    |      |         |         |       |      |
|     |                         |             |        | Fin:      | 2:28.85 | (86) |          |       |                    |      |         |         |       |      |
| 91  | KATSANIS Athanasios     | GRE         | Run 1: | Int1:     | 29.81   | (57) | I1-I2:   | 24.32 | (81)               | 1.77 |         |         |       |      |
|     |                         |             |        | Int2:     | 54.13   | (70) |          |       |                    |      |         | I2-Fin: | 16.86 | (78) |
|     |                         |             |        | Fin:      | 1:10.99 | (70) |          |       |                    |      |         |         |       |      |
|     |                         |             | Run 2: | Int1:     | 30.60   | (54) | I1-I2:   | 24.68 | (69)               |      | 1.87    |         |       |      |
|     |                         |             |        | Int2:     | 55.28   | (60) |          |       |                    |      |         | I2-Fin: | 16.72 | (54) |
|     |                         |             |        | Fin:      | 1:12.00 | (57) |          |       |                    |      |         |         |       |      |
|     |                         |             | Total: | Int1:     | 1:41.59 | (67) |          |       |                    |      |         | 7.99    |       |      |
|     |                         |             |        | Int2:     | 2:06.27 | (66) |          |       |                    |      |         |         |       |      |
|     |                         |             |        | Fin:      | 2:22.99 | (65) |          |       |                    |      |         |         |       |      |

Number of Competitors: 120 Number of NSA: 57

| Bib | Name<br>Ski            | NSA<br>Code | Pos    | Positions |         |       | Partials |       | Difference<br>Time |       |         |       |       |
|-----|------------------------|-------------|--------|-----------|---------|-------|----------|-------|--------------------|-------|---------|-------|-------|
|     |                        |             |        | Time      | Rank    | Pos   | Time     | Rank  |                    |       |         |       |       |
| 92  | SAVEHSEMSHAKI Mohammad | IRI         | Run 1: | Int1:     | 31.20   | (93)  | I1-I2:   | 24.87 | (91)               | 3.16  |         |       |       |
|     |                        |             |        | Int2:     | 56.07   | (92)  |          |       |                    |       | I2-Fin: | 17.26 | (83)  |
|     |                        |             |        | Fin:      | 1:13.33 | (87)  |          |       |                    |       |         |       |       |
|     |                        |             | Run 2: | Int1:     | 32.30   | (88)  | I1-I2:   | 25.01 | (75)               | 3.57  |         |       |       |
|     |                        |             |        | Int2:     | 57.31   | (85)  |          |       |                    |       | I2-Fin: | 17.08 | (71)  |
|     |                        |             |        | Fin:      | 1:14.39 | (84)  |          |       |                    |       |         |       |       |
|     |                        |             | Total: | Int1:     | 1:45.63 | (87)  |          |       | 12.03              |       |         |       |       |
|     |                        |             |        | Int2:     | 2:10.64 | (85)  |          |       |                    | 14.43 |         |       |       |
|     |                        |             |        | Fin:      | 2:27.72 | (84)  |          |       |                    |       |         |       |       |
| 93  | ARNOUK Cesar           | LBN         | Run 1: | Int1:     | 30.87   | (90)  | I1-I2:   | 24.27 | (80)               | 2.83  |         |       |       |
|     |                        |             |        | Int2:     | 55.14   | (86)  |          |       |                    |       | I2-Fin: | 16.72 | (73)  |
|     |                        |             |        | Fin:      | 1:11.86 | (78)  |          |       |                    |       |         |       |       |
|     |                        |             | Run 2: | Int1:     | 31.36   | (80)  | I1-I2:   | 25.09 | (77)               | 2.63  |         |       |       |
|     |                        |             |        | Int2:     | 56.45   | (77)  |          |       |                    |       | I2-Fin: | 17.70 | (88)  |
|     |                        |             |        | Fin:      | 1:14.15 | (82)  |          |       |                    |       |         |       |       |
|     |                        |             | Total: | Int1:     | 1:43.22 | (78)  |          |       | 9.62               |       |         |       |       |
|     |                        |             |        | Int2:     | 2:08.31 | (79)  |          |       |                    | 12.10 |         |       |       |
|     |                        |             |        | Fin:      | 2:26.01 | (80)  |          |       |                    |       |         |       |       |
| 94  | HARUTYUNYAN Harutyun   | ARM         | Run 1: | Int1:     | 32.13   | (102) | I1-I2:   | 26.13 | (100)              | 4.09  |         |       |       |
|     |                        |             |        | Int2:     | 58.26   | (100) |          |       |                    |       | I2-Fin: | 17.59 | (91)  |
|     |                        |             |        | Fin:      | 1:15.85 | (93)  |          |       |                    |       |         |       |       |
|     |                        |             | Run 2: | Int1:     | 32.78   | (92)  | I1-I2:   | 27.30 | (93)               | 4.05  |         |       |       |
|     |                        |             |        | Int2:     | 1:00.08 | (94)  |          |       |                    |       | I2-Fin: | 22.10 | (106) |
|     |                        |             |        | Fin:      | 1:22.18 | (99)  |          |       |                    |       |         |       |       |
|     |                        |             | Total: | Int1:     | 1:48.63 | (92)  |          |       | 15.03              |       |         |       |       |
|     |                        |             |        | Int2:     | 2:15.93 | (92)  |          |       |                    | 19.72 |         |       |       |
|     |                        |             |        | Fin:      | 2:38.03 | (95)  |          |       |                    |       |         |       |       |
| 95  | PUPOVCI Arbi           | KOS         | Run 1: | Int1:     | 30.67   | (86)  | I1-I2:   | 25.92 | (98)               | 2.63  |         |       |       |
|     |                        |             |        | Int2:     | 56.59   | (94)  |          |       |                    |       | I2-Fin: | 17.48 | (90)  |
|     |                        |             |        | Fin:      | 1:14.07 | (88)  |          |       |                    |       |         |       |       |
|     |                        |             | Run 2: | Int1:     | 32.09   | (87)  | I1-I2:   | 27.32 | (94)               | 3.36  |         |       |       |
|     |                        |             |        | Int2:     | 59.41   | (90)  |          |       |                    |       | I2-Fin: | 17.83 | (89)  |
|     |                        |             |        | Fin:      | 1:17.24 | (90)  |          |       |                    |       |         |       |       |
|     |                        |             | Total: | Int1:     | 1:46.16 | (88)  |          |       | 12.56              |       |         |       |       |
|     |                        |             |        | Int2:     | 2:13.48 | (88)  |          |       |                    | 17.27 |         |       |       |
|     |                        |             |        | Fin:      | 2:31.31 | (88)  |          |       |                    |       |         |       |       |
| 96  | FENIANOS Naim          | LBN         | Run 1: | Int1:     | 30.69   | (88)  | I1-I2:   | 24.46 | (82)               | 2.65  |         |       |       |
|     |                        |             |        | Int2:     | 55.15   | (87)  |          |       |                    |       | I2-Fin: | 17.29 | (85)  |
|     |                        |             |        | Fin:      | 1:12.44 | (83)  |          |       |                    |       |         |       |       |
|     |                        |             | Run 2: | Int1:     | 30.78   | (62)  | I1-I2:   | 24.56 | (64)               | 2.05  |         |       |       |
|     |                        |             |        | Int2:     | 55.34   | (61)  |          |       |                    |       | I2-Fin: | 17.23 | (77)  |
|     |                        |             |        | Fin:      | 1:12.57 | (67)  |          |       |                    |       |         |       |       |
|     |                        |             | Total: | Int1:     | 1:43.22 | (78)  |          |       | 9.62               |       |         |       |       |
|     |                        |             |        | Int2:     | 2:07.78 | (75)  |          |       |                    | 11.57 |         |       |       |
|     |                        |             |        | Fin:      | 2:25.01 | (75)  |          |       |                    |       |         |       |       |

Number of Competitors: 120 Number of NSA: 57

| Bib | Name<br>Ski           | NSA<br>Code | Pos    | Positions |         |       | Partials |       | Difference<br>Time |       |         |       |      |
|-----|-----------------------|-------------|--------|-----------|---------|-------|----------|-------|--------------------|-------|---------|-------|------|
|     |                       |             |        | Time      | Rank    | Pos   | Time     | Rank  |                    |       |         |       |      |
| 97  | HO Ping-Jui           | TPE         | Run 1: | Int1:     | 32.07   | (101) | I1-I2:   | 25.71 | (97)               | 4.03  |         |       |      |
|     |                       |             |        | Int2:     | 57.78   | (98)  |          |       |                    |       | I2-Fin: | 17.69 | (92) |
|     |                       |             |        | Fin:      | 1:15.47 | (92)  |          |       |                    |       |         |       |      |
|     |                       |             | Run 2: | Int1:     | 33.42   | (98)  | I1-I2:   | 26.05 | (88)               | 4.69  |         |       |      |
|     |                       |             |        | Int2:     | 59.47   | (91)  |          |       |                    |       | I2-Fin: | 17.83 | (89) |
|     |                       |             |        | Fin:      | 1:17.30 | (91)  |          |       |                    |       |         |       |      |
|     |                       |             | Total: | Int1:     | 1:48.89 | (93)  |          |       | 15.29              |       |         |       |      |
|     |                       |             |        | Int2:     | 2:14.94 | (90)  |          |       |                    | 18.73 |         |       |      |
|     |                       |             |        | Fin:      | 2:32.77 | (90)  |          |       |                    |       |         |       |      |
| 98  | TOLA Erjon            | ALB         | Run 1: | Int1:     | 30.17   | (75)  | I1-I2:   | 23.94 | (69)               | 2.13  |         |       |      |
|     |                       |             |        | Int2:     | 54.11   | (69)  |          |       |                    |       | I2-Fin: | 16.25 | (58) |
|     |                       |             |        | Fin:      | 1:10.36 | (62)  |          |       |                    |       |         |       |      |
|     |                       |             | Run 2: | Int1:     | 30.68   | (57)  | I1-I2:   | 23.91 | (52)               | 1.95  |         |       |      |
|     |                       |             |        | Int2:     | 54.59   | (53)  |          |       |                    |       | I2-Fin: | 16.61 | (49) |
|     |                       |             |        | Fin:      | 1:11.20 | (52)  |          |       |                    |       |         |       |      |
|     |                       |             | Total: | Int1:     | 1:41.04 | (60)  |          |       | 7.44               |       |         |       |      |
|     |                       |             |        | Int2:     | 2:04.95 | (55)  |          |       |                    | 8.74  |         |       |      |
|     |                       |             |        | Fin:      | 2:21.56 | (55)  |          |       |                    |       |         |       |      |
| 99  | GOUTT Yohan Goncalves | TLS         | Run 1: | Int1:     | 32.05   | (100) | I1-I2:   | 26.64 | (101)              | 4.01  |         |       |      |
|     |                       |             |        | Int2:     | 58.69   | (101) |          |       |                    |       | I2-Fin: | 18.37 | (96) |
|     |                       |             |        | Fin:      | 1:17.06 | (95)  |          |       |                    |       |         |       |      |
|     |                       |             | Run 2: | Int1:     | 33.32   | (96)  | I1-I2:   | 26.31 | (90)               | 4.59  |         |       |      |
|     |                       |             |        | Int2:     | 59.63   | (92)  |          |       |                    |       | I2-Fin: | 18.03 | (91) |
|     |                       |             |        | Fin:      | 1:17.66 | (92)  |          |       |                    |       |         |       |      |
|     |                       |             | Total: | Int1:     | 1:50.38 | (96)  |          |       | 16.78              |       |         |       |      |
|     |                       |             |        | Int2:     | 2:16.69 | (93)  |          |       |                    | 20.48 |         |       |      |
|     |                       |             |        | Fin:      | 2:34.72 | (92)  |          |       |                    |       |         |       |      |
| 100 | RANDRIAMIARISOA Andy  | MAD         | Run 1: | Int1:     | 32.93   | (109) | I1-I2:   | 27.82 | (105)              | 4.89  |         |       |      |
|     |                       |             |        | Int2:     | 1:00.75 | (106) |          |       |                    |       | I2-Fin: | 18.63 | (98) |
|     |                       |             |        | Fin:      | 1:19.38 | (100) |          |       |                    |       |         |       |      |
|     |                       |             | Run 2: | Int1:     | 33.06   | (94)  | I1-I2:   | 28.96 | (99)               | 4.33  |         |       |      |
|     |                       |             |        | Int2:     | 1:02.02 | (98)  |          |       |                    |       | I2-Fin: | 18.83 | (96) |
|     |                       |             |        | Fin:      | 1:20.85 | (98)  |          |       |                    |       |         |       |      |
|     |                       |             | Total: | Int1:     | 1:52.44 | (99)  |          |       | 18.84              |       |         |       |      |
|     |                       |             |        | Int2:     | 2:21.40 | (98)  |          |       |                    | 25.19 |         |       |      |
|     |                       |             |        | Fin:      | 2:40.23 | (98)  |          |       |                    |       |         |       |      |
| 101 | WILSON Connor         | RSA         | Run 1: | Int1:     | 30.65   | (85)  | I1-I2:   | 24.26 | (79)               | 2.61  |         |       |      |
|     |                       |             |        | Int2:     | 54.91   | (84)  |          |       |                    |       | I2-Fin: | 17.26 | (83) |
|     |                       |             |        | Fin:      | 1:12.17 | (79)  |          |       |                    |       |         |       |      |
|     |                       |             | Run 2: | Int1:     | 31.13   | (70)  | I1-I2:   | 25.88 | (86)               | 2.40  |         |       |      |
|     |                       |             |        | Int2:     | 57.01   | (83)  |          |       |                    |       | I2-Fin: | 17.28 | (78) |
|     |                       |             |        | Fin:      | 1:14.29 | (83)  |          |       |                    |       |         |       |      |
|     |                       |             | Total: | Int1:     | 1:43.30 | (81)  |          |       | 9.70               |       |         |       |      |
|     |                       |             |        | Int2:     | 2:09.18 | (81)  |          |       |                    | 12.97 |         |       |      |
|     |                       |             |        | Fin:      | 2:26.46 | (82)  |          |       |                    |       |         |       |      |

Number of Competitors: 120 Number of NSA: 57

| Bib | Name<br>Ski      | NSA<br>Code | Positions |       |         | Partials |        | Difference<br>Time |       |       |         |       |       |
|-----|------------------|-------------|-----------|-------|---------|----------|--------|--------------------|-------|-------|---------|-------|-------|
|     |                  |             | Pos       | Time  | Rank    | Pos      | Time   |                    | Rank  |       |         |       |       |
| 102 | MARIICHYN Andriy | UKR         | Run 1:    | Int1: | 30.03   | (68)     | I1-I2: | 23.72              | (62)  | 1.99  |         |       |       |
|     |                  |             |           | Int2: | 53.75   | (63)     |        |                    |       |       | I2-Fin: | 16.74 | (75)  |
|     |                  |             |           | Fin:  | 1:10.49 | (64)     |        |                    |       |       |         |       |       |
|     |                  |             | Run 2:    | Int1: | 31.18   | (71)     | I1-I2: | 24.95              | (73)  | 2.45  |         |       |       |
|     |                  |             |           | Int2: | 56.13   | (75)     |        |                    |       |       | I2-Fin: | 17.20 | (76)  |
|     |                  |             |           | Fin:  | 1:13.33 | (75)     |        |                    |       |       |         |       |       |
|     |                  |             | Total:    | Int1: | 1:41.67 | (69)     |        |                    |       | 8.07  |         |       |       |
|     |                  |             |           | Int2: | 2:06.62 | (67)     |        |                    |       |       | 10.41   |       |       |
|     |                  |             |           | Fin:  | 2:23.82 | (70)     |        |                    |       |       |         |       |       |
| 103 | MAEDER Carlos    | GHA         | Run 1:    | Int1: | 31.76   | (99)     | I1-I2: | 27.22              | (103) | 3.72  |         |       |       |
|     |                  |             |           | Int2: | 58.98   | (102)    |        |                    |       |       | I2-Fin: | 18.65 | (99)  |
|     |                  |             |           | Fin:  | 1:17.63 | (96)     |        |                    |       |       |         |       |       |
|     |                  |             | Run 2:    | Int1: | 32.41   | (89)     | I1-I2: | 27.60              | (95)  | 3.68  |         |       |       |
|     |                  |             |           | Int2: | 1:00.01 | (93)     |        |                    |       |       | I2-Fin: | 19.07 | (98)  |
|     |                  |             |           | Fin:  | 1:19.08 | (93)     |        |                    |       |       |         |       |       |
|     |                  |             | Total:    | Int1: | 1:50.04 | (95)     |        |                    |       | 16.44 |         |       |       |
|     |                  |             |           | Int2: | 2:17.64 | (94)     |        |                    |       |       | 21.43   |       |       |
|     |                  |             |           | Fin:  | 2:36.71 | (93)     |        |                    |       |       |         |       |       |
| 104 | GORDEEV Maksim   | KGZ         | Run 1:    | Int1: | 32.50   | (104)    | I1-I2: | 25.40              | (94)  | 4.46  |         |       |       |
|     |                  |             |           | Int2: | 57.90   | (99)     |        |                    |       |       | I2-Fin: | 18.10 | (95)  |
|     |                  |             |           | Fin:  | 1:16.00 | (94)     |        |                    |       |       |         |       |       |
|     |                  |             | Run 2:    | Int1: | 32.96   | (93)     | I1-I2: | 26.01              | (87)  | 4.23  |         |       |       |
|     |                  |             |           | Int2: | 58.97   | (88)     |        |                    |       |       | I2-Fin: | 18.04 | (92)  |
|     |                  |             |           | Fin:  | 1:17.01 | (89)     |        |                    |       |       |         |       |       |
|     |                  |             | Total:    | Int1: | 1:48.96 | (94)     |        |                    |       | 15.36 |         |       |       |
|     |                  |             |           | Int2: | 2:14.97 | (91)     |        |                    |       |       | 18.76   |       |       |
|     |                  |             |           | Fin:  | 2:33.01 | (91)     |        |                    |       |       |         |       |       |
| 105 | KHAN Arif Mohd   | IND         | Run 1:    | Int1: | 34.24   | (115)    | I1-I2: | 28.92              | (112) | 6.20  |         |       |       |
|     |                  |             |           | Int2: | 1:03.16 | (112)    |        |                    |       |       | I2-Fin: | 18.98 | (102) |
|     |                  |             |           | Fin:  | 1:22.14 | (105)    |        |                    |       |       |         |       |       |
|     |                  |             | Run 2:    | Int1: | 34.88   | (106)    | I1-I2: | 29.45              | (102) | 6.15  |         |       |       |
|     |                  |             |           | Int2: | 1:04.33 | (103)    |        |                    |       |       | I2-Fin: | 19.12 | (99)  |
|     |                  |             |           | Fin:  | 1:23.45 | (102)    |        |                    |       |       |         |       |       |
|     |                  |             | Total:    | Int1: | 1:57.02 | (106)    |        |                    |       | 23.42 |         |       |       |
|     |                  |             |           | Int2: | 2:26.47 | (104)    |        |                    |       |       | 30.26   |       |       |
|     |                  |             |           | Fin:  | 2:45.59 | (103)    |        |                    |       |       |         |       |       |
| 106 | GHAZARYAN Arsen  | ARM         | Run 1:    | Int1: | 31.59   | (98)     | I1-I2: | 25.95              | (99)  | 3.55  |         |       |       |
|     |                  |             |           | Int2: | 57.54   | (97)     |        |                    |       |       | I2-Fin: | 17.37 | (88)  |
|     |                  |             |           | Fin:  | 1:14.91 | (91)     |        |                    |       |       |         |       |       |
|     |                  |             | Run 2:    | Int1: | 32.55   | (90)     | I1-I2: | 26.58              | (91)  | 3.82  |         |       |       |
|     |                  |             |           | Int2: | 59.13   | (89)     |        |                    |       |       | I2-Fin: | 17.32 | (80)  |
|     |                  |             |           | Fin:  | 1:16.45 | (88)     |        |                    |       |       |         |       |       |
|     |                  |             | Total:    | Int1: | 1:47.46 | (91)     |        |                    |       | 13.86 |         |       |       |
|     |                  |             |           | Int2: | 2:14.04 | (89)     |        |                    |       |       | 17.83   |       |       |
|     |                  |             |           | Fin:  | 2:31.36 | (89)     |        |                    |       |       |         |       |       |

Number of Competitors: 120 Number of NSA: 57

| Bib | Name<br>Ski       | NSA<br>Code | Positions |       |         | Partials |        | Difference<br>Time |       |       |       |
|-----|-------------------|-------------|-----------|-------|---------|----------|--------|--------------------|-------|-------|-------|
|     |                   |             | Pos       | Time  | Rank    | Pos      | Time   |                    | Rank  |       |       |
| 107 | PUSHKARNYKH Anton | KGZ         | Run 1:    | Int1: | 32.66   | (106)    | I1-I2: | 26.83              | (102) | 4.62  |       |
|     |                   |             |           | Int2: | 59.49   | (103)    |        | I2-Fin:            | 18.69 | (100) | 9.74  |
|     |                   |             |           | Fin:  | 1:18.18 | (97)     |        |                    |       |       | 13.46 |
|     |                   |             | Run 2:    | Int1: | 33.52   | (100)    | I1-I2: | 27.28              | (92)  | 4.79  |       |
|     |                   |             |           | Int2: | 1:00.80 | (95)     |        | I2-Fin:            | 18.66 | (94)  | 9.69  |
|     |                   |             |           | Fin:  | 1:19.46 | (94)     |        |                    |       |       | 13.03 |
|     |                   |             | Total:    | Int1: | 1:51.70 | (97)     |        |                    |       | 18.10 |       |
|     |                   |             |           | Int2: | 2:18.98 | (95)     |        |                    |       | 22.77 |       |
|     |                   |             |           | Fin:  | 2:37.64 | (94)     |        |                    |       | 25.59 |       |
| 108 | BICOKU Marsel     | ALB         | Run 1:    | Int1: | 33.68   | (114)    | I1-I2: | 29.84              | (114) | 5.64  |       |
|     |                   |             |           | Int2: | 1:03.52 | (113)    |        | I2-Fin:            | 18.87 | (101) | 13.77 |
|     |                   |             |           | Fin:  | 1:22.39 | (106)    |        |                    |       |       | 17.67 |
|     |                   |             | Run 2:    | Int1: | 33.38   | (97)     | I1-I2: | 29.97              | (104) | 4.65  |       |
|     |                   |             |           | Int2: | 1:03.35 | (101)    |        | I2-Fin:            | 19.14 | (100) | 12.24 |
|     |                   |             |           | Fin:  | 1:22.49 | (101)    |        |                    |       |       | 16.06 |
|     |                   |             | Total:    | Int1: | 1:55.77 | (105)    |        |                    |       | 22.17 |       |
|     |                   |             |           | Int2: | 2:25.74 | (102)    |        |                    |       | 29.53 |       |
|     |                   |             |           | Fin:  | 2:44.88 | (102)    |        |                    |       | 32.83 |       |
| 109 | KAYROUZ Cyril     | LBN         | Run 1:    | Int1: | 32.21   | (103)    | I1-I2: | 27.85              | (106) | 4.17  |       |
|     |                   |             |           | Int2: | 1:00.06 | (104)    |        | I2-Fin:            | 19.20 | (105) | 10.31 |
|     |                   |             |           | Fin:  | 1:19.26 | (99)     |        |                    |       |       | 14.54 |
|     |                   |             | Run 2:    | Int1: | 33.52   | (100)    | I1-I2: | 28.37              | (97)  | 4.79  |       |
|     |                   |             |           | Int2: | 1:01.89 | (97)     |        | I2-Fin:            | 18.60 | (93)  | 10.78 |
|     |                   |             |           | Fin:  | 1:20.49 | (96)     |        |                    |       |       | 14.06 |
|     |                   |             | Total:    | Int1: | 1:52.78 | (100)    |        |                    |       | 19.18 |       |
|     |                   |             |           | Int2: | 2:21.15 | (97)     |        |                    |       | 24.94 |       |
|     |                   |             |           | Fin:  | 2:39.75 | (97)     |        |                    |       | 27.70 |       |
| 110 | SAMAHA Georges    | LBN         | Run 1:    | Int1: | 32.96   | (110)    | I1-I2: | 28.38              | (109) | 4.92  |       |
|     |                   |             |           | Int2: | 1:01.34 | (109)    |        | I2-Fin:            | 19.51 | (106) | 11.59 |
|     |                   |             |           | Fin:  | 1:20.85 | (104)    |        |                    |       |       | 16.13 |
|     |                   |             | Run 2:    | Int1: | 33.24   | (95)     | I1-I2: | 28.91              | (98)  | 4.51  |       |
|     |                   |             |           | Int2: | 1:02.15 | (99)     |        | I2-Fin:            | 18.69 | (95)  | 11.04 |
|     |                   |             |           | Fin:  | 1:20.84 | (97)     |        |                    |       |       | 14.41 |
|     |                   |             | Total:    | Int1: | 1:54.09 | (102)    |        |                    |       | 20.49 |       |
|     |                   |             |           | Int2: | 2:23.00 | (99)     |        |                    |       | 26.79 |       |
|     |                   |             |           | Fin:  | 2:41.69 | (99)     |        |                    |       | 29.64 |       |
| 111 | VERIGA Vasil      | ALB         | Run 1:    | Int1: | 35.07   | (116)    | I1-I2: | 29.70              | (113) | 7.03  |       |
|     |                   |             |           | Int2: | 1:04.77 | (114)    |        | I2-Fin:            | 19.75 | (107) | 15.02 |
|     |                   |             |           | Fin:  | 1:24.52 | (108)    |        |                    |       |       | 19.80 |
|     |                   |             | Run 2:    | Int1: | 34.58   | (104)    | I1-I2: | 29.76              | (103) | 5.85  |       |
|     |                   |             |           | Int2: | 1:04.34 | (104)    |        | I2-Fin:            | 20.23 | (104) | 13.23 |
|     |                   |             |           | Fin:  | 1:24.57 | (104)    |        |                    |       |       | 18.14 |
|     |                   |             | Total:    | Int1: | 1:59.10 | (108)    |        |                    |       | 25.50 |       |
|     |                   |             |           | Int2: | 2:28.86 | (106)    |        |                    |       | 32.65 |       |
|     |                   |             |           | Fin:  | 2:49.09 | (105)    |        |                    |       | 37.04 |       |
| 112 | ID YAHYA Mehdi    | MAR         | Run 1:    | Int1: |         |          | I1-I2: |                    |       |       |       |
|     |                   |             |           | Int2: |         |          |        | I2-Fin:            |       |       |       |
|     |                   |             |           | Fin:  |         | DNS      |        |                    |       |       |       |
|     |                   |             | Total:    |       |         |          |        | DNS                |       |       |       |

Number of Competitors: 120 Number of NSA: 57

| Bib | Name<br>Ski         | NSA<br>Code | Pos    | Positions |         |       | Partials |         | Difference<br>Time |       |       |
|-----|---------------------|-------------|--------|-----------|---------|-------|----------|---------|--------------------|-------|-------|
|     |                     |             |        | Time      | Rank    | Pos   | Time     | Rank    |                    |       |       |
| 113 | DEHARI Dardan       | MKD         | Run 1: | Int1:     | 29.15   | (31)  | I1-I2:   | 24.59   | (85)               | 1.11  |       |
|     |                     |             |        | Int2:     | 53.74   | (62)  |          | I2-Fin: | 17.10              | (82)  | 3.99  |
|     |                     |             |        | Fin:      | 1:10.84 | (68)  |          |         |                    |       | 6.12  |
|     |                     |             | Run 2: | Int1:     | 29.86   | (39)  | I1-I2:   | 24.85   | (71)               | 1.13  |       |
|     |                     |             |        | Int2:     | 54.71   | (56)  |          | I2-Fin: | 17.58              | (87)  | 3.60  |
|     |                     |             |        | Fin:      | 1:12.29 | (64)  |          |         |                    |       | 5.86  |
|     |                     |             | Total: | Int1:     | 1:40.70 | (54)  |          |         |                    | 7.10  |       |
|     |                     |             |        | Int2:     | 2:05.55 | (58)  |          |         |                    | 9.34  |       |
|     |                     |             |        | Fin:      | 2:23.13 | (66)  |          |         |                    | 11.08 |       |
| 114 | KACO Mathieu        | ALB         | Run 1: | Int1:     | 33.60   | (112) | I1-I2:   | 28.55   | (111)              | 5.56  |       |
|     |                     |             |        | Int2:     | 1:02.15 | (111) |          | I2-Fin: | 21.24              | (108) | 12.40 |
|     |                     |             |        | Fin:      | 1:23.39 | (107) |          |         |                    |       | 18.67 |
|     |                     |             | Run 2: | Int1:     | 34.48   | (103) | I1-I2:   | 30.92   | (105)              | 5.75  |       |
|     |                     |             |        | Int2:     | 1:05.40 | (105) |          | I2-Fin: | 21.36              | (105) | 14.29 |
|     |                     |             |        | Fin:      | 1:26.76 | (106) |          |         |                    |       | 20.33 |
|     |                     |             | Total: | Int1:     | 1:57.87 | (107) |          |         |                    | 24.27 |       |
|     |                     |             |        | Int2:     | 2:28.79 | (105) |          |         |                    | 32.58 |       |
|     |                     |             |        | Fin:      | 2:50.15 | (106) |          |         |                    | 38.10 |       |
| 115 | IBRAGIMOV Alim      | KGZ         | Run 1: | Int1:     | 32.74   | (107) | I1-I2:   | 27.72   | (104)              | 4.70  |       |
|     |                     |             |        | Int2:     | 1:00.46 | (105) |          | I2-Fin: | 18.04              | (94)  | 10.71 |
|     |                     |             |        | Fin:      | 1:18.50 | (98)  |          |         |                    |       | 13.78 |
|     |                     |             | Run 2: | Int1:     | 33.44   | (99)  | I1-I2:   | 28.01   | (96)               | 4.71  |       |
|     |                     |             |        | Int2:     | 1:01.45 | (96)  |          | I2-Fin: | 19.02              | (97)  | 10.34 |
|     |                     |             |        | Fin:      | 1:20.47 | (95)  |          |         |                    |       | 14.04 |
|     |                     |             | Total: | Int1:     | 1:51.94 | (98)  |          |         |                    | 18.34 |       |
|     |                     |             |        | Int2:     | 2:19.95 | (96)  |          |         |                    | 23.74 |       |
|     |                     |             |        | Fin:      | 2:38.97 | (96)  |          |         |                    | 26.92 |       |
| 116 | AOUICH Yassine      | MAR         | Run 1: | Int1:     | 33.65   | (113) | I1-I2:   | 28.29   | (108)              | 5.61  |       |
|     |                     |             |        | Int2:     | 1:01.94 | (110) |          | I2-Fin: | 18.41              | (97)  | 12.19 |
|     |                     |             |        | Fin:      | 1:20.35 | (103) |          |         |                    |       | 15.63 |
|     |                     |             | Run 2: | Int1:     | 35.09   | (107) | I1-I2:   | 28.97   | (100)              | 6.36  |       |
|     |                     |             |        | Int2:     | 1:04.06 | (102) |          | I2-Fin: | 19.40              | (102) | 12.95 |
|     |                     |             |        | Fin:      | 1:23.46 | (103) |          |         |                    |       | 17.03 |
|     |                     |             | Total: | Int1:     | 1:55.44 | (104) |          |         |                    | 21.84 |       |
|     |                     |             |        | Int2:     | 2:24.41 | (101) |          |         |                    | 28.20 |       |
|     |                     |             |        | Fin:      | 2:43.81 | (101) |          |         |                    | 31.76 |       |
| 117 | SHRESTHA Saphal Ram | NEP         | Run 1: | Int1:     | 33.31   | (111) | I1-I2:   | 27.94   | (107)              | 5.27  |       |
|     |                     |             |        | Int2:     | 1:01.25 | (108) |          | I2-Fin: | 18.98              | (102) | 11.50 |
|     |                     |             |        | Fin:      | 1:20.23 | (101) |          |         |                    |       | 15.51 |
|     |                     |             | Run 2: | Int1:     | 34.65   | (105) | I1-I2:   | 31.58   | (106)              | 5.92  |       |
|     |                     |             |        | Int2:     | 1:06.23 | (106) |          | I2-Fin: | 19.54              | (103) | 15.12 |
|     |                     |             |        | Fin:      | 1:25.77 | (105) |          |         |                    |       | 19.34 |
|     |                     |             | Total: | Int1:     | 1:54.88 | (103) |          |         |                    | 21.28 |       |
|     |                     |             |        | Int2:     | 2:26.46 | (103) |          |         |                    | 30.25 |       |
|     |                     |             |        | Fin:      | 2:46.00 | (104) |          |         |                    | 33.95 |       |



Number of Competitors: 120 Number of NSA: 57

| Bib | Name<br>Ski            | NSA<br>Code | Positions |       |               | Partials |         | Difference<br>Time |         |
|-----|------------------------|-------------|-----------|-------|---------------|----------|---------|--------------------|---------|
|     |                        |             | Pos       | Time  | Rank          | Pos      | Time    |                    | Rank    |
| 118 | SKEEN Kasete-Naufahu   | TGA         | Run 1:    | Int1: | 39.02 (117)   |          | I1-I2:  | 34.67 (115)        | 10.98   |
|     |                        |             |           | Int2: | 1:13.69 (115) |          | I2-Fin: | 23.27 (109)        | 23.94   |
|     |                        |             |           | Fin:  | 1:36.96 (109) |          |         |                    | 32.24   |
|     |                        |             | Run 2:    | Int1: | 38.92 (109)   |          | I1-I2:  | 37.70 (108)        | 10.19   |
|     |                        |             |           | Int2: | 1:16.62 (107) |          | I2-Fin: | 23.71 (107)        | 25.51   |
|     |                        |             |           | Fin:  | 1:40.33 (107) |          |         |                    | 33.90   |
|     |                        |             | Total:    | Int1: | 2:15.88 (109) |          |         |                    | 42.28   |
|     |                        |             |           | Int2: | 2:53.58 (107) |          |         |                    | 57.37   |
|     |                        |             |           | Fin:  | 3:17.29 (107) |          |         |                    | 1:05.24 |
| 119 | ROY Jean-Pierre        | HAI         | Run 1:    | Int1: | 39.38 (118)   |          | I1-I2:  | 36.83 (116)        | 11.34   |
|     |                        |             |           | Int2: | 1:16.21 (116) |          | I2-Fin: | 24.38 (110)        | 26.46   |
|     |                        |             |           | Fin:  | 1:40.59 (110) |          |         |                    | 35.87   |
|     |                        |             | Run 2:    | Int1: | 39.86 (110)   |          | I1-I2:  | 37.34 (107)        | 11.13   |
|     |                        |             |           | Int2: | 1:17.20 (108) |          | I2-Fin: | 24.53 (108)        | 26.09   |
|     |                        |             |           | Fin:  | 1:41.73 (108) |          |         |                    | 35.30   |
|     |                        |             | Total:    | Int1: | 2:20.45 (110) |          |         |                    | 46.85   |
|     |                        |             |           | Int2: | 2:57.79 (108) |          |         |                    | 1:01.58 |
|     |                        |             |           | Fin:  | 3:22.32 (108) |          |         |                    | 1:10.27 |
| 120 | von HOHENLOHE Hubertus | MEX         | Run 1:    | Int1: | 32.80 (108)   |          | I1-I2:  | 28.42 (110)        | 4.76    |
|     |                        |             |           | Int2: | 1:01.22 (107) |          | I2-Fin: | 19.10 (104)        | 11.47   |
|     |                        |             |           | Fin:  | 1:20.32 (102) |          |         |                    | 15.60   |
|     |                        |             | Run 2:    | Int1: | 33.62 (102)   |          | I1-I2:  | 29.34 (101)        | 4.89    |
|     |                        |             |           | Int2: | 1:02.96 (100) |          | I2-Fin: | 19.23 (101)        | 11.85   |
|     |                        |             |           | Fin:  | 1:22.19 (100) |          |         |                    | 15.76   |
|     |                        |             | Total:    | Int1: | 1:53.94 (101) |          |         |                    | 20.34   |
|     |                        |             |           | Int2: | 2:23.28 (100) |          |         |                    | 27.07   |
|     |                        |             |           | Fin:  | 2:42.51 (100) |          |         |                    | 30.46   |

Intermediate Time Positions : Int. 1 = Inter1 Int. 2 = Inter2

|                  |                           |                                     |                         |  |  |  |
|------------------|---------------------------|-------------------------------------|-------------------------|--|--|--|
| <b>Legend:</b>   |                           |                                     |                         |  |  |  |
| * Gate(s) missed | <b>DNF</b> Did Not Finish | <b>DNS</b> Did Not Start            | <b>DSQ</b> Disqualified |  |  |  |
| Fin Finish       | Int Intermediate          | Pos. Intermediate or speed position |                         |  |  |  |