


RESULTS / RÉSULTATS

TEAM K90 - FINAL ROUND  
K90 PAR ÉQUIPE - MANCHE FINALE

UTAH OLYMPIC PARK SAT 16 FEB 2002 / SAM 16 FEV 2002 START TIME / DEBUT 09:00 END TIME / FINI A 10:38

Jury / Competition Management			Judges			Hill Data / Calculation		
Race Director	WEHLING Ulrich	FIS	A	ASPHAUG Kolbjoern	NOR	K-Point:	90 m	
Technical Delegate	KUMPOST Roman	CZE	B	KASAYA Yukio	JPN	Meter Value:	2.0 Points/m	
Chief of Competition	LAMB Joe	USA	C	FRELIH Janez	SLO	Jury Distance:	101 m	
Assistant TD	BRUDER Joachim	GER	D	LUNDE Randy	USA	Seconds per Point:	1.5	
			E	GOETZE Klaus-Dieter	GER	Points per Minute:	40	

Rank	Bib	NOC (NOC Code) Name	Speed [km/h]	Distance [m]	Distance Points	Judges Marks					Judges Points	Round Points	Grp. Rank	Total/ Time Diff.
1	8	<b>FINLAND (FIN)</b>										<b>486.5</b>	<b>1</b>	<b>967.5</b> <b>0:00</b>
												<b>481.0</b>	<b>1</b>	
		8-1	MANTILA Jari	88.1 88.3	89.5 90.0	59.0 60.0	17.5 18.0 17.5 18.0 17.5	53.0	112.0	3				
							17.5 18.0 17.5 17.5 18.0	53.0	113.0	6				
		8-2	TALLUS Jaakko	87.9 88.1	95.5 94.5	71.0 69.0	18.5 18.5 18.5 19.0 19.0	56.0	127.0	1				
							18.5 19.0 19.0 18.5 18.5	56.0	125.0	1				
2	9	<b>AUSTRIA (AUT)</b>										<b>467.5</b>	<b>2</b>	<b>938.5</b> <b>+0:44</b>
												<b>471.0</b>	<b>2</b>	
		9-1	GRUBER Michael	88.1 88.0	89.0 86.5	58.0 53.0	17.5 17.5 17.5 17.0 17.5	52.5	110.5	4				
							17.0 17.5 17.5 17.0 17.0	51.5	104.5	9				
		9-2	BIELER Christoph	88.1 88.6	91.0 94.5	62.0 69.0	18.0 18.0 18.0 17.0 18.0	54.0	116.0	2				
							18.0 18.0 18.5 18.0 18.0	54.0	123.0	2				
3	3	<b>UNITED STATES OF AMERICA (USA)</b>										<b>448.5</b>	<b>5</b>	<b>905.0</b> <b>+1:34</b>
												<b>456.5</b>	<b>3</b>	
		3-1	LODWICK Todd	88.1 88.3	92.0 92.0	64.0 64.0	18.5 18.5 18.5 18.5 18.0	55.5	119.5	1				
							18.5 19.0 18.5 18.5 19.0	56.0	120.0	1				
		3-2	DAYTON Matt	87.6 87.9	83.5 85.5	47.0 51.0	16.5 16.5 17.0 17.0 17.0	50.5	97.5	8				
							17.5 18.0 17.5 17.5 17.5	52.5	103.5	6				
4	6	<b>JAPAN (JPN)</b>										<b>450.5</b>	<b>3</b>	<b>901.0</b> <b>+1:40</b>
												<b>450.5</b>	<b>4</b>	
		6-1	TOMII Gen	87.7 87.8	90.5 91.0	61.0 62.0	17.0 18.0 17.5 17.0 17.0	51.5	112.5	2				
							17.5 18.5 18.0 18.0 17.0	53.5	115.5	3				
		6-2	OGIWARA Kenji	87.6 88.0	87.0 87.0	54.0 54.0	17.5 19.0 17.5 17.5 17.5	52.5	106.5	4				
							17.5 18.0 18.0 18.0 18.0	54.0	108.0	4				
6-3	MORI Satoshi		87.6 87.6	87.5 85.5	55.0 51.0	18.0 18.5 18.0 18.0 18.5	54.5	109.5	6					
							18.0 18.5 17.0 18.0 17.5	53.5	104.5	5				
		6-4	TAKAHASHI Daito	88.1 88.1	94.5 94.0	69.0 68.0	16.5 19.0 18.0 17.5 17.5	53.0	122.0	4				
							18.0 19.0 18.5 17.5 18.0	54.5	122.5	3				



RESULTS / RÉSULTATS

TEAM K90 - FINAL ROUND  
K90 PAR ÉQUIPE - MANCHE FINALE

UTAH OLYMPIC PARK SAT 16 FEB 2002 / SAM 16 FEV 2002 START TIME / DEBUT 09:00 END TIME / FINI A 10:38

Rank	Bib	NOC (NOC Code) Name	Speed [km/h]	Distance [m]	Distance Points	Judges Marks					Judges Points	Round Points	Grp. Rank	Total/ Time Diff.			
						A	B	C	D	E							
5	7	<b>GERMANY (GER)</b>											<b>449.5</b>	<b>4</b>	<b>893.5</b>		
													<b>444.0</b>	<b>5</b>			
			7-1	KIRCHEISEN Bjoern	88.1	89.0	58.0	17.0	17.5	17.5	17.0	17.0	51.5	109.5	7		
					88.3	89.0	58.0	17.0	17.5	17.5	17.5	17.5	52.5	110.5	7		
			7-2	HETTICH Georg	87.9	86.0	52.0	17.0	18.0	17.0	17.5	18.0	52.5	104.5	5		
					88.4	85.5	51.0	17.0	17.5	17.5	17.0	17.5	52.0	103.0	7		
7-3	HOEHLIG Marcel		88.4	90.0	60.0	17.5	18.0	18.5	17.5	17.5	53.0	113.0	3				
			88.6	88.5	57.0	16.5	18.0	18.5	18.0	18.0	54.0	111.0	3				
			88.4	94.0	68.0	18.0	18.0	18.5	18.0	18.5	54.5	122.5	3				
			88.4	93.0	66.0	17.5	17.5	18.0	18.0	18.0	53.5	119.5	4				
6	4	<b>CZECH REPUBLIC (CZE)</b>											<b>448.0</b>	<b>6</b>	<b>892.0</b>		
													<b>444.0</b>	<b>5</b>			
			4-1	SMEJC Petr	88.3	89.5	59.0	16.5	17.5	17.0	17.5	17.0	51.5	110.5	4		
					88.8	92.5	65.0	17.5	17.5	18.0	17.5	18.0	53.0	118.0	2		
			4-2	KUCERA Milan	88.3	88.5	57.0	17.5	18.0	17.0	18.0	17.0	52.5	109.5	3		
					88.7	87.0	54.0	16.0	17.0	18.0	18.0	16.0	51.0	105.0	5		
4-3	HERMANSKY Lukas		88.4	90.0	60.0	17.0	17.5	18.0	17.5	17.0	52.0	112.0	4				
			88.5	86.0	52.0	17.0	17.0	17.0	17.0	17.0	51.0	103.0	7				
4-4	CHURAVY Pavel		88.3	93.0	66.0	16.0	16.5	17.0	16.5	17.5	50.0	116.0	7				
			88.3	93.5	67.0	16.5	16.5	18.0	17.0	17.5	51.0	118.0	6				
7	1	<b>SWITZERLAND (SUI)</b>											<b>437.5</b>	<b>7</b>	<b>863.0</b>		
													<b>425.5</b>	<b>8</b>			
			1-1	HURSCHLER Andreas	87.6	86.5	53.0	17.0	18.0	18.0	17.5	17.5	53.0	106.0	8		
					87.8	84.0	48.0	17.0	17.5	17.0	17.0	17.0	51.0	99.0	10		
			1-2	SCHMID Jan	87.5	85.0	50.0	17.0	17.5	17.5	17.0	17.5	52.0	102.0	6		
					88.1	88.5	57.0	18.0	18.0	18.0	18.5	18.0	54.0	111.0	3		
1-3	RIEDER Ivan		88.3	90.0	60.0	17.0	17.5	17.0	18.0	17.5	52.0	112.0	4				
			88.1	85.0	50.0	16.5	16.5	17.5	17.0	17.5	51.0	101.0	8				
1-4	HEER Ronny		88.1	91.0	62.0	18.5	18.5	19.0	18.5	18.0	55.5	117.5	6				
			88.2	89.5	59.0	18.5	18.0	18.5	19.0	18.5	55.5	114.5	7				
8	2	<b>FRANCE (FRA)</b>											<b>412.5</b>	<b>8</b>	<b>846.5</b>		
													<b>434.0</b>	<b>7</b>			
			2-1	ROUX Ludovic		87.8	85.5	51.0	16.5	17.5	17.5	17.0	17.5	52.0	103.0	10	
						88.2	90.5	61.0	17.5	18.0	18.0	18.0	18.0	54.0	115.0	4	
			2-2	BAUD Frederic		87.6	85.0	50.0	17.0	17.5	17.5	17.0	17.5	52.0	102.0	6	
						87.9	85.0	50.0	17.0	17.0	18.0	17.0	17.5	51.5	101.5	9	
			2-3	BAL Nicolas		88.4	86.5	53.0	17.0	17.5	17.5	17.0	17.0	51.5	104.5	8	
						88.4	86.0	52.0	17.0	17.5	17.0	17.0	17.5	51.5	103.5	6	
2-4	ARNOULD Kevin		87.4	85.5	51.0	17.0	17.5	18.0	17.5	17.0	52.0	103.0	10				
			87.6	90.0	60.0	17.5	18.0	18.0	18.5	18.0	54.0	114.0	8				



RESULTS / RÉSULTATS

TEAM K90 - FINAL ROUND  
K90 PAR ÉQUIPE - MANCHE FINALE

UTAH OLYMPIC PARK SAT 16 FEB 2002 / SAM 16 FEV 2002 START TIME / DEBUT 09:00 END TIME / FINI A 10:38

Rank	Bib	NOC (NOC Code) Name	Speed [km/h]	Distance [m]	Distance Points	Judges Marks					Judges Points	Round Points	Grp. Rank	Total/ Time Diff.	
						A	B	C	D	E					
9	5	RUSSIAN FEDERATION (RUS)											398.0	9	821.0
													423.0	9	+3:40
	5-1	FADEEV Alexej	88.2 88.5	89.0 90.0	58.0 60.0	17.5 17.5	18.0 18.5	17.5 17.5	17.0 18.0	17.5 18.0	52.5 53.5	110.5 113.5	4 5		
	5-2	ZVETKOV Alexej	87.3 87.9	80.5 85.0	41.0 50.0	17.0 17.5	17.0 18.0	16.5 17.5	16.5 17.5	17.0 17.5	50.5 52.5	91.5 102.5	9 8		
	5-3	LYSENIN Vladimir	87.6 87.8	77.0 82.0	34.0 44.0	16.0 17.0	16.5 17.0	16.5 16.5	16.5 17.0	15.5 16.0	49.0 50.5	83.0 94.5	10 9		
	5-4	BARANNIKOV Alexej	88.3 88.3	90.0 90.0	60.0 60.0	17.5 17.0	17.5 18.0	18.0 18.0	17.5 17.5		53.0 52.5	113.0 112.5	8 9		
10	10	NORWAY (NOR)											386.0	10	791.5
													405.5	10	+4:24
	10-1	GRAVE Jan Rune	87.9 88.0	87.5 88.0	55.0 56.0	16.5 17.5	17.0 17.5	17.0 17.5	17.0 17.5	17.0 17.5	51.0 52.5	106.0 108.5	8 8		
	10-2	OESTVIK Lars Andreas	87.6 88.0	79.0 83.5	38.0 47.0	16.5 17.0	16.0 17.0	16.5 17.0	16.5 16.5	16.5 16.5	49.5 51.0	87.5 98.0	10 10		
	10-3	ROTEVATN Sverre	87.6 87.8	79.5 82.0	39.0 44.0	17.0 17.0	16.5 16.5	16.5 16.5	17.0 16.5	16.5 16.5	50.0 49.5	89.0 93.5	9 10		
	10-4	HAMMER Kristian	88.1 88.1	86.5 86.5	53.0 53.0	17.0 17.5	17.0 17.5	17.5 17.5	16.5 17.0	16.5 17.0	50.5 52.5	103.5 105.5	9 10		





**RESULTS / RÉSULTATS**

TEAM K90 - FINAL ROUND  
K90 PAR ÉQUIPE - MANCHE FINALE

UTAH OLYMPIC PARK SAT 16 FEB 2002 / SAM 16 FEV 2002 START TIME / DEBUT 09:00 END TIME / FINI A 10:38

Weather Information									
	Time	Weather	Temp.[°C]		Humid. [%]	Wind[m/s]			
			Air	Snow		Min.	Max.	Aver.	
1st Round	09:00 - 09:33	Partly Cloudy	-5.0	-12.0	53	0.1	0.8	0.4	
Final Round	10:00 - 10:38	Partly Cloudy	-3.0	-11.0	50	0.1	0.9	0.5	

Statistics											
	Group Gate	Falls	Distance[m]			Speed[km/h]			Jumpers / NOCs		
			Min.	Max.	Aver.	Min.	Max.	Aver.	In Starting List	Started	With Results
1st Round	1 - 21	0	85.5	92.0	88.8	87.6	88.3	87.9	40/10	40/10	40/10
	2 - 20	0	79.0	95.5	86.1	87.3	88.3	87.7			
	3 - 21	0	77.0	93.5	87.4	87.6	88.9	88.1			
	4 - 21	0	85.5	96.5	91.8	87.4	88.6	88.1			
Final Round	1 - 21	0	84.0	92.5	89.3	87.8	88.8	88.2	40/10	40/10	40/10
	2 - 21	0	83.5	94.5	87.6	87.9	88.7	88.1			
	3 - 21	0	82.0	95.5	86.8	87.6	89.0	88.2			
	4 - 21	0	86.5	96.5	92.0	87.6	88.7	88.1			

Technical Delegate:  <b>KUMPOST Roman (CZE)</b>	Chief of Competition:  <b>LAMB Joe (USA)</b>
--	--

**NOTES**  
**How point scores are calculated:**  
 An athlete is awarded 60 points for jumping the K-point distance. For every meter more or less than the K-point, a competitor has 2.0 points added or subtracted from his total. In addition, competitors are awarded points for style (for flight and landing) up to a maximum of 20 per judge. Five judges score each jump, with the highest and lowest scores disregarded and the scores of the other three aggregated and added to the competitor's points for distance.  
**Calculation of the Time Difference in Team Events:**  
 The amount of time that a competitor must wait before starting is calculated by converting the number of points behind into time. Each point behind is equivalent to 1.5 seconds of wait time, 40 points behind means a competitor starts one minute later than the competitor in front of him.

LEGEND			
<b>NOC</b>	National Olympic Committee	<b>Grp.</b>	Group
<b>Diff.</b>	Time Difference	<b>Min.</b>	Minimum
<b>Max.</b>	Maximum	<b>Aver.</b>	Average
<b>Assistant TD</b>	Assistant Technical Delegate	<b>Temp.</b>	Temperature
<b>Humid.</b>	Humidity		