



AUDI FIS SKI WORLD CUP
1st LADIES SUPER-G
ALPHABETICAL LIST OF COMPETITORS



Number of Competitors: 58

Nation	FIS Code	Name	FIS Points (December 2003 List)			
			DH	SL	GS	SG
AUS	45071	OWENS Jenny	20.05 (66)	38.84 (278)	38.73 (322)	25.06 (108)
AUT	55539	BERGER Silvia	40.66 (137)	66.17 (722)	5.40 (21)	5.93 (27)
	55198	DORFMEISTER Michaela	0.30 (2)	44.23 (352)	4.11 (10)	1.45 (3)
	55069	GOETSCHL Renate	0.00 (1)	15.52 (73)	23.34 (132)	0.27 (2)
	55339	LECHNER Martina	20.29 (69)	66.07 (718)	20.95 (106)	14.62 (45)
	55212	MEISSNITZER Alexandra	3.08 (7)	89.04 (1147)	3.68 (7)	1.49 (4)
	55261	OBERMOSER Brigitte	3.70 (9)	78.60 (941)	5.56 (24)	3.49 (13)
	55588	RUMPFHUBER Ingrid	9.56 (39)	50.46 (463)	27.82 (177)	15.58 (50)
	55052	SCHNEIDER Tanja	30.99 (102)	–	18.36 (92)	5.99 (29)
	55596	WILHELM Kathrin	5.69 (26)	77.08 (909)	17.43 (84)	17.25 (59)
	55538	WIRTH Katja	5.28 (20)	52.44 (496)	18.10 (91)	5.89 (26)
CAN	105997	BRYDON Emily	7.26 (37)	18.32 (92)	19.19 (95)	5.57 (21)
	105662	LEFRANCOIS Anne Marie	9.95 (42)	81.61 (998)	50.10 (503)	19.60 (72)
	106468	LUSTENBERGER Christina	64.05 (239)	55.00 (540)	18.60 (94)	42.85 (204)
	106056	SIMARD Genevieve	16.47 (58)	31.56 (189)	5.72 (25)	5.02 (16)
	106593	SPLAWINSKI Sophie	38.43 (132)	36.01 (241)	17.57 (87)	63.13 (379)
	106402	VANDERBEEK Kelly	10.97 (45)	49.55 (427)	42.35 (364)	25.09 (110)
FRA	195311	DUVILLARD Julie	54.00 (189)	41.16 (307)	17.53 (86)	17.92 (64)
	195920	GIVELET Anne-Laure	26.59 (91)	86.43 (1086)	26.22 (160)	18.84 (69)
	195671	JACQUEMOD Ingrid	4.13 (10)	145.46 (2072)	19.49 (97)	5.49 (20)
	195837	MATTEL Magda	16.22 (57)	231.87 (2777)	50.02 (500)	13.67 (41)
	195868	MEILLEUR Karine	21.38 (73)	199.76 (2578)	53.79 (554)	20.07 (77)
	195374	MONTILLET Carole	1.02 (3)	202.34 (2599)	5.91 (29)	0.00 (1)
	195503	SUCHET Melanie	5.99 (30)	–	48.04 (455)	6.00 (31)
GBR	225206	ALCOTT Chimene	26.43 (89)	21.37 (109)	17.09 (79)	17.10 (57)
GER	205378	ERTL Martina	5.50 (23)	4.28 (10)	2.91 (4)	2.82 (7)
	205117	GERG Hilde	3.16 (8)	48.85 (419)	23.83 (139)	2.95 (9)
	205392	HAEUSL Regina	5.32 (21)	182.55 (2436)	76.74 (1002)	14.72 (46)
	205119	HALTMAYR Petra	24.61 (82)	62.95 (667)	23.64 (137)	17.93 (66)
	205820	HUBER Isabelle	5.40 (22)	75.46 (880)	36.17 (285)	17.42 (61)
	206001	RIESCH Maria	4.73 (17)	10.26 (42)	21.22 (109)	13.28 (39)



AUDI FIS SKI WORLD CUP
1st LADIES SUPER-G
ALPHABETICAL LIST OF COMPETITORS



Number of Competitors: 58

Nation	FIS Code	Name	FIS Points (December 2003 List)			
			DH	SL	GS	SG
ISL	255098	KRISTJANSДОTTIR Dagny I.	29.57 (96)	42.43 (330)	30.26 (210)	21.54 (87)
ITA	295136	CECCARELLI Daniela	4.40 (13)	94.09 (1224)	20.83 (105)	2.85 (8)
	296217	COLETTI Alexandra	33.68 (114)	58.17 (579)	24.79 (147)	20.50 (78)
	295449	KLEON Barbara	37.10 (127)	117.60 (1619)	13.08 (52)	14.32 (44)
	295588	KOSTNER Isolde	4.69 (16)	–	31.86 (234)	5.19 (18)
	295533	RECCHIA Lucia	23.97 (80)	103.41 (1397)	33.00 (244)	5.99 (29)
	295800	TAGLIABUE Elena	39.14 (134)	109.31 (1497)	60.36 (666)	24.54 (101)
NOR	425001	FLEMMEN Andrine	50.71 (175)	16.91 (84)	4.33 (13)	34.85 (156)
SLO	565243	MAZE Tina	36.89 (125)	31.05 (186)	4.30 (12)	27.43 (118)
	565037	SUHADOLC Mojca	5.61 (24)	307.09 (2980)	24.61 (144)	5.16 (17)
SUI	515478	ALPIGER Ella	13.77 (51)	66.60 (728)	28.24 (186)	15.66 (52)
	515573	AUFDENBLATTEN Fraenzi	14.56 (52)	27.67 (162)	10.23 (41)	5.59 (22)
	515409	BERTHOD Sylviane	4.40 (13)	191.51 (2514)	38.62 (319)	5.62 (23)
	515348	BORCHI Catherine	4.75 (18)	75.82 (888)	30.32 (211)	14.90 (48)
	515403	MUELLER Tamara	5.91 (28)	41.34 (311)	21.67 (112)	5.75 (24)
	515166	PIEREN Tanja	9.95 (42)	128.77 (1826)	25.63 (151)	14.24 (43)
	515560	SCHILD Martina	14.95 (53)	136.22 (1954)	34.95 (265)	27.16 (116)
	515170	STYGER Nadia	7.19 (35)	94.64 (1231)	15.86 (65)	15.07 (49)
SWE	505260	HARGIN Janette	15.18 (55)	16.43 (80)	15.72 (63)	16.45 (53)
USA	536138	CLARK Kirsten L	1.54 (4)	124.68 (1756)	5.99 (30)	2.30 (6)
	537544	KILDOW Lindsey C.	9.56 (39)	18.51 (93)	15.05 (60)	20.93 (84)
	536473	LALIVE Caroline	5.13 (19)	44.34 (354)	9.28 (38)	4.81 (15)
	536884	LUDLOW Libby	16.07 (56)	144.43 (2061)	17.32 (83)	5.94 (28)
	537545	MANCUSO Julia	5.86 (27)	13.91 (62)	11.50 (46)	5.87 (25)
	537446	MCCARTY Bryna	17.60 (62)	100.99 (1356)	33.31 (248)	24.56 (103)
	536477	MENDES Jonna	4.13 (10)	101.91 (1373)	15.25 (62)	3.33 (11)
	537438	VAN NESS Lauren	26.55 (90)	73.45 (842)	45.67 (412)	23.52 (92)

LEGEND
DH Downhill SL Slalom GS Giant Slalom SG Super-G



AUDI FIS SKI WORLD CUP
1st LADIES SUPER-G
DRAW LIST BY POINTS



Number of Competitors: 58

No.	FIS Code	Name	Nation	WCSL-SG	WCSL-O	FIS-SG
1	195374	MONTILLET Carole	FRA	511 (1)	1056 (5)	0.00 (1)
2	55069	GOETSCHL Renate	AUT	490 (2)	910 (8)	0.27 (2)
3	55198	DORFMEISTER Michaela	AUT	398 (3)	1079 (3)	1.45 (3)
4	55212	MEISSNITZER Alexandra	AUT	395 (4)	928 (7)	1.49 (4)
5	536138	CLARK Kirsten L	USA	332 (6)	740 (9)	2.30 (5)
6	205378	ERTL Martina	GER	291 (7)	1079 (3)	2.82 (6)
7	295136	CECCARELLI Daniela	ITA	289 (8)	462 (17)	2.85 (7)
8	205117	GERG Hilde	GER	281 (9)	582 (11)	2.95 (8)
9	536477	MENDES Jonna	USA	251 (11)	409 (19)	3.33 (9)
10	55261	OBERMOSER Brigitte	AUT	239 (13)	529 (14)	3.49 (10)
11	536473	LALIVE Caroline	USA	136 (15)	337 (25)	4.81 (11)
12	106056	SIMARD Genevieve	CAN	120 (16)	257 (32)	5.02 (12)
13	565037	SUHADOLC Mojca	SLO	109 (17)	156 (53)	5.16 (13)
14	295588	KOSTNER Isolde	ITA	106 (18)	224 (38)	5.19 (14)
15	195671	JACQUEMOD Ingrid	FRA	83 (20)	204 (40)	5.49 (15)
16	105997	BRYDON Emily	CAN	77 (21)	160 (52)	5.57 (16)
17	515573	AUFDENBLATTEN Fraenzi	SUI	75 (22)	162 (51)	5.59 (17)
18	515409	BERTHOD Sylviane	SUI	73 (23)	232 (34)	5.62 (18)
19	515403	MUELLER Tamara	SUI	63 (24)	95 (61)	5.75 (19)
20	537545	MANCUSO Julia	USA	53 (25)	190 (44)	5.87 (20)
21	55538	WIRTH Katja	AUT	52 (26)	144 (55)	5.89 (21)
22	55539	BERGER Silvia	AUT	49 (27)	172 (46)	5.93 (22)
23	536884	LUDLOW Libby	USA	48 (28)	60 (75)	5.94 (23)
24	295533	RECCHIA Lucia	ITA	44 (29)	55 (79)	5.99 (25)
25	55052	SCHNEIDER Tanja	AUT	44 (29)	53 (81)	5.99 (24)
26	195503	SUCHET Melanie	FRA	36 (31)	89 (65)	6.00 (26)
27	205392	HAEUSL Regina	GER	35 (32)	103 (60)	14.72 (32)
28	515348	BORGHI Catherine	SUI	25 (37)	202 (41)	14.90 (33)
29	206001	RIESCH Maria	GER	24 (39)	307 (29)	13.28 (27)
30	505260	HARGIN Janette	SWE	22 (41)	45 (87)	16.45 (37)
31	195837	MATTEL Magda	FRA	-	24 (99)	13.67 (28)
32	515166	PIEREN Tanja	SUI	7 (49)	7 (120)	14.24 (29)
33	295449	KLEON Barbara	ITA	13 (47)	79 (68)	14.32 (30)
34	55339	LECHNER Martina	AUT	9 (48)	9 (114)	14.62 (31)
35	515170	STYGER Nadia	SUI	15 (46)	66 (71)	15.07 (34)
36	55588	RUMPFHUBER Ingrid	AUT	3 (54)	63 (73)	15.58 (35)



AUDI FIS SKI WORLD CUP
1st LADIES SUPER-G
DRAW LIST BY POINTS



Number of Competitors: 58

No.	FIS Code	Name	Nation	WCSL-SG	WCSL-O	FIS-SG
37	515478	ALPIGER Ella	SUI	-	8 (118)	15.66 (36)
38	225206	ALCOTT Chimene	GBR	4 (53)	28 (96)	17.10 (38)
39	55596	WILHELM Kathrin	AUT	6 (51)	64 (72)	17.25 (39)
40	205820	HUBER Isabelle	GER	16 (45)	104 (59)	17.42 (40)
41	195311	DUVILLARD Julie	FRA	-	-	17.92 (41)
42	205119	HALTMAYR Petra	GER	-	2 (128)	17.93 (42)
43	195920	GIVELET Anne-Laure	FRA	3 (54)	25 (98)	18.84 (43)
44	105662	LEFRANCOIS Anne Marie	CAN	-	16 (107)	19.60 (44)
45	195868	MEILLEUR Karine	FRA	7 (49)	24 (99)	20.07 (45)
46	296217	COLETTI Alexandra	ITA	-	9 (114)	20.50 (46)
47	537544	KILDOW Lindsey C.	USA	-	22 (103)	20.93 (47)
48	255098	KRISTJANSDOTTIR Dagny I.	ISL	-	-	21.54 (48)
49	537438	VAN NESS Lauren	USA	-	-	23.52 (49)
50	295800	TAGLIABUE Elena	ITA	3 (54)	3 (127)	24.54 (50)
51	537446	MCCARTY Bryna	USA	-	15 (111)	24.56 (51)
52	45071	OWENS Jenny	AUS	-	-	25.06 (52)
53	106402	VANDERBEEK Kelly	CAN	-	-	25.09 (53)
54	515560	SCHILD Martina	SUI	-	16 (107)	27.16 (54)
55	565243	MAZE Tina	SLO	-	228 (35)	27.43 (55)
56	425001	FLEMMEN Andrine	NOR	-	225 (36)	34.85 (56)
57	106468	LUSTENBERGER Christina	CAN	-	-	42.85 (57)
58	106593	SPLAWINSKI Sophie	CAN	-	-	63.13 (58)

LEGEND

WCSL-SG World Cup Start List points for Super-G **WCSL-O** Overall WCSL points **No.** Control Number
FIS-SG FIS points for Super-G

07-12-2003 / Lake Louise (CAN) / 5362

Page 2/2

Data Processing by SWATCH

www.fis-ski.com

SWATCH Timing

Generation Date: SAT 6 DEC 2003

Time: 17:12 Swatch Internet Time: @ 50

Document: 45A 1.0



AUDI FIS SKI WORLD CUP
1st LADIES SUPER-G
START LIST



Jury			Technical Data	
TD FIS	B. DART	USA	Course Name	Men's Olympic Downhill
Referee	K. HOCH	FIS	Start Altitude	2160 m
Assistant Referee	J. TISCHHAUSER	FIS	Finish Altitude	1660 m
Chief of Race	B. LYNAM	CAN	Vertical Drop	500 m
			Course Length	1819 m
			Homologation Number	6519/429/01

Race Information

Course Setter	B. ZOBEL	AUT		
Number of Gates	34			
Turning Gates	30			
Start Time	10:00			
Forerunners	A - B. ACTON	CAN	E - A. GOODMAN	CAN
	B - E. DESFORGES	CAN	F - A. FORSYTH	CAN
	C - C. RISLER	CAN	G - J. DURHAM	CAN
	D - A. PRCHAL	CAN	H - S. LAWRENCE	CAN

Number of Competitors: 58

Bib	FIS Code	Name	Year of Birth	Nation	Time	Ski
1	505260	HARGIN Janette	1977	SWE	_____	ROSSIGNOL
2	206001	RIESCH Maria	1984	GER	_____	HEAD
3	515348	BORGHI Catherine	1976	SUI	_____	FISCHER
4	205392	HAEUSL Regina	1973	GER	_____	SALOMON
5	195503	SUCHET Melanie	1976	FRA	_____	SALOMON
6	55052	SCHNEIDER Tanja	1974	AUT	_____	ROSSIGNOL
7	295533	RECCHIA Lucia	1980	ITA	_____	VÖLKL
8	536884	LUDLOW Libby	1981	USA	_____	SALOMON
9	55539	BERGER Silvia	1980	AUT	_____	FISCHER
10	55538	WIRTH Katja	1980	AUT	_____	BLIZZARD
11	537545	MANCUSO Julia	1984	USA	_____	ROSSIGNOL
12	515403	MUELLER Tamara	1977	SUI	_____	ROSSIGNOL
13	515409	BERTHOD Sylviane	1977	SUI	_____	SALOMON
14	515573	AUFDENBLATTEN Fraenzi	1981	SUI	_____	SALOMON
15	105997	BRYDON Emily	1980	CAN	_____	SALOMON
16	195671	JACQUEMOD Ingrid	1978	FRA	_____	SALOMON
17	295588	KOSTNER Isolde	1975	ITA	_____	FISCHER
18	565037	SUHADOLC Mojca	1975	SLO	_____	ROSSIGNOL
19	106056	SIMARD Genevieve	1980	CAN	_____	ROSSIGNOL
20	536473	LALIVE Caroline	1979	USA	_____	SALOMON



AUDI FIS SKI WORLD CUP
1st LADIES SUPER-G
START LIST



Number of Competitors: 58

Bib	FIS Code	Name	Year of Birth	Nation	Time	Ski
21	55261	OBERMOSER Brigitte	1976	AUT	_____	BLIZZARD
22	536477	MENDES Jonna	1979	USA	_____	FISCHER
23	205117	GERG Hilde	1975	GER	_____	VÖLKL
24	295136	CECCARELLI Daniela	1975	ITA	_____	DYNASTAR
25	205378	ERTL Martina	1973	GER	_____	ROSSIGNOL
26	536138	CLARK Kirsten L	1977	USA	_____	FISCHER
27	55212	MEISSNITZER Alexandra	1973	AUT	_____	VÖLKL
28	55198	DORFMEISTER Michaela	1973	AUT	_____	BLIZZARD
29	55069	GOETSCHL Renate	1975	AUT	_____	SALOMON
30	195374	MONTILLET Carole	1973	FRA	_____	ROSSIGNOL
31	195837	MATTEL Magda	1980	FRA	_____	DYNASTAR
32	515166	PIEREN Tanja	1978	SUI	_____	ROSSIGNOL
33	295449	KLEON Barbara	1980	ITA	_____	DYNASTAR
34	55339	LECHNER Martina	1978	AUT	_____	BLIZZARD
35	515170	STYGER Nadia	1978	SUI	_____	SALOMON
36	55588	RUMPFHUBER Ingrid	1981	AUT	_____	FISCHER
37	515478	ALPIGER Ella	1979	SUI	_____	FISCHER
38	225206	ALCOTT Chimene	1982	GBR	_____	FISCHER
39	55596	WILHELM Kathrin	1981	AUT	_____	VÖLKL
40	205820	HUBER Isabelle	1981	GER	_____	ROSSIGNOL
41	195311	DUVILLARD Julie	1978	FRA	_____	DYNASTAR
42	205119	HALTMAYR Petra	1975	GER	_____	VÖLKL
43	195920	GIVELET Anne-Laure	1981	FRA	_____	DYNASTAR
44	105662	LEFRANCOIS Anne Marie	1977	CAN	_____	ROSSIGNOL
45	195868	MEILLEUR Karine	1980	FRA	_____	ROSSIGNOL
46	296217	COLETTI Alexandra	1983	ITA	_____	ROSSIGNOL
47	537544	KILDOW Lindsey C.	1984	USA	_____	ROSSIGNOL
48	255098	KRISTJANSDOTTIR Dagny I.	1980	ISL	_____	ROSSIGNOL
49	537438	VAN NESS Lauren	1983	USA	_____	ROSSIGNOL
50	295800	TAGLIABUE Elena	1977	ITA	_____	ROSSIGNOL
51	537446	MCCARTY Bryna	1983	USA	_____	DYNASTAR
52	45071	OWENS Jenny	1978	AUS	_____	ROSSIGNOL
53	106402	VANDERBEEK Kelly	1983	CAN	_____	VÖLKL
54	515560	SCHILD Martina	1981	SUI	_____	VÖLKL
55	565243	MAZE Tina	1983	SLO	_____	ROSSIGNOL
56	425001	FLEMMEN Andrine	1974	NOR	_____	ROSSIGNOL
57	106468	LUSTENBERGER Christina	1984	CAN	_____	ROSSIGNOL
58	106593	SPLAWINSKI Sophie	1985	CAN	_____	SALOMON



AUDI FIS SKI WORLD CUP
1st LADIES SUPER-G
OFFICIAL RESULTS

**Jury**

TD FIS	B. DART	USA
Referee	K. HOCH	FIS
Assistant Referee	J. TISCHHAUSER	FIS
Chief of Race	B. LYNAM	CAN

Technical Data

Course Name	Men's Olympic Downhill
Start Altitude	2160 m
Finish Altitude	1660 m
Vertical Drop	500 m
Course Length	1521 m
Homologation Number	6519/429/01

Race Information

Course Setter	B. ZOBEL	AUT
Number of Gates	34	
Turning Gates	30	
Start Time	10:00	

Forerunners	A - B. ACTON	CAN	E - A. GOODMAN	CAN
	B - E. DESFORGES	CAN	F - A. FORSYTH	CAN
	C - C. RISLER	CAN	G - J. DURHAM	CAN
	D - A. PRCHAL	CAN	H - S. LAWRENCE	CAN

Weather: Sunny **Snow:** Hard **Temperature – Start:** -7 °C **Finish:** -10 °C **F-factor:** 980

Number of Competitors: 58

Rank	Bib	FIS Code	Name	Year of Birth	Nation	Time	Diff.	Race Points	Ski
1	29	55069	GOETSCHL Renate	1975	AUT	1:14.98		0.00	SALOMON
2	28	55198	DORFMEISTER Michaela	1973	AUT	1:15.49	0.51	6.67	BLIZZARD
3	23	205117	GERG Hilde	1975	GER	1:15.66	0.68	8.89	VÖLKL
4	26	536138	CLARK Kirsten L	1977	USA	1:15.85	0.87	11.37	FISCHER
5	35	515170	STYGER Nadia	1978	SUI	1:15.86	0.88	11.50	SALOMON
6	34	55339	LECHNER Martina	1978	AUT	1:15.98	1.00	13.07	BLIZZARD
6	31	195837	MATTEL Magda	1980	FRA	1:15.98	1.00	13.07	DYNASTAR
8	30	195374	MONTILLET Carole	1973	FRA	1:16.06	1.08	14.12	ROSSIGNOL
9	25	205378	ERTL Martina	1973	GER	1:16.26	1.28	16.73	ROSSIGNOL
10	10	55538	WIRTH Katja	1980	AUT	1:16.29	1.31	17.12	BLIZZARD
11	W 38	225206	ALCOTT Chimene	1982	GBR	1:16.47	1.49	19.47	FISCHER
12	2	206001	RIESCH Maria	1984	GER	1:16.48	1.50	19.61	HEAD
13	32	515166	PIEREN Tanja	1978	SUI	1:16.61	1.63	21.30	ROSSIGNOL
14	36	55588	RUMPFHUBER Ingrid	1981	AUT	1:16.68	1.70	22.22	FISCHER
15	20	536473	LALIVE Caroline	1979	USA	1:16.71	1.73	22.61	SALOMON
16	37	515478	ALPIGER Ella	1979	SUI	1:16.72	1.74	22.74	FISCHER

#467 _____



AUDI FIS SKI WORLD CUP
1st LADIES SUPER-G
OFFICIAL RESULTS



Number of Competitors: 58

Rank	Bib	FIS Code	Name	Year of Birth	Nation	Time	Diff.	Race Points	Ski
17	16	195671	JACQUEMOD Ingrid	1978	FRA	1:16.82	1.84	24.05	SALOMON
17	15	105997	BRYDON Emily	1980	CAN	1:16.82	1.84	24.05	SALOMON
19	56	425001	FLEMMEN Andrine	1974	NOR	1:16.85	1.87	24.44	ROSSIGNOL
20	11	537545	MANCUSO Julia	1984	USA	1:16.86	1.88	24.57	ROSSIGNOL
21	42	205119	HALTMAYR Petra	1975	GER	1:16.87	1.89	24.70	VÖLKL
21	5	195503	SUCHET Melanie	1976	FRA	1:16.87	1.89	24.70	SALOMON
23	9	55539	BERGER Silvia	1980	AUT	1:16.97	1.99	26.01	FISCHER
24	7	295533	RECCHIA Lucia	1980	ITA	1:17.00	2.02	26.40	VÖLKL
25	19	106056	SIMARD Genevieve	1980	CAN	1:17.06	2.08	27.19	ROSSIGNOL
26	43	195920	GIVELET Anne-Laure	1981	FRA	1:17.07	2.09	27.32	DYNASTAR
27	13	515409	BERTHOD Sylviane	1977	SUI	1:17.08	2.10	27.45	SALOMON
28	27	55212	MEISSNITZER Alexandra	1973	AUT	1:17.12	2.14	27.97	VÖLKL
29	33	295449	KLEON Barbara	1980	ITA	1:17.16	2.18	28.49	DYNASTAR
30	39	55596	WILHELM Kathrin	1981	AUT	1:17.23	2.25	29.41	VÖLKL
31	41	195311	DUVILLARD Julie	1978	FRA	1:17.28	2.30	30.06	DYNASTAR
32	40	205820	HUBER Isabelle	1981	GER	1:17.40	2.42	31.63	ROSSIGNOL
33	47	537544	KILDOW Lindsey C.	1984	USA	1:17.46	2.48	32.41	ROSSIGNOL
34	24	295136	CECCARELLI Daniela	1975	ITA	1:17.52	2.54	33.20	DYNASTAR
35	22	536477	MENDES Jonna	1979	USA	1:17.53	2.55	33.33	FISCHER
36	45	195868	MEILLEUR Karine	1980	FRA	1:17.65	2.67	34.90	ROSSIGNOL
37	12	515403	MUELLER Tamara	1977	SUI	1:17.66	2.68	35.03	ROSSIGNOL
38	55	565243	MAZE Tina	1983	SLO	1:18.15	3.17	41.43	ROSSIGNOL
39	44	105662	LEFRANCOIS Anne Marie	1977	CAN	1:18.23	3.25	42.48	ROSSIGNOL
39	14	515573	AUFDENBLATTEN Fraenzi	1981	SUI	1:18.23	3.25	42.48	SALOMON
41	18	565037	SUHADOLC Mojca	1975	SLO	1:18.28	3.30	43.13	ROSSIGNOL
42	51	537446	MCCARTY Bryna	1983	USA	1:18.36	3.38	44.18	DYNASTAR
43	52	45071	OWENS Jenny	1978	AUS	1:18.38	3.40	44.44	ROSSIGNOL
44	1	505260	HARGIN Janette	1977	SWE	1:18.44	3.46	45.22	ROSSIGNOL
45	58	106593	SPLAWINSKI Sophie	1985	CAN	1:18.47	3.49	45.61	SALOMON
46	8	536884	LUDLOW Libby	1981	USA	1:18.59	3.61	47.18	SALOMON
47	53	106402	VANDERBEEK Kelly	1983	CAN	1:18.64	3.66	47.84	VÖLKL
48	48	255098	KRISTJANSDOTTIR Dagny I.	1980	ISL	1:18.84	3.86	50.45	ROSSIGNOL
49	49	537438	VAN NESS Lauren	1983	USA	1:19.21	4.23	55.29	ROSSIGNOL

DID NOT FINISH: 9 competitors

3	515348	BORCHI Catherine	1976	SUI	FISCHER
4	205392	HAEUSL Regina	1973	GER	SALOMON
6	55052	SCHNEIDER Tanja	1974	AUT	ROSSIGNOL
17	295588	KOSTNER Isolde	1975	ITA	FISCHER
21	55261	OBERMOSER Brigitte	1976	AUT	BLIZZARD
46	296217	COLETTI Alexandra	1983	ITA	ROSSIGNOL
50	295800	TAGLIABUE Elena	1977	ITA	ROSSIGNOL
54	515560	SCHILD Martina	1981	SUI	VÖLKL
57	106468	LUSTENBERGER Christina	1984	CAN	ROSSIGNOL

#467 _____



AUDI FIS SKI WORLD CUP
1st LADIES SUPER-G
OFFICIAL RESULTS



Technical Delegate:

B. DART (USA) #467

LEGEND

W WinStar is the athlete who realise the biggest jump within the first 15 who is started with bib 36 or higher

07-12-2003 / Lake Louise (CAN) / 5362

Page 3/3

Data Processing by SWATCH

www.fis-ski.com

SWATCH Timing

Generation Date: SUN 7 DEC 2003

Time: 11:53 Swatch Internet Time: @828

Document: 73A 1.0



AUDI FIS SKI WORLD CUP
1st LADIES SUPER-G
PENALTY CALCULATION



Best 10 at Finish

Rank	Bib	FIS Code	Name	Nation	FIS Points	Best 5	Race Points
1	29	55069	GOETSCHL Renate	AUT	0.27	0.27	0.00
2	28	55198	DORFMEISTER Michaela	AUT	1.45	1.45	6.67
3	23	205117	GERG Hilde	GER	2.95		
4	26	536138	CLARK Kirsten L	USA	2.30	2.30	11.37
5	35	515170	STYGER Nadia	SUI	15.07		
6	34	55339	LECHNER Martina	AUT	14.62		
6	31	195837	MATTEL Magda	FRA	13.67		
8	30	195374	MONTILLET Carole	FRA	0.00	0.00	14.12
9	25	205378	ERTL Martina	GER	2.82	2.82	16.73
10	10	55538	WIRTH Katja	AUT	5.89		

Best 5 FIS Points at Start

Rank	Bib	FIS Code	Name	Nation	FIS Points
8	30	195374	MONTILLET Carole	FRA	0.00
1	29	55069	GOETSCHL Renate	AUT	0.27
2	28	55198	DORFMEISTER Michaela	AUT	1.45
28	27	55212	MEISSNITZER Alexandra	AUT	1.49
4	26	536138	CLARK Kirsten L	USA	2.30

TOTALS:		
FIS Points of Best 5 at Start (B)	5.51	
FIS Points of Best at Finish in Top 10 (A)		6.84
Race Points of Corresponding Competitors (C)		48.89
Calculated Penalty (A+B-C) : 10 =>	-3.654	
Rounded	-3.65	
Category Adder	0.00	
Correction Value (Z)	-6.97	
Calculated Penalty	3.32	
Penalty Applied	0.00	

Technical Delegate:
B. DART (USA) #467



AUDI FIS SKI WORLD CUP
1st LADIES SUPER-G
PERFORMANCE ANALYSIS 1



Number of Competitors: 49

Rank	Bib	Name	Nation	Positions			Partials			Difference		Speed		
				Pos.	Time	Rank	Pos.	Time	Rank	Time	Dist(m)	Pos.	km/h	Rank
1	29	GOETSCHL Renate	AUT	Int1: 38.44 (1) Int2: 58.16 (1) Fin: 1:14.98 (1)	I1-I2: 19.72 (1) I2-Fin: 16.82 (1)	0.00 0.00 0.00				Sp1: 101.33 (7) Avg.: 73.03				
2	28	DORFMEISTER Michaela	AUT	Int1: 38.83 (2) Int2: 58.57 (2) Fin: 1:15.49 (2)	I1-I2: 19.74 (2) I2-Fin: 16.92 (2)	0.39 0.41 0.51	10.28			Sp1: 101.33 (7) Avg.: 72.53				
3	23	GERG Hilde	GER	Int1: 38.85 (4) Int2: 58.59 (3) Fin: 1:15.66 (3)	I1-I2: 19.74 (2) I2-Fin: 17.07 (9)	0.41 0.43 0.68	13.67			Sp1: 101.33 (7) Avg.: 72.37				
4	26	CLARK Kirsten L	USA	Int1: 38.85 (4) Int2: 58.86 (8) Fin: 1:15.85 (4)	I1-I2: 20.01 (13) I2-Fin: 16.99 (5)	0.41 0.70 0.87	17.45			Sp1: 98.79 (15) Avg.: 72.19				
5	35	STYGER Nadia	SUI	Int1: 38.83 (2) Int2: 58.66 (4) Fin: 1:15.86 (5)	I1-I2: 19.83 (8) I2-Fin: 17.20 (22)	0.39 0.50 0.88	17.64			Sp1: 102.12 (3) Avg.: 72.18				
6	34	LECHNER Martina	AUT	Int1: 39.07 (11) Int2: 58.81 (5) Fin: 1:15.98 (6)	I1-I2: 19.74 (2) I2-Fin: 17.17 (18)	0.63 0.65 1.00	20.02			Sp1: 102.92 (2) Avg.: 72.07				
6	31	MATTEL Magda	FRA	Int1: 39.08 (12) Int2: 58.85 (7) Fin: 1:15.98 (6)	I1-I2: 19.77 (6) I2-Fin: 17.13 (14)	0.64 0.69 1.00	20.02			Sp1: 103.19 (1) Avg.: 72.07				
8	30	MONTILLET Carole	FRA	Int1: 39.17 (13) Int2: 59.12 (10) Fin: 1:16.06 (8)	I1-I2: 19.95 (12) I2-Fin: 16.94 (4)	0.73 0.96 1.08	21.60			Sp1: 101.59 (6) Avg.: 71.99				
9	25	ERTL Martina	GER	Int1: 39.01 (9) Int2: 59.10 (9) Fin: 1:16.26 (9)	I1-I2: 20.09 (16) I2-Fin: 17.16 (16)	0.57 0.94 1.28	25.53			Sp1: 99.29 (13) Avg.: 71.80				
10	10	WIRTH Katja	AUT	Int1: 39.25 (16) Int2: 59.30 (12) Fin: 1:16.29 (10)	I1-I2: 20.05 (14) I2-Fin: 16.99 (5)	0.81 1.14 1.31	26.12			Sp1: 96.85 (24) Avg.: 71.77				
11	38	ALCOTT Chimene	GBR	Int1: 39.59 (25) Int2: 59.41 (17) Fin: 1:16.47 (11)	I1-I2: 19.82 (7) I2-Fin: 17.06 (8)	1.15 1.25 1.49	29.64			Sp1: 102.12 (3) Avg.: 71.60				
12	2	RIESCH Maria	GER	Int1: 39.43 (21) Int2: 59.37 (16) Fin: 1:16.48 (12)	I1-I2: 19.94 (11) I2-Fin: 17.11 (13)	0.99 1.21 1.50	29.83			Sp1: 95.67 (33) Avg.: 71.60				
13	32	PIEREN Tanja	SUI	Int1: 38.98 (8) Int2: 59.13 (11) Fin: 1:16.61 (13)	I1-I2: 20.15 (22) I2-Fin: 17.48 (36)	0.54 0.97 1.63	32.36			Sp1: 96.85 (24) Avg.: 71.47				



AUDI FIS SKI WORLD CUP
1st LADIES SUPER-G
PERFORMANCE ANALYSIS 1



Number of Competitors: 49

Rank	Bib	Name	Nation	Positions			Partials			Difference		Speed		
				Pos.	Time	Rank	Pos.	Time	Rank	Time	Dist(m)	Pos.	km/h	Rank
14	36	RUMPFHUBER Ingrid	AUT	Int1: 39.74 (29) Int2: 59.49 (18) Fin: 1:16.68 (14)	I1-I2: 19.75 (5) I2-Fin: 17.19 (19)	1.30 1.33 1.70	33.72	Sp1: 101.86 (5) Avg.: 71.41						
15	20	LALIVE Caroline	USA	Int1: 38.96 (6) Int2: 59.32 (13) Fin: 1:16.71 (15)	I1-I2: 20.36 (33) I2-Fin: 17.39 (32)	0.52 1.16 1.73	34.30	Sp1: 94.98 (36) Avg.: 71.38						
16	37	ALPIGER Ella	SUI	Int1: 39.26 (18) Int2: 59.35 (14) Fin: 1:16.72 (16)	I1-I2: 20.09 (16) I2-Fin: 17.37 (31)	0.82 1.19 1.74	34.50	Sp1: 98.79 (15) Avg.: 71.37						
17	16	JACQUEMOD Ingrid	FRA	Int1: 39.56 (23) Int2: 59.68 (22) Fin: 1:16.82 (17)	I1-I2: 20.12 (19) I2-Fin: 17.14 (15)	1.12 1.52 1.84	36.43	Sp1: 96.61 (26) Avg.: 71.28						
17	15	BRYDON Emily	CAN	Int1: 39.77 (30) Int2: 59.89 (29) Fin: 1:16.82 (17)	I1-I2: 20.12 (19) I2-Fin: 16.93 (3)	1.33 1.73 1.84	36.43	Sp1: 94.30 (38) Avg.: 71.28						
19	56	FLEMMEN Andrine	NOR	Int1: 39.19 (14) Int2: 59.53 (19) Fin: 1:16.85 (19)	I1-I2: 20.34 (32) I2-Fin: 17.32 (27)	0.75 1.37 1.87	37.01	Sp1: 99.79 (12) Avg.: 71.25						
20	11	MANCUSO Julia	USA	Int1: 39.20 (15) Int2: 59.58 (20) Fin: 1:16.86 (20)	I1-I2: 20.38 (36) I2-Fin: 17.28 (24)	0.76 1.42 1.88	37.20	Sp1: 98.79 (15) Avg.: 71.24						
21	42	HALTMAYR Petra	GER	Int1: 39.02 (10) Int2: 59.35 (14) Fin: 1:16.87 (21)	I1-I2: 20.33 (29) I2-Fin: 17.52 (39)	0.58 1.19 1.89	37.40	Sp1: 95.21 (34) Avg.: 71.23						
21	5	SUCHET Melanie	FRA	Int1: 39.38 (20) Int2: 59.71 (23) Fin: 1:16.87 (21)	I1-I2: 20.33 (29) I2-Fin: 17.16 (16)	0.94 1.55 1.89	37.40	Sp1: 93.19 (42) Avg.: 71.23						
23	9	BERGER Silvia	AUT	Int1: 39.29 (19) Int2: 59.62 (21) Fin: 1:16.97 (23)	I1-I2: 20.33 (29) I2-Fin: 17.35 (29)	0.85 1.46 1.99	39.32	Sp1: 97.33 (21) Avg.: 71.14						
24	7	RECCHIA Lucia	ITA	Int1: 39.98 (38) Int2: 59.91 (30) Fin: 1:17.00 (24)	I1-I2: 19.93 (10) I2-Fin: 17.09 (11)	1.54 1.75 2.02	39.90	Sp1: 98.55 (18) Avg.: 71.11						
25	19	SIMARD Genevieve	CAN	Int1: 39.81 (31) Int2: 59.98 (31) Fin: 1:17.06 (25)	I1-I2: 20.17 (23) I2-Fin: 17.08 (10)	1.37 1.82 2.08	41.05	Sp1: 95.21 (34) Avg.: 71.06						
26	43	GIVELET Anne-Laure	FRA	Int1: 39.63 (27) Int2: 59.88 (28) Fin: 1:17.07 (26)	I1-I2: 20.25 (26) I2-Fin: 17.19 (19)	1.19 1.72 2.09	41.25	Sp1: 100.56 (10) Avg.: 71.05						
27	13	BERTHOD Sylviane	SUI	Int1: 39.95 (36) Int2: 1:00.08 (34) Fin: 1:17.08 (27)	I1-I2: 20.13 (21) I2-Fin: 17.00 (7)	1.51 1.92 2.10	41.44	Sp1: 96.61 (26) Avg.: 71.04						
28	27	MEISSNITZER Alexandra	AUT	Int1: 38.96 (6) Int2: 58.81 (5) Fin: 1:17.12 (28)	I1-I2: 19.85 (9) I2-Fin: 18.31 (49)	0.52 0.65 2.14	42.21	Sp1: 95.91 (30) Avg.: 71.00						
29	33	KLEON Barbara	ITA	Int1: 39.68 (28) Int2: 59.75 (25) Fin: 1:17.16 (29)	I1-I2: 20.07 (15) I2-Fin: 17.41 (34)	1.24 1.59 2.18	42.97	Sp1: 98.55 (18) Avg.: 70.96						
30	39	WILHELM Kathrin	AUT	Int1: 39.94 (35) Int2: 1:00.04 (33) Fin: 1:17.23 (30)	I1-I2: 20.10 (18) I2-Fin: 17.19 (19)	1.50 1.88 2.25	44.31	Sp1: 100.05 (11) Avg.: 70.90						



AUDI FIS SKI WORLD CUP
1st LADIES SUPER-G
PERFORMANCE ANALYSIS 1



Number of Competitors: 49

Rank	Bib	Name	Nation	Positions			Partials			Difference		Speed		
				Pos.	Time	Rank	Pos.	Time	Rank	Time	Dist(m)	Pos.	km/h	Rank
31	41	DUVILLARD Julie	FRA	Int1: 39.60 (26)			I1-I2: 20.24 (25)			1.16		Sp1: 98.55 (18)		
				Int2: 59.84 (26)			I2-Fin: 17.44 (35)			1.68				
				Fin: 1:17.28 (31)						2.30	45.27	Avg.: 70.85		
32	40	HUBER Isabelle	GER	Int1: 39.58 (24)			I1-I2: 20.29 (28)			1.14		Sp1: 95.91 (30)		
				Int2: 59.87 (27)			I2-Fin: 17.53 (40)			1.71				
				Fin: 1:17.40 (32)						2.42	47.56	Avg.: 70.74		
33	47	KILDOW Lindsey C.	USA	Int1: 39.51 (22)			I1-I2: 20.47 (39)			1.07		Sp1: 97.09 (22)		
				Int2: 59.98 (31)			I2-Fin: 17.48 (36)			1.82				
				Fin: 1:17.46 (33)						2.48	48.70	Avg.: 70.69		
34	24	CECCARELLI Daniela	ITA	Int1: 39.25 (16)			I1-I2: 20.48 (41)			0.81		Sp1: 97.09 (22)		
				Int2: 59.73 (24)			I2-Fin: 17.79 (46)			1.57				
				Fin: 1:17.52 (34)						2.54	49.84	Avg.: 70.63		
35	22	MENDES Jonna	USA	Int1: 39.95 (36)			I1-I2: 20.26 (27)			1.51		Sp1: 94.98 (36)		
				Int2: 1:00.21 (35)			I2-Fin: 17.32 (27)			2.05				
				Fin: 1:17.53 (35)						2.55	50.03	Avg.: 70.63		
36	45	MEILLEUR Karine	FRA	Int1: 39.83 (32)			I1-I2: 20.47 (39)			1.39		Sp1: 96.61 (26)		
				Int2: 1:00.30 (37)			I2-Fin: 17.35 (29)			2.14				
				Fin: 1:17.65 (36)						2.67	52.30	Avg.: 70.52		
37	12	MUELLER Tamara	SUI	Int1: 39.88 (34)			I1-I2: 20.56 (45)			1.44		Sp1: 91.46 (45)		
				Int2: 1:00.44 (39)			I2-Fin: 17.22 (23)			2.28				
				Fin: 1:17.66 (37)						2.68	52.49	Avg.: 70.51		
38	55	MAZE Tina	SLO	Int1: 40.07 (39)			I1-I2: 20.54 (43)			1.63		Sp1: 96.14 (29)		
				Int2: 1:00.61 (40)			I2-Fin: 17.54 (41)			2.45				
				Fin: 1:18.15 (38)						3.17	61.70	Avg.: 70.07		
39	44	LEFRANCOIS Anne Marie	CAN	Int1: 40.26 (41)			I1-I2: 20.17 (23)			1.82		Sp1: 99.04 (14)		
				Int2: 1:00.43 (38)			I2-Fin: 17.80 (47)			2.27				
				Fin: 1:18.23 (39)						3.25	63.19	Avg.: 69.99		
39	14	AUFDENBLATTEN Fraenzi	SUI	Int1: 39.87 (33)			I1-I2: 20.36 (33)			1.43		Sp1: 92.10 (43)		
				Int2: 1:00.23 (36)			I2-Fin: 18.00 (48)			2.07				
				Fin: 1:18.23 (39)						3.25	63.19	Avg.: 69.99		
41	18	SUHADOLC Mojca	SLO	Int1: 40.52 (45)			I1-I2: 20.36 (33)			2.08		Sp1: 93.85 (40)		
				Int2: 1:00.88 (42)			I2-Fin: 17.40 (33)			2.72				
				Fin: 1:18.28 (41)						3.30	64.12	Avg.: 69.95		
42	51	MCCARTY Bryna	USA	Int1: 40.65 (47)			I1-I2: 20.62 (46)			2.21		Sp1: 91.03 (46)		
				Int2: 1:01.27 (47)			I2-Fin: 17.09 (11)			3.11				
				Fin: 1:18.36 (42)						3.38	65.61	Avg.: 69.88		
43	52	OWENS Jenny	AUS	Int1: 40.36 (42)			I1-I2: 20.43 (37)			1.92		Sp1: 95.91 (30)		
				Int2: 1:00.79 (41)			I2-Fin: 17.59 (44)			2.63				
				Fin: 1:18.38 (43)						3.40	65.98	Avg.: 69.86		
44	1	HARGIN Janette	SWE	Int1: 40.37 (44)			I1-I2: 20.52 (42)			1.93		Sp1: 93.63 (41)		
				Int2: 1:00.89 (43)			I2-Fin: 17.55 (42)			2.73				
				Fin: 1:18.44 (44)						3.46	67.09	Avg.: 69.81		
45	58	SPLAWINSKI Sophie	CAN	Int1: 40.63 (46)			I1-I2: 20.55 (44)			2.19		Sp1: 91.67 (44)		
				Int2: 1:01.18 (45)			I2-Fin: 17.29 (25)			3.02				
				Fin: 1:18.47 (45)						3.49	67.65	Avg.: 69.78		
46	8	LUDLOW Libby	USA	Int1: 40.36 (42)			I1-I2: 20.93 (48)			1.92		Sp1: 84.77 (49)		
				Int2: 1:01.29 (48)			I2-Fin: 17.30 (26)			3.13				
				Fin: 1:18.59 (46)						3.61	69.87	Avg.: 69.67		
47	53	VANDERBEEK Kelly	CAN	Int1: 40.70 (48)			I1-I2: 20.46 (38)			2.26		Sp1: 91.03 (46)		
				Int2: 1:01.16 (44)			I2-Fin: 17.48 (36)			3.00				
				Fin: 1:18.64 (47)						3.66	70.79	Avg.: 69.63		



AUDI FIS SKI WORLD CUP
1st LADIES SUPER-G
PERFORMANCE ANALYSIS 1



Number of Competitors: 49

Rank	Bib	Name	Nation	Positions			Partials			Difference		Speed		
				Pos.	Time	Rank	Pos.	Time	Rank	Time	Dist(m)	Pos.	km/h	Rank
48	48	KRISTJANSDOTTIR Dagny I.	ISL	Int1:	40.10	(40)	I1-I2:	21.14	(49)	1.66		Sp1:	88.18	(48)
				Int2:	1:01.24	(46)	I2-Fin:	17.60	(45)	3.08				
				Fin:	1:18.84	(48)				3.86	74.47	Avg.:	69.45	
49	49	VAN NESS Lauren	USA	Int1:	40.90	(49)	I1-I2:	20.75	(47)	2.46		Sp1:	94.08	(39)
				Int2:	1:01.65	(49)	I2-Fin:	17.56	(43)	3.49				
				Fin:	1:19.21	(49)				4.23	81.22	Avg.:	69.13	

LEGEND

Pos Intermediate or Speed Position **Dist(m)** Distance behind the first **Int2:** Intermediate 2 **Fin:** Finish
Avg. Average Speed for the race **Int1:** Intermediate 1 **Sp1:** Speed Trap 1



AUDI FIS SKI WORLD CUP
1st LADIES SUPER-G
PERFORMANCE ANALYSIS 2



Number of Competitors: 58

Bib	Name	Nation	Positions			Partials			Difference		Speed		
			Pos.	Time	Rank	Pos.	Time	Rank	Time	Dist(m)	Pos.	km/h	Rank
1	HARGIN Janette	SWE	Int1: 40.37 (44) Int2: 1:00.89 (43) Fin: 1:18.44 (44)	I1-I2: 20.52 (42) I2-Fin: 17.55 (42)	1.93 2.73 3.46	67.09	Sp1: 93.63 (41) Avg.: 69.81						
2	RIESCH Maria	GER	Int1: 39.43 (21) Int2: 59.37 (16) Fin: 1:16.48 (12)	I1-I2: 19.94 (11) I2-Fin: 17.11 (13)	0.99 1.21 1.50	29.83	Sp1: 95.67 (33) Avg.: 71.60						
3	BORGHI Catherine	SUI	Int1: Int2: Fin: DNF	I1-I2: I2-Fin:			Sp1: Avg.:						
4	HAEUSL Regina	GER	Int1: Int2: Fin: DNF	I1-I2: I2-Fin:			Sp1: Avg.:						
5	SUCHET Melanie	FRA	Int1: 39.38 (20) Int2: 59.71 (23) Fin: 1:16.87 (21)	I1-I2: 20.33 (29) I2-Fin: 17.16 (16)	0.94 1.55 1.89	37.40	Sp1: 93.19 (42) Avg.: 71.23						
6	SCHNEIDER Tanja	AUT	Int1: Int2: Fin: DNF	I1-I2: I2-Fin:			Sp1: Avg.:						
7	RECCHIA Lucia	ITA	Int1: 39.98 (38) Int2: 59.91 (30) Fin: 1:17.00 (24)	I1-I2: 19.93 (10) I2-Fin: 17.09 (11)	1.54 1.75 2.02	39.90	Sp1: 98.55 (18) Avg.: 71.11						
8	LUDLOW Libby	USA	Int1: 40.36 (42) Int2: 1:01.29 (48) Fin: 1:18.59 (46)	I1-I2: 20.93 (48) I2-Fin: 17.30 (26)	1.92 3.13 3.61	69.87	Sp1: 84.77 (49) Avg.: 69.67						
9	BERGER Silvia	AUT	Int1: 39.29 (19) Int2: 59.62 (21) Fin: 1:16.97 (23)	I1-I2: 20.33 (29) I2-Fin: 17.35 (29)	0.85 1.46 1.99	39.32	Sp1: 97.33 (21) Avg.: 71.14						
10	WIRTH Katja	AUT	Int1: 39.25 (16) Int2: 59.30 (12) Fin: 1:16.29 (10)	I1-I2: 20.05 (14) I2-Fin: 16.99 (5)	0.81 1.14 1.31	26.12	Sp1: 96.85 (24) Avg.: 71.77						
11	MANCUSO Julia	USA	Int1: 39.20 (15) Int2: 59.58 (20) Fin: 1:16.86 (20)	I1-I2: 20.38 (36) I2-Fin: 17.28 (24)	0.76 1.42 1.88	37.20	Sp1: 98.79 (15) Avg.: 71.24						
12	MUELLER Tamara	SUI	Int1: 39.88 (34) Int2: 1:00.44 (39) Fin: 1:17.66 (37)	I1-I2: 20.56 (45) I2-Fin: 17.22 (23)	1.44 2.28 2.68	52.49	Sp1: 91.46 (45) Avg.: 70.51						
13	BERTHOD Sylviane	SUI	Int1: 39.95 (36) Int2: 1:00.08 (34) Fin: 1:17.08 (27)	I1-I2: 20.13 (21) I2-Fin: 17.00 (7)	1.51 1.92 2.10	41.44	Sp1: 96.61 (26) Avg.: 71.04						



AUDI FIS SKI WORLD CUP
1st LADIES SUPER-G
PERFORMANCE ANALYSIS 2



Number of Competitors: 58

Bib	Name	Nation	Positions			Partials			Difference		Speed		
			Pos.	Time	Rank	Pos.	Time	Rank	Time	Dist(m)	Pos.	km/h	Rank
14	AUFDENBLATTEN Fraenzi	SUI	Int1: 39.87 (33) Int2: 1:00.23 (36) Fin: 1:18.23 (39)	I1-I2: 20.36 (33) I2-Fin: 18.00 (48)	1.43 2.07 3.25	63.19	Sp1: 92.10 (43) Avg.: 69.99						
15	BRYDON Emily	CAN	Int1: 39.77 (30) Int2: 59.89 (29) Fin: 1:16.82 (17)	I1-I2: 20.12 (19) I2-Fin: 16.93 (3)	1.33 1.73 1.84	36.43	Sp1: 94.30 (38) Avg.: 71.28						
16	JACQUEMOD Ingrid	FRA	Int1: 39.56 (23) Int2: 59.68 (22) Fin: 1:16.82 (17)	I1-I2: 20.12 (19) I2-Fin: 17.14 (15)	1.12 1.52 1.84	36.43	Sp1: 96.61 (26) Avg.: 71.28						
17	KOSTNER Isolde	ITA	Int1: Int2: Fin: DNF	I1-I2: I2-Fin:			Sp1: Avg.:						
18	SUHADOLC Mojca	SLO	Int1: 40.52 (45) Int2: 1:00.88 (42) Fin: 1:18.28 (41)	I1-I2: 20.36 (33) I2-Fin: 17.40 (33)	2.08 2.72 3.30	64.12	Sp1: 93.85 (40) Avg.: 69.95						
19	SIMARD Genevieve	CAN	Int1: 39.81 (31) Int2: 59.98 (31) Fin: 1:17.06 (25)	I1-I2: 20.17 (23) I2-Fin: 17.08 (10)	1.37 1.82 2.08	41.05	Sp1: 95.21 (34) Avg.: 71.06						
20	LALIVE Caroline	USA	Int1: 38.96 (6) Int2: 59.32 (13) Fin: 1:16.71 (15)	I1-I2: 20.36 (33) I2-Fin: 17.39 (32)	0.52 1.16 1.73	34.30	Sp1: 94.98 (36) Avg.: 71.38						
21	OBERMOSER Brigitte	AUT	Int1: Int2: Fin: DNF	I1-I2: I2-Fin:			Sp1: Avg.:						
22	MENDES Jonna	USA	Int1: 39.95 (36) Int2: 1:00.21 (35) Fin: 1:17.53 (35)	I1-I2: 20.26 (27) I2-Fin: 17.32 (27)	1.51 2.05 2.55	50.03	Sp1: 94.98 (36) Avg.: 70.63						
23	GERG Hilde	GER	Int1: 38.85 (4) Int2: 58.59 (3) Fin: 1:15.66 (3)	I1-I2: 19.74 (2) I2-Fin: 17.07 (9)	0.41 0.43 0.68	13.67	Sp1: 101.33 (7) Avg.: 72.37						
24	CECCARELLI Daniela	ITA	Int1: 39.25 (16) Int2: 59.73 (24) Fin: 1:17.52 (34)	I1-I2: 20.48 (41) I2-Fin: 17.79 (46)	0.81 1.57 2.54	49.84	Sp1: 97.09 (22) Avg.: 70.63						
25	ERTL Martina	GER	Int1: 39.01 (9) Int2: 59.10 (9) Fin: 1:16.26 (9)	I1-I2: 20.09 (16) I2-Fin: 17.16 (16)	0.57 0.94 1.28	25.53	Sp1: 99.29 (13) Avg.: 71.80						
26	CLARK Kirsten L	USA	Int1: 38.85 (4) Int2: 58.86 (8) Fin: 1:15.85 (4)	I1-I2: 20.01 (13) I2-Fin: 16.99 (5)	0.41 0.70 0.87	17.45	Sp1: 98.79 (15) Avg.: 72.19						
27	MEISSNITZER Alexandra	AUT	Int1: 38.96 (6) Int2: 58.81 (5) Fin: 1:17.12 (28)	I1-I2: 19.85 (9) I2-Fin: 18.31 (49)	0.52 0.65 2.14	42.21	Sp1: 95.91 (30) Avg.: 71.00						
28	DORFMEISTER Michaela	AUT	Int1: 38.83 (2) Int2: 58.57 (2) Fin: 1:15.49 (2)	I1-I2: 19.74 (2) I2-Fin: 16.92 (2)	0.39 0.41 0.51	10.28	Sp1: 101.33 (7) Avg.: 72.53						
29	GOETSCHL Renate	AUT	Int1: 38.44 (1) Int2: 58.16 (1) Fin: 1:14.98 (1)	I1-I2: 19.72 (1) I2-Fin: 16.82 (1)	0.00 0.00 0.00	0.00	Sp1: 101.33 (7) Avg.: 73.03						
30	MONTILLET Carole	FRA	Int1: 39.17 (13) Int2: 59.12 (10) Fin: 1:16.06 (8)	I1-I2: 19.95 (12) I2-Fin: 16.94 (4)	0.73 0.96 1.08	21.60	Sp1: 101.59 (6) Avg.: 71.99						



AUDI FIS SKI WORLD CUP
1st LADIES SUPER-G
PERFORMANCE ANALYSIS 2



Number of Competitors: 58

Bib	Name	Nation	Positions			Partials			Difference		Speed		
			Pos.	Time	Rank	Pos.	Time	Rank	Time	Dist(m)	Pos.	km/h	Rank
31	MATTEL Magda	FRA	Int1: 39.08 (12) Int2: 58.85 (7) Fin: 1:15.98 (6)	I1-I2: 19.77 (6) I2-Fin: 17.13 (14)	0.64 0.69 1.00	20.02	Sp1: 103.19 (1) Avg.: 72.07						
32	PIEREN Tanja	SUI	Int1: 38.98 (8) Int2: 59.13 (11) Fin: 1:16.61 (13)	I1-I2: 20.15 (22) I2-Fin: 17.48 (36)	0.54 0.97 1.63	32.36	Sp1: 96.85 (24) Avg.: 71.47						
33	KLEON Barbara	ITA	Int1: 39.68 (28) Int2: 59.75 (25) Fin: 1:17.16 (29)	I1-I2: 20.07 (15) I2-Fin: 17.41 (34)	1.24 1.59 2.18	42.97	Sp1: 98.55 (18) Avg.: 70.96						
34	LECHNER Martina	AUT	Int1: 39.07 (11) Int2: 58.81 (5) Fin: 1:15.98 (6)	I1-I2: 19.74 (2) I2-Fin: 17.17 (18)	0.63 0.65 1.00	20.02	Sp1: 102.92 (2) Avg.: 72.07						
35	STYGER Nadia	SUI	Int1: 38.83 (2) Int2: 58.66 (4) Fin: 1:15.86 (5)	I1-I2: 19.83 (8) I2-Fin: 17.20 (22)	0.39 0.50 0.88	17.64	Sp1: 102.12 (3) Avg.: 72.18						
36	RUMPFHUBER Ingrid	AUT	Int1: 39.74 (29) Int2: 59.49 (18) Fin: 1:16.68 (14)	I1-I2: 19.75 (5) I2-Fin: 17.19 (19)	1.30 1.33 1.70	33.72	Sp1: 101.86 (5) Avg.: 71.41						
37	ALPIGER Ella	SUI	Int1: 39.26 (18) Int2: 59.35 (14) Fin: 1:16.72 (16)	I1-I2: 20.09 (16) I2-Fin: 17.37 (31)	0.82 1.19 1.74	34.50	Sp1: 98.79 (15) Avg.: 71.37						
38	ALCOTT Chimene	GBR	Int1: 39.59 (25) Int2: 59.41 (17) Fin: 1:16.47 (11)	I1-I2: 19.82 (7) I2-Fin: 17.06 (8)	1.15 1.25 1.49	29.64	Sp1: 102.12 (3) Avg.: 71.60						
39	WILHELM Kathrin	AUT	Int1: 39.94 (35) Int2: 1:00.04 (33) Fin: 1:17.23 (30)	I1-I2: 20.10 (18) I2-Fin: 17.19 (19)	1.50 1.88 2.25	44.31	Sp1: 100.05 (11) Avg.: 70.90						
40	HUBER Isabelle	GER	Int1: 39.58 (24) Int2: 59.87 (27) Fin: 1:17.40 (32)	I1-I2: 20.29 (28) I2-Fin: 17.53 (40)	1.14 1.71 2.42	47.56	Sp1: 95.91 (30) Avg.: 70.74						
41	DUVILLARD Julie	FRA	Int1: 39.60 (26) Int2: 59.84 (26) Fin: 1:17.28 (31)	I1-I2: 20.24 (25) I2-Fin: 17.44 (35)	1.16 1.68 2.30	45.27	Sp1: 98.55 (18) Avg.: 70.85						
42	HALTMAYR Petra	GER	Int1: 39.02 (10) Int2: 59.35 (14) Fin: 1:16.87 (21)	I1-I2: 20.33 (29) I2-Fin: 17.52 (39)	0.58 1.19 1.89	37.40	Sp1: 95.21 (34) Avg.: 71.23						
43	GIVELET Anne-Laure	FRA	Int1: 39.63 (27) Int2: 59.88 (28) Fin: 1:17.07 (26)	I1-I2: 20.25 (26) I2-Fin: 17.19 (19)	1.19 1.72 2.09	41.25	Sp1: 100.56 (10) Avg.: 71.05						
44	LEFRANCOIS Anne Marie	CAN	Int1: 40.26 (41) Int2: 1:00.43 (38) Fin: 1:18.23 (39)	I1-I2: 20.17 (23) I2-Fin: 17.80 (47)	1.82 2.27 3.25	63.19	Sp1: 99.04 (14) Avg.: 69.99						
45	MEILLEUR Karine	FRA	Int1: 39.83 (32) Int2: 1:00.30 (37) Fin: 1:17.65 (36)	I1-I2: 20.47 (39) I2-Fin: 17.35 (29)	1.39 2.14 2.67	52.30	Sp1: 96.61 (26) Avg.: 70.52						
46	COLETTI Alexandra	ITA	Int1: Int2: Fin: DNF	I1-I2: I2-Fin:			Sp1: Avg.:						
47	KILDOW Lindsey C.	USA	Int1: 39.51 (22) Int2: 59.98 (31) Fin: 1:17.46 (33)	I1-I2: 20.47 (39) I2-Fin: 17.48 (36)	1.07 1.82 2.48	48.70	Sp1: 97.09 (22) Avg.: 70.69						



AUDI FIS SKI WORLD CUP
1st LADIES SUPER-G
PERFORMANCE ANALYSIS 2



Number of Competitors: 58

Bib	Name	Nation	Positions			Partials			Difference		Speed		
			Pos.	Time	Rank	Pos.	Time	Rank	Time	Dist(m)	Pos.	km/h	Rank
48	KRISTJANSDDOTTIR Dagny I.	ISL	Int1:	40.10	(40)	I1-I2:	21.14	(49)	1.66		Sp1:	88.18	(48)
			Int2:	1:01.24	(46)	I2-Fin:	17.60	(45)	3.08				
			Fin:	1:18.84	(48)				3.86	74.47	Avg.:	69.45	
49	VAN NESS Lauren	USA	Int1:	40.90	(49)	I1-I2:	20.75	(47)	2.46		Sp1:	94.08	(39)
			Int2:	1:01.65	(49)	I2-Fin:	17.56	(43)	3.49				
			Fin:	1:19.21	(49)				4.23	81.22	Avg.:	69.13	
50	TAGLIABUE Elena	ITA	Int1:			I1-I2:					Sp1:		
			Int2:			I2-Fin:							
			Fin:	DNF							Avg.:		
51	MCCARTY Bryna	USA	Int1:	40.65	(47)	I1-I2:	20.62	(46)	2.21		Sp1:	91.03	(46)
			Int2:	1:01.27	(47)	I2-Fin:	17.09	(11)	3.11				
			Fin:	1:18.36	(42)				3.38	65.61	Avg.:	69.88	
52	OWENS Jenny	AUS	Int1:	40.36	(42)	I1-I2:	20.43	(37)	1.92		Sp1:	95.91	(30)
			Int2:	1:00.79	(41)	I2-Fin:	17.59	(44)	2.63				
			Fin:	1:18.38	(43)				3.40	65.98	Avg.:	69.86	
53	VANDERBEEK Kelly	CAN	Int1:	40.70	(48)	I1-I2:	20.46	(38)	2.26		Sp1:	91.03	(46)
			Int2:	1:01.16	(44)	I2-Fin:	17.48	(36)	3.00				
			Fin:	1:18.64	(47)				3.66	70.79	Avg.:	69.63	
54	SCHILD Martina	SUI	Int1:			I1-I2:					Sp1:		
			Int2:			I2-Fin:							
			Fin:	DNF							Avg.:		
55	MAZE Tina	SLO	Int1:	40.07	(39)	I1-I2:	20.54	(43)	1.63		Sp1:	96.14	(29)
			Int2:	1:00.61	(40)	I2-Fin:	17.54	(41)	2.45				
			Fin:	1:18.15	(38)				3.17	61.70	Avg.:	70.07	
56	FLEMMEN Andrine	NOR	Int1:	39.19	(14)	I1-I2:	20.34	(32)	0.75		Sp1:	99.79	(12)
			Int2:	59.53	(19)	I2-Fin:	17.32	(27)	1.37				
			Fin:	1:16.85	(19)				1.87	37.01	Avg.:	71.25	
57	LUSTENBERGER Christina	CAN	Int1:			I1-I2:					Sp1:		
			Int2:			I2-Fin:							
			Fin:	DNF							Avg.:		
58	SPLAWINSKI Sophie	CAN	Int1:	40.63	(46)	I1-I2:	20.55	(44)	2.19		Sp1:	91.67	(44)
			Int2:	1:01.18	(45)	I2-Fin:	17.29	(25)	3.02				
			Fin:	1:18.47	(45)				3.49	67.65	Avg.:	69.78	

LEGEND

Pos Intermediate or Speed Position **Dist(m)** Distance behind the first **Int2:** Intermediate 2 **Sp1:** Speed Trap 1
Avg. Average Speed for the race **Int1:** Intermediate 1 **DNF** Did Not Finish **Fin:** Finish



AUDI FIS SKI WORLD CUP



AUDI FIS SKI WORLD CUP AFTER 1st LADIES SUPER-G SUPER-G FIS WCSL LIST

Number of Competitors: 61

7 DEC 2003 Lake Louise (CAN)

Rank	FIS Code	Name	Nation	1	Base	- X	+ Y	= WCSL-SG
1	55069	GOETSCHL Renate	AUT	100	490	61	100	529
2	195374	MONTILLET Carole	FRA	32	511	64	32	479
3	55198	DORFMEISTER Michaela	AUT	80	398	50	80	428
4	55212	MEISSNITZER Alexandra	AUT	3	395	49	3	349
5	295342	PUTZER Karen	ITA	-	394	49	-	345
6	536138	CLARK Kirsten L	USA	50	332	42	50	340
7	205117	GERG Hilde	GER	60	281	35	60	306
8	205378	ERTL Martina	GER	29	291	36	29	284
9	295136	CECCARELLI Daniela	ITA	-	289	36	-	253
10	385022	KOSTELIC Janica	CRO	-	281	35	-	246
11	536477	MENDES Jonna	USA	-	251	31	-	220
12	515098	REY BELLET Corinne	SUI	-	242	30	-	212
13	55261	OBERMOSER Brigitte	AUT	-	239	30	-	209
14	105546	TURGEON Melanie	CAN	-	203	25	-	178
15	536473	LALIVE Caroline	USA	16	136	17	16	135
16	106056	SIMARD Genevieve	CAN	6	120	15	6	111
17	565037	SUHADOLC Mojca	SLO	-	109	14	-	95
18	295588	KOSTNER Isolde	ITA	-	106	13	-	93
19	195671	JACQUEMOD Ingrid	FRA	14	83	10	14	87
20	55313	ROHREGGER Eveline	AUT	-	98	12	-	86
21	105997	BRYDON Emily	CAN	14	77	10	14	81
22	55538	WIRTH Katja	AUT	26	52	7	26	71
23	515409	BERTHOD Sylviane	SUI	4	73	9	4	68
24	515573	AUFDENBLATTEN Fraenzi	SUI	-	75	9	-	66
25	515170	STYGER Nadia	SUI	45	15	2	45	58
26	537545	MANCUSO Julia	USA	11	53	7	11	57
27	515403	MUELLER Tamara	SUI	-	63	8	-	55
28	55539	BERGER Silvia	AUT	8	49	6	8	51
29	55339	LECHNER Martina	AUT	40	9	1	40	48
30	295533	RECCHIA Lucia	ITA	7	44	6	7	45
31	206001	RIESCH Maria	GER	22	24	3	22	43
32	536884	LUDLOW Libby	USA	-	48	6	-	42
33	195503	SUCHET Melanie	FRA	10	36	5	10	41
34	195837	MATTEL Magda	FRA	40	-	-	40	40
35	55052	SCHNEIDER Tanja	AUT	-	44	6	-	38





AUDI FIS SKI WORLD CUP



AUDI FIS SKI WORLD CUP AFTER 1st LADIES SUPER-G SUPER-G FIS WCSL LIST

Number of Competitors: 61

7 DEC 2003 Lake Louise (CAN)

Rank	FIS Code	Name	Nation	1	Base	- X	+ Y	= WCSL-SG
36	205392	HAEUSL Regina	GER	-	35	4	-	31
36	495318	RUIZ CASTILLO Carolina	SPA	-	35	4	-	31
38	505187	OTTOSSON Anna	SWE	-	32	4	-	28
38	485062	ZELENSKAJA Warwara	RUS	-	32	4	-	28
40	225206	ALCOTT Chimene	GBR	24	4	1	24	27
41	505483	PAERSON Anja	SWE	-	30	4	-	26
41	515166	PIEREN Tanja	SUI	20	7	1	20	26
43	515348	BORGHI Catherine	SUI	-	25	3	-	22
43	535529	MONAHAN Kathleen	USA	-	25	3	-	22
45	515429	DUMERMUTH Monika	SUI	-	24	3	-	21
45	55588	RUMPFHUBER Ingrid	AUT	18	3	-	18	21
47	295463	BASSIS Patrizia	ITA	-	22	3	-	19
47	505260	HARGIN Janette	SWE	-	22	3	-	19
47	55290	HEREGGER Selina	AUT	-	22	3	-	19
47	505632	LINDELL-VIKARBY Jessica	SWE	-	22	3	-	19
51	515478	ALPIGER Ella	SUI	15	-	-	15	15
52	205820	HUBER Isabelle	GER	-	16	2	-	14
53	295449	KLEON Barbara	ITA	2	13	2	2	13
54	425001	FLEMMEN Andrine	NOR	12	-	-	12	12
55	205119	HALTMAYR Petra	GER	10	-	-	10	10
56	195920	GIVELET Anne-Laure	FRA	5	3	-	5	8
57	195868	MEILLEUR Karine	FRA	-	7	1	-	6
57	55596	WILHELM Kathrin	AUT	1	6	1	1	6
59	295462	MAJ Chiara	ITA	-	5	1	-	4
60	295800	TAGLIABUE Elena	ITA	-	3	-	-	3
61	296259	MOELGG Manuela	ITA	-	1	-	-	1

Number of Competitors per Nation until 60th position

AUT : 12	CAN : 3	CRO : 1	FRA : 6	GBR : 1	GER : 6
ITA : 8	NOR : 1	RUS : 1	SLO : 1	SPA : 1	SUI : 9
SWE : 4	USA : 6				





AUDI FIS SKI WORLD CUP



AUDI FIS SKI WORLD CUP AFTER 1st LADIES SUPER-G SUPER-G FIS WCSL LIST

LEGEND

Base Last season WCSL points
X (Base / number of planned races in the current season) * number of completed races in the current season
Y WC points won in the current season
WCSL-SG World Cup Start List points for Super-G

07-12-2003 / Lake Louise (CAN) / 5362

Page 3/3

www.fis-ski.com

Generation Date: SUN 7 DEC 2003

Time: 11:34 Swatch Internet Time: @815

Document: 60A 1.0





AUDI FIS SKI WORLD CUP



AUDI FIS SKI WORLD CUP AFTER 1st LADIES SUPER-G OVERALL FIS WCSL LIST


Number of Competitors: 132

Rank	FIS Code	Name	Nation	WCSL	DH	SL	GS	SG	K
1	385022	KOSTELIC Janica	CRO	1553	106 (18)	729 (1)	272 (9)	246 (10)	200 (1)
2	505483	PAERSON Anja	SWE	1259	–	593 (2)	640 (1)	26 (41)	–
3	55198	DORFMEISTER Michaela	AUT	1109	399 (3)	–	246 (10)	428 (3)	36 (13)
4	205378	ERTL Martina	GER	1072	57 (26)	250 (10)	361 (4)	284 (8)	120 (2)
5	195374	MONTILLET Carole	FRA	1024	471 (1)	–	74 (29)	479 (2)	–
6	295342	PUTZER Karen	ITA	961	111 (17)	–	455 (2)	345 (5)	50 (10)
7	55069	GOETSCHL Renate	AUT	949	401 (2)	–	19 (42)	529 (1)	–
8	55212	MEISSNITZER Alexandra	AUT	882	246 (6)	–	287 (7)	349 (4)	–
9	536138	CLARK Kirsten L	USA	748	324 (4)	–	66 (30)	340 (6)	18 (19)
10	55690	HOSP Nicole	AUT	666	–	257 (9)	329 (5)	–	80 (6)
11	205117	GERG Hilde	GER	607	291 (5)	–	10 (46)	306 (7)	–
12	185140	POUTIAINEN Tanja	FIN	582	–	390 (4)	192 (14)	–	–
13	515268	NEF Sonja	SUI	576	–	264 (8)	312 (6)	–	–
14	55261	OBERMOSER Brigitte	AUT	499	161 (9)	–	107 (24)	209 (13)	22 (17)
15	55590	SCHILD Marlies	AUT	490	–	440 (3)	–	–	50 (10)
16	515098	REY BELLET Corinne	SUI	453	241 (7)	–	–	212 (12)	–
17	505187	OTTOSSON Anna	SWE	435	–	178 (15)	229 (11)	28 (38)	–
18	295136	CECCARELLI Daniela	ITA	426	151 (13)	–	7 (49)	253 (9)	15 (22)
19	505084	NOWEN Ylva	SWE	392	–	238 (11)	154 (17)	–	–
20	195249	PEQUEGNOT Laure	FRA	390	–	389 (5)	1 (61)	–	–
21	536477	MENDES Jonna	USA	378	156 (12)	–	2 (58)	220 (11)	–
22	195377	PASCAL Christel	FRA	376	–	343 (6)	33 (37)	–	–
23	105546	TURGEON Melanie	CAN	372	194 (8)	–	–	178 (14)	–
24	295445	KARBON Denise	ITA	369	–	5 (52)	364 (3)	–	–
25	536481	SCHLEPER Sarah	USA	337	–	167 (16)	170 (16)	–	–
26	536473	LALIVE Caroline	USA	336	96 (19)	–	53 (33)	135 (15)	52 (9)
27	206001	RIESCH Maria	GER	326	150 (14)	20 (41)	8 (48)	43 (31)	105 (3)
28	295435	GIUS Nicole	ITA	317	–	270 (7)	47 (34)	–	–
29	515370	OESTER Marlies	SUI	312	–	122 (20)	90 (26)	–	100 (4)
30	495065	RIENDA CONTRERAS M.	SPA	291	–	17 (45)	274 (8)	–	–
31	535825	KOZNICK Kristina	USA	276	–	217 (13)	59 (31)	–	–
32	106056	SIMARD Genevieve	CAN	248	7 (56)	–	92 (25)	111 (16)	38 (12)
33	205636	BERGMANN-SCHMUDERER	GER	238	–	238 (11)	–	–	–
34	425001	FLEMMEN Andrine	NOR	237	–	–	225 (13)	12 (54)	–
35	565243	MAZE Tina	SLO	228	–	–	228 (12)	–	–
36	515409	BERTHOD Sylviane	SUI	227	159 (11)	–	–	68 (23)	–





AUDI FIS SKI WORLD CUP



AUDI FIS SKI WORLD CUP AFTER 1st LADIES SUPER-G OVERALL FIS WCSL LIST

Number of Competitors: 132

Rank	FIS Code	Name	Nation	WCSL	DH	SL	GS	SG	K
37	55576	GOERGL Elisabeth	AUT	215	–	101 (21)	114 (23)	–	–
38	55313	ROHREGGER Eveline	AUT	213	–	–	127 (19)	86 (20)	–
39	295588	KOSTNER Isolde	ITA	211	118 (16)	–	–	93 (18)	–
40	195671	JACQUEMOD Ingrid	FRA	208	121 (15)	–	–	87 (19)	–
41	515348	BORCHI Catherine	SUI	199	161 (9)	–	–	22 (43)	16 (20)
42	55302	EGGER Sabine	AUT	198	–	198 (14)	–	–	–
43	537545	MANCUSO Julia	USA	194	34 (32)	19 (43)	3 (56)	57 (26)	81 (5)
44	155415	ZAHROBSKA Sarka	CZE	191	–	136 (19)	–	–	55 (8)
45	105741	FORSYTH Allison	CAN	183	–	5 (52)	178 (15)	–	–
46	55539	BERGER Silvia	AUT	174	–	–	123 (21)	51 (28)	–
47	106022	JANYK Britt	CAN	169	–	45 (35)	124 (20)	–	–
47	296259	MOELGG Manuela	ITA	169	–	56 (32)	88 (28)	1 (61)	24 (15)
49	205115	GERG Annemarie	GER	166	–	165 (17)	1 (61)	–	–
50	105997	BRYDON Emily	CAN	164	59 (24)	–	–	81 (21)	24 (15)
51	505632	LINDELL-VIKARBY Jessica	SWE	163	44 (30)	–	39 (35)	19 (47)	61 (7)
51	55538	WIRTH Katja	AUT	163	78 (21)	–	–	71 (22)	14 (23)
53	355002	HEEB-BATLINER Birgit	LIE	154	–	–	154 (17)	–	–
54	515573	AUFDENBLATTEN Fraenzi	SUI	153	14 (47)	–	57 (32)	66 (24)	16 (20)
55	425051	ROGNMO Trine-bakke	NOR	144	–	144 (18)	–	–	–
56	565037	SUHADOLC Mojca	SLO	142	47 (29)	–	–	95 (17)	–
57	425389	NILSEN Stina Hofgard	NOR	115	–	–	115 (22)	–	–
58	515170	STYGER Nadia	SUI	109	37 (31)	–	14 (45)	58 (25)	–
59	296008	MERIGHETTI Daniela	ITA	106	–	16 (46)	90 (26)	–	–
60	205820	HUBER Isabelle	GER	102	88 (20)	–	–	14 (52)	–
61	205392	HAEUSL Regina	GER	99	68 (22)	–	–	31 (36)	–
62	505271	EKMAN Susanne	SWE	95	–	90 (23)	5 (53)	–	–
63	195503	SUCHET Melanie	FRA	94	53 (27)	–	–	41 (33)	–
63	55359	TRUPPE Karin	AUT	94	–	94 (22)	–	–	–
65	55691	SPONRING Christine	AUT	91	25 (36)	66 (28)	–	–	–
66	415069	RIEGLER Claudia	NZE	89	–	89 (24)	–	–	–
67	515403	MUELLER Tamara	SUI	87	32 (33)	–	–	55 (27)	–
68	195215	VIDAL Vanessa	FRA	83	–	83 (25)	–	–	–
69	55588	RUMPFHUBER Ingrid	AUT	81	60 (23)	–	–	21 (45)	–
70	385027	FLEISS Nika	CRO	79	–	79 (26)	–	–	–
70	295449	KLEON Barbara	ITA	79	51 (28)	–	15 (44)	13 (53)	–
72	515092	GRUENENFELDER Corina	SUI	69	–	69 (27)	–	–	–





AUDI FIS SKI WORLD CUP



AUDI FIS SKI WORLD CUP AFTER 1st LADIES SUPER-G OVERALL FIS WCSL LIST


Number of Competitors: 132

Rank	FIS Code	Name	Nation	WCSL	DH	SL	GS	SG	K
73	195837	MATTEL Magda	FRA	64	24 (38)	-	-	40 (34)	-
73	55596	WILHELM Kathrin	AUT	64	58 (25)	-	-	6 (57)	-
75	565207	DABIC Lea	SLO	61	-	39 (38)	-	-	22 (17)
76	425380	BREMSETH Lisa	NOR	59	-	59 (29)	-	-	-
76	295265	CERESA Annalisa	ITA	59	-	59 (29)	-	-	-
76	565097	PRETNAR Spela	SLO	59	-	58 (31)	1 (61)	-	-
79	295533	RECCHIA Lucia	ITA	56	11 (49)	-	-	45 (30)	-
80	536884	LUDLOW Libby	USA	54	12 (48)	-	-	42 (32)	-
81	225206	ALCOTT Chimene	GBR	51	18 (42)	-	6 (51)	27 (40)	-
81	515429	DUMERMUTH Monika	SUI	51	30 (34)	-	-	21 (45)	-
83	295738	BACHMANN Silke	ITA	50	-	16 (46)	34 (36)	-	-
84	425359	BERNTSEN Hedda	NOR	49	-	49 (33)	-	-	-
84	55759	KIRCHGASSER Michaela	AUT	49	-	49 (33)	-	-	-
86	55339	LECHNER Martina	AUT	48	-	-	-	48 (29)	-
86	537772	STIEGLER Resi	USA	48	-	22 (40)	-	-	26 (14)
88	55052	SCHNEIDER Tanja	AUT	47	2 (57)	-	7 (49)	38 (35)	-
89	55290	HEREGGER Selina	AUT	44	25 (36)	-	-	19 (47)	-
89	55388	RAICH Carina	AUT	44	-	44 (36)	-	-	-
91	425458	VIKEN Line	NOR	43	-	43 (37)	-	-	-
92	505260	HARGIN Janette	SWE	42	23 (39)	-	-	19 (47)	-
93	495318	RUIZ CASTILLO Carolina	SPA	34	-	-	3 (56)	31 (36)	-
94	535529	MONAHAN Kathleen	USA	33	11 (49)	-	-	22 (43)	-
94	295927	PLANATSCHER Maddalena	ITA	33	-	-	33 (37)	-	-
96	195920	GIVELET Anne-Laure	FRA	30	22 (40)	-	-	8 (56)	-
96	185058	RAITA Henna	FIN	30	-	30 (39)	-	-	-
96	485062	ZELENSKAJA Warwara	RUS	30	2 (57)	-	-	28 (38)	-
99	295463	BASSIS Patrizia	ITA	28	9 (51)	-	-	19 (47)	-
100	515496	IMLIG Corinne	SUI	27	27 (35)	-	-	-	-
101	515166	PIEREN Tanja	SUI	26	-	-	-	26 (41)	-
102	565109	DOVZAN Alenka	SLO	24	-	-	24 (39)	-	-
103	515478	ALPIGER Ella	SUI	23	8 (54)	-	-	15 (51)	-
103	195927	LAZIER Laurence	FRA	23	-	-	23 (40)	-	-
103	195868	MEILLEUR Karine	FRA	23	17 (43)	-	-	6 (57)	-
106	537544	KILDOW Lindsey C.	USA	22	22 (40)	-	-	-	-
107	515095	KUMMER Lilian	SUI	21	-	-	21 (41)	-	-
108	505610	BORSSEN Therese	SWE	20	-	20 (41)	-	-	-





AUDI FIS SKI WORLD CUP



AUDI FIS SKI WORLD CUP AFTER 1st LADIES SUPER-G OVERALL FIS WCSL LIST

Number of Competitors: 132

Rank	FIS Code	Name	Nation	WCSL	DH	SL	GS	SG	K
109	705287	ZUZULOVA Veronika	SVK	18	-	18 (44)	-	-	-
110	105662	LEFRANCOIS Anne Marie	CAN	16	16 (44)	-	-	-	-
110	195931	PELTIER Audrey	FRA	16	-	-	16 (43)	-	-
110	515560	SCHILD Martina	SUI	16	16 (44)	-	-	-	-
110	155047	ZAKOURILOVA Petra	CZE	16	-	16 (46)	-	-	-
114	537446	MCCARTY Bryna	USA	15	15 (46)	-	-	-	-
115	385032	JELUSIC Ana	CRO	14	-	5 (52)	9 (47)	-	-
116	296073	MORANDINI Claudia	ITA	13	-	13 (49)	-	-	-
117	205119	HALTMAYR Petra	GER	12	2 (57)	-	-	10 (55)	-
118	55383	BLASER Karin	AUT	9	9 (51)	-	-	-	-
118	565004	BOKAL Natasa	SLO	9	-	9 (50)	-	-	-
118	296217	COLETTI Alexandra	ITA	9	9 (51)	-	-	-	-
121	536479	POWERS Alison	USA	8	8 (54)	-	-	-	-
122	515534	DICHT Erika	SUI	6	-	-	6 (51)	-	-
122	505335	HULTDIN Malin	SWE	6	-	6 (51)	-	-	-
124	195912	DE LEYMARIE Florine	FRA	4	-	4 (55)	-	-	-
124	295462	MAJ Chiara	ITA	4	-	-	-	4 (59)	-
124	515766	SUTER Fabienne	SUI	4	-	-	4 (54)	-	-
124	295807	VIERIN Sonia	ITA	4	-	-	4 (54)	-	-
128	295800	TAGLIABUE Elena	ITA	3	-	-	-	3 (60)	-
129	195193	DUVILLARD Kristina	FRA	2	-	-	2 (58)	-	-
129	495107	GALINDO SANTOLARIA Ana	SPA	2	-	-	2 (58)	-	-
131	485217	ALIEVA Olesja	RUS	1	-	-	1 (61)	-	-
131	195291	PELLAT-FINET Caroline	FRA	1	-	-	1 (61)	-	-

LEGEND

GS Giant Slalom points SG Super-G points DH Downhill points WCSL Overall points SL Slalom points
K Combined points

07-12-2003 / Lake Louise (CAN) / 5362

Page 4/4

www.fis-ski.com

Generation Date: SUN 7 DEC 2003

Time: 11:34 Swatch Internet Time: @815

Document: 60B 1.0





AUDI FIS SKI WORLD CUP



AUDI FIS SKI WORLD CUP 1st LADIES SUPER-G SUPER-G FIS WORLD CUP STANDINGS

Number of Competitors: 30

7 DEC 2003 Lake Louise (CAN)

Rank	FIS Code	Name	Nation	1	WC-SG	Diff.
1	55069	GOETSCHL Renate	AUT	100	100	
2	55198	DORFMEISTER Michaela	AUT	80	80	- 20
3	205117	GERG Hilde	GER	60	60	- 40
4	536138	CLARK Kirsten L	USA	50	50	- 50
5	515170	STYGER Nadia	SUI	45	45	- 55
6	55339	LECHNER Martina	AUT	40	40	- 60
6	195837	MATTEL Magda	FRA	40	40	- 60
8	195374	MONTILLET Carole	FRA	32	32	- 68
9	205378	ERTL Martina	GER	29	29	- 71
10	55538	WIRTH Katja	AUT	26	26	- 74
11	225206	ALCOTT Chimene	GBR	24	24	- 76
12	206001	RIESCH Maria	GER	22	22	- 78
13	515166	PIEREN Tanja	SUI	20	20	- 80
14	55588	RUMPFHUBER Ingrid	AUT	18	18	- 82
15	536473	LALIVE Caroline	USA	16	16	- 84
16	515478	ALPIGER Ella	SUI	15	15	- 85
17	105997	BRYDON Emily	CAN	14	14	- 86
17	195671	JACQUEMOD Ingrid	FRA	14	14	- 86
19	425001	FLEMMEN Andrine	NOR	12	12	- 88
20	537545	MANCUSO Julia	USA	11	11	- 89
21	205119	HALTMAYR Petra	GER	10	10	- 90
21	195503	SUCHET Melanie	FRA	10	10	- 90
23	55539	BERGER Silvia	AUT	8	8	- 92
24	295533	RECCHIA Lucia	ITA	7	7	- 93
25	106056	SIMARD Genevieve	CAN	6	6	- 94
26	195920	GIVELET Anne-Laure	FRA	5	5	- 95
27	515409	BERTHOD Sylviane	SUI	4	4	- 96
28	55212	MEISSNITZER Alexandra	AUT	3	3	- 97
29	295449	KLEON Barbara	ITA	2	2	- 98
30	55596	WILHELM Kathrin	AUT	1	1	- 99

LEGEND

WC-SG World Cup points for Super-G Diff. Points Difference

07-12-2003 / Lake Louise (CAN) / 5362

Page 1/1

www.fis-ski.com

Generation Date: SUN 7 DEC 2003

Time: 11:34 Swatch Internet Time: @815

Document: 25A 1.0





AUDI FIS SKI WORLD CUP



AUDI FIS SKI WORLD CUP 1st LADIES SUPER-G OVERALL FIS WORLD CUP STANDINGS


Number of Competitors: 86

Rank	FIS Code	Name	Nation	Points	DH 2 races	SL 1 race	GS 2 races	SG 1 race	K
1	505483	PAERSON Anja	SWE	280	–	100 (1)	180 (1)	–	–
2	195374	MONTILLET Carole	FRA	259	200 (1)	–	27 (18)	32 (8)	–
3	205378	ERTL Martina	GER	211	5 (36)	45 (5)	132 (2)	29 (9)	–
4	55069	GOETSCHL Renate	AUT	196	80 (4)	–	16 (22)	100 (1)	–
5	205117	GERG Hilde	GER	185	125 (2)	–	–	60 (3)	–
6	55198	DORFMEISTER Michaela	AUT	182	93 (3)	–	9 (31)	80 (2)	–
7	55212	MEISSNITZER Alexandra	AUT	151	76 (6)	–	72 (6)	3 (28)	–
8	536138	CLARK Kirsten L	USA	138	78 (5)	–	10 (28)	50 (4)	–
9	515268	NEF Sonja	SUI	121	–	80 (2)	41 (13)	–	–
10	505187	OTTOSSON Anna	SWE	101	–	29 (9)	72 (6)	–	–
11	495065	RIENDA CONTRERAS M.	SPA	96	–	–	96 (3)	–	–
12	185140	POUTIAINEN Tanja	FIN	90	–	36 (7)	54 (11)	–	–
13	295445	KARBON Denise	ITA	84	–	–	84 (4)	–	–
14	206001	RIESCH Maria	GER	83	61 (8)	–	–	22 (12)	–
15	55690	HOSP Nicole	AUT	80	–	–	80 (5)	–	–
16	515170	STYGER Nadia	SUI	76	21 (21)	–	10 (28)	45 (5)	–
17	55588	RUMPFHUBER Ingrid	AUT	73	55 (10)	–	–	18 (14)	–
18	515348	BORGHI Catherine	SUI	72	72 (7)	–	–	–	–
19	105997	BRYDON Emily	CAN	70	56 (9)	–	–	14 (17)	–
20	295449	KLEON Barbara	ITA	68	51 (12)	–	15 (24)	2 (29)	–
21	515370	OESTER Marlies	SUI	66	–	11 (20)	55 (10)	–	–
22	55576	GOERGL Elisabeth	AUT	65	–	–	65 (8)	–	–
22	536481	SCHLEPER Sarah	USA	65	–	–	65 (8)	–	–
24	195837	MATTEL Magda	FRA	64	24 (19)	–	–	40 (6)	–
25	55590	SCHILD Marlies	AUT	60	–	60 (3)	–	–	–
26	515409	BERTHOD Sylviane	SUI	57	53 (11)	–	–	4 (27)	–
27	565243	MAZE Tina	SLO	52	–	–	52 (12)	–	–
28	195249	PEQUEGNOT Laure	FRA	50	–	50 (4)	–	–	–
29	225206	ALCOTT Chimene	GBR	48	18 (24)	–	6 (34)	24 (11)	–
30	295136	CECCARELLI Daniela	ITA	45	45 (13)	–	–	–	–
30	536473	LALIVE Caroline	USA	45	26 (16)	–	3 (36)	16 (15)	–
32	425001	FLEMMEN Andrine	NOR	41	–	–	29 (17)	12 (19)	–
32	55538	WIRTH Katja	AUT	41	15 (26)	–	–	26 (10)	–
34	55339	LECHNER Martina	AUT	40	–	–	–	40 (6)	–
34	295342	PUTZER Karen	ITA	40	–	–	40 (14)	–	–
34	155415	ZAHROBSKA Sarka	CZE	40	–	40 (6)	–	–	–





AUDI FIS SKI WORLD CUP



AUDI FIS SKI WORLD CUP 1st LADIES SUPER-G OVERALL FIS WORLD CUP STANDINGS

Number of Competitors: 86

Rank	FIS Code	Name	Nation	Points	DH 2 races	SL 1 race	GS 2 races	SG 1 race	K
37	536477	MENDES Jonna	USA	37	37 (14)	–	–	–	–
37	296259	MOELGG Manuela	ITA	37	–	–	37 (15)	–	–
39	195503	SUCHET Melanie	FRA	35	25 (18)	–	–	10 (21)	–
40	295435	GIUS Nicole	ITA	32	–	32 (8)	–	–	–
41	205820	HUBER Isabelle	GER	31	31 (15)	–	–	–	–
42	296008	MERIGHETTI Daniela	ITA	30	–	–	30 (16)	–	–
43	515573	AUFDENBLATTEN Fraenzi	SUI	28	14 (28)	–	14 (25)	–	–
43	55261	OBERMOSER Brigitte	AUT	28	21 (21)	–	7 (33)	–	–
45	195920	GIVELET Anne-Laure	FRA	27	22 (20)	–	–	5 (26)	–
46	295588	KOSTNER Isolde	ITA	26	26 (16)	–	–	–	–
46	535825	KOZNICK Kristina	USA	26	–	26 (10)	–	–	–
46	106056	SIMARD Genevieve	CAN	26	7 (33)	–	13 (27)	6 (25)	–
49	55539	BERGER Silvia	AUT	25	–	–	17 (21)	8 (23)	–
50	55302	EGGER Sabine	AUT	24	–	24 (11)	–	–	–
50	105741	FORSYTH Allison	CAN	24	–	–	24 (19)	–	–
52	195377	PASCAL Christel	FRA	23	–	–	23 (20)	–	–
53	515478	ALPIGER Ella	SUI	22	7 (33)	–	–	15 (16)	–
53	55691	SPONRING Christine	AUT	22	–	22 (12)	–	–	–
55	505610	BORSSSEN Therese	SWE	20	–	20 (13)	–	–	–
55	537544	KILDOW Lindsey C.	USA	20	20 (23)	–	–	–	–
55	515166	PIEREN Tanja	SUI	20	–	–	–	20 (13)	–
58	537545	MANCUSO Julia	USA	18	–	4 (27)	3 (36)	11 (20)	–
58	705287	ZUZULOVA Veronika	SVK	18	–	18 (14)	–	–	–
60	205115	GERG Annemarie	GER	16	–	16 (15)	–	–	–
60	55290	HEREGGER Selina	AUT	16	16 (25)	–	–	–	–
60	195671	JACQUEMOD Ingrid	FRA	16	2 (37)	–	–	14 (17)	–
60	195931	PELTIER Audrey	FRA	16	–	–	16 (22)	–	–
60	55596	WILHELM Kathrin	AUT	16	15 (26)	–	–	1 (30)	–
65	385027	FLEISS Nika	CRO	15	–	15 (16)	–	–	–
66	515092	GRUENENFELDER Corina	SUI	14	–	14 (17)	–	–	–
66	515095	KUMMER Lilian	SUI	14	–	–	14 (25)	–	–
66	105662	LEFRANCOIS Anne Marie	CAN	14	14 (28)	–	–	–	–
69	55759	KIRCHGASSER Michaela	AUT	13	–	13 (18)	–	–	–
70	425051	ROGNMO Trine-bakke	NOR	12	–	12 (19)	–	–	–
71	295738	BACHMANN Silke	ITA	10	–	–	10 (28)	–	–
71	205119	HALTMAYR Petra	GER	10	–	–	–	10 (21)	–





AUDI FIS SKI WORLD CUP



AUDI FIS SKI WORLD CUP 1st LADIES SUPER-G OVERALL FIS WORLD CUP STANDINGS

Number of Competitors: 86

Rank	FIS Code	Name	Nation	Points	DH 2 races	SL 1 race	GS 2 races	SG 1 race	K
71	537446	MCCARTY Bryna	USA	10	10 (30)	-	-	-	-
71	55359	TRUPPE Karin	AUT	10	-	10 (21)	-	-	-
75	425380	BREMSETH Lisa	NOR	9	-	9 (22)	-	-	-
75	296217	COLETTI Alexandra	ITA	9	9 (31)	-	-	-	-
77	505271	EKMAN Susanne	SWE	8	-	8 (23)	-	-	-
77	505260	HARGIN Janette	SWE	8	8 (32)	-	-	-	-
77	106022	JANYK Britt	CAN	8	-	-	8 (32)	-	-
80	205392	HAEUSL Regina	GER	7	7 (33)	-	-	-	-
80	295533	RECCHIA Lucia	ITA	7	-	-	-	7 (24)	-
80	155047	ZAKOURILOVA Petra	CZE	7	-	7 (24)	-	-	-
83	195215	VIDAL Vanessa	FRA	6	-	6 (25)	-	-	-
84	385032	JELUSIC Ana	CRO	5	-	5 (26)	-	-	-
84	195927	LAZIER Laurence	FRA	5	-	-	5 (35)	-	-
86	536479	POWERS Alison	USA	2	2 (37)	-	-	-	-

LEGEND

GS Giant Slalom points SG Super-G points DH Downhill points Points Overall points SL Slalom points
K Combined points

07-12-2003 / Lake Louise (CAN) / 5362

Page 3/3

www.fis-ski.com

Generation Date: SUN 7 DEC 2003

Time: 11:34 Swatch Internet Time: @815

Document: 25B 1.0





AUDI FIS SKI WORLD CUP



AUDI FIS SKI WORLD CUP 1st LADIES SUPER-G WOMEN FIS NATION CUP


Number of Nations: 16

Place	Nation	Points	Diff.	DH	SL	GS	SG	K
1	AUT Austria	1042		371	129	266	276	-
2	GER Germany	543	- 499	229	61	132	121	-
3	FRA France	501	- 541	273	56	71	101	-
4	SUI Switzerland	490	- 552	167	105	134	84	-
5	SWE Sweden	417	- 625	8	157	252	-	-
6	ITA Italy	388	- 654	131	32	216	9	-
7	USA United States of America	361	- 681	173	30	81	77	-
8	CAN Canada	142	- 900	77	-	45	20	-
9	SPA Spain	96	- 946	-	-	96	-	-
10	FIN Finland	90	- 952	-	36	54	-	-
11	NOR Norway	62	- 980	-	21	29	12	-
12	SLO Slovenia	52	- 990	-	-	52	-	-
13	GBR Great Britain	48	- 994	18	-	6	24	-
14	CZE Czech Republic	47	- 995	-	47	-	-	-
15	CRO Croatia	20	- 1022	-	20	-	-	-
16	SVK Slovakia	18	- 1024	-	18	-	-	-





AUDI FIS SKI WORLD CUP



AUDI FIS SKI WORLD CUP 1st LADIES SUPER-G FIS OVERALL NATION CUP


Number of Nations: 19

Place	Nation	Overall			DH Points			SL Points			GS Points			SG Points			K Points		
		M+W	M	W	M+W	M	W	M+W	M	W	M+W	M	W	M+W	M	W	M+W	M	W
1	AUT	3135	2093	1042	1422	1051	371	344	215	129	736	470	266	633	357	276	-	-	-
2	FRA	968	467	501	437	164	273	124	68	56	306	235	71	101	-	101	-	-	-
3	SUI	876	386	490	380	213	167	148	43	105	233	99	134	115	31	84	-	-	-
4	USA	843	482	361	352	179	173	73	43	30	301	220	81	117	40	77	-	-	-
5	ITA	774	386	388	227	96	131	127	95	32	373	157	216	47	38	9	-	-	-
6	SWE	620	203	417	72	64	8	209	52	157	304	52	252	35	35	-	-	-	-
7	GER	572	29	543	258	29	229	61	-	61	132	-	132	121	-	121	-	-	-
8	NOR	534	472	62	241	241	-	79	58	21	95	66	29	119	107	12	-	-	-
9	CAN	292	150	142	158	81	77	-	-	-	48	3	45	86	66	20	-	-	-
10	FIN	270	180	90	-	-	-	136	100	36	134	80	54	-	-	-	-	-	-
11	SLO	105	53	52	27	27	-	15	15	-	63	11	52	-	-	-	-	-	-
12	SPA	96	-	96	-	-	-	-	-	-	96	-	96	-	-	-	-	-	-
13	LIE	65	65	-	36	36	-	-	-	-	-	-	-	29	29	-	-	-	-
14	CRO	65	45	20	-	-	-	20	-	20	31	31	-	14	14	-	-	-	-
15	GBR	48	-	48	18	-	18	-	-	-	6	-	6	24	-	24	-	-	-
16	CZE	47	-	47	-	-	-	47	-	47	-	-	-	-	-	-	-	-	-
17	JPN	22	22	-	-	-	-	22	22	-	-	-	-	-	-	-	-	-	-
18	SVK	18	-	18	-	-	-	18	-	18	-	-	-	-	-	-	-	-	-
19	AUS	7	7	-	3	3	-	-	-	-	-	-	-	4	4	-	-	-	-





AUDI FIS SKI WORLD CUP



AUDI FIS SKI WORLD CUP

AFTER 1st LADIES SUPER-G

MANUFACTURERS STANDINGS WOMEN presented by "DIE PRESSE"

Number of Manufacturers: 8

Place	Manufacturer	Points	Diff.	DH	SL	GS	SG	K
1	SALOMON	695		160	150	240	145	-
2	ROSSIGNOL	540	- 155	200	45	295	-	-
3	VÖLKL	470	- 225	165	80	165	60	-
4	BLIZZARD	200	- 495	80	-	-	120	-
5	DYNASTAR	175	- 520	85	-	50	40	-
6	FISCHER	150	- 545	100	-	-	50	-
7	ATOMIC	60	- 635	-	60	-	-	-
8	HEAD	40	- 655	-	40	-	-	-





AUDI FIS SKI WORLD CUP



AUDI FIS SKI WORLD CUP

AFTER 1st LADIES SUPER-G

MANUFACTURERS STANDINGS OVERALL presented by "DIE PRESSE"

Number of Manufacturers: 9

Place	Manufacturer	Overall			DH Points			SL Points			GS Points			SG Points			K Points		
		M+W	M	W	M+W	M	W	M+W	M	W	M+W	M	W	M+W	M	W	M+W	M	W
1	ATOMIC	1830	1770	60	1020	1020	-	160	100	60	320	320	-	330	330	-	-	-	-
2	SALOMON	865	170	695	160	-	160	150	-	150	410	170	240	145	-	145	-	-	-
3	ROSSIGNOL	740	200	540	200	-	200	45	-	45	495	200	295	-	-	-	-	-	-
4	VÖLKL	575	105	470	165	-	165	185	105	80	165	-	165	60	-	60	-	-	-
5	DYNASTAR	360	185	175	165	80	85	-	-	-	110	60	50	85	45	40	-	-	-
6	FISCHER	230	80	150	100	-	100	80	80	-	-	-	-	50	-	50	-	-	-
7	BLIZZARD	200	-	200	80	-	80	-	-	-	-	-	-	120	-	120	-	-	-
8	HEAD	125	85	40	45	45	-	80	40	40	-	-	-	-	-	-	-	-	-
9	NORDICA	50	50	-	-	-	-	50	50	-	-	-	-	-	-	-	-	-	-

