



**AUDI FIS SKI WORLD CUP 2004/05**  
2nd LADIES DOWNHILL  
**ALPHABETICAL LIST OF COMPETITORS**



Number of Competitors: 64

Nation	FIS Code	Name	FIS Points (December 2004 List)			
			DH	SL	GS	SG
<b>AUT</b>	55383	<b>BLASER Karin</b>	7.48 (34)	50.29 (522)	17.40 (96)	12.99 (49)
	55198	<b>DORFMEISTER Michaela</b>	3.39 (5)	56.22 (631)	4.42 (10)	1.12 (3)
	55576	<b>GOERGL Elisabeth</b>	32.19 (102)	3.91 (8)	3.85 (5)	12.63 (47)
	55069	<b>GOETSCHL Renate</b>	0.00 (1)	27.33 (155)	4.76 (14)	0.00 (1)
	55290	<b>HEREGGER Selina</b>	15.72 (58)	58.04 (667)	15.61 (82)	9.04 (37)
	55339	<b>LECHNER Martina</b>	32.74 (105)	83.17 (1130)	15.51 (80)	5.13 (20)
	55212	<b>MEISSNITZER Alexandra</b>	4.45 (10)	102.78 (1573)	4.47 (12)	2.96 (7)
	55261	<b>OBERMOSER Brigitte</b>	5.19 (16)	95.08 (1383)	14.58 (72)	4.02 (11)
	55622	<b>VIERTHALER Astrid</b>	7.88 (38)	33.75 (249)	31.97 (284)	14.16 (53)
55596	<b>WILHELM Kathrin</b>	7.61 (35)	102.37 (1561)	12.83 (58)	6.00 (31)	
55538	<b>WIRTH Katja</b>	10.85 (44)	66.35 (814)	17.90 (101)	4.58 (15)	
<b>CAN</b>	105997	<b>BRYDON Emily</b>	4.78 (12)	26.22 (146)	13.67 (62)	5.43 (22)
	105662	<b>LEFRANCOIS Anne Marie</b>	14.01 (50)	77.98 (1024)	46.72 (528)	21.10 (92)
	106319	<b>RISLER Christina</b>	26.84 (92)	99.76 (1492)	33.11 (305)	32.71 (166)
	106056	<b>SIMARD Genevieve</b>	11.55 (46)	64.89 (800)	8.20 (34)	4.29 (13)
	105546	<b>TURGEON Melanie</b>	4.78 (12)	66.77 (820)	85.11 (1258)	5.43 (22)
	106402	<b>VANDERBEEK Kelly</b>	11.46 (45)	38.23 (325)	18.90 (111)	7.35 (35)
<b>CRO</b>	385022	<b>KOSTELIC Janica</b>	5.61 (21)	3.10 (4)	3.79 (4)	4.58 (15)
<b>CZE</b>	155336	<b>MARTINOVOVA Gabriela</b>	39.10 (129)	140.08 (2168)	106.81 (1721)	41.56 (233)
<b>FRA</b>	195311	<b>DUVILLARD Julie</b>	17.86 (68)	89.81 (1272)	17.45 (98)	16.12 (64)
	195920	<b>GIVELET Anne-Laure</b>	14.02 (52)	114.58 (1759)	24.90 (183)	19.11 (84)
	195671	<b>JACQUEMOD Ingrid</b>	5.46 (20)	166.96 (2506)	9.00 (39)	5.19 (21)
	195837	<b>MATTEL Magda</b>	10.09 (43)	258.33 (3083)	27.45 (206)	9.44 (40)
	195868	<b>MEILLEUR Karine</b>	16.40 (63)	229.06 (2973)	28.31 (220)	19.07 (83)
	195374	<b>MONTILLET-CARLES Carole</b>	1.84 (3)	231.64 (2987)	14.02 (64)	0.96 (2)
195983	<b>ROLLAND Marion</b>	16.64 (65)	120.76 (1867)	29.41 (243)	13.40 (52)	
<b>GBR</b>	225206	<b>ALCOTT Chemmy</b>	5.99 (30)	19.16 (94)	21.89 (153)	14.83 (58)
<b>GER</b>	205117	<b>GERG Hilde</b>	1.31 (2)	61.92 (748)	18.51 (105)	1.14 (4)
	205392	<b>HAEUSL Regina</b>	6.00 (31)	201.76 (2801)	91.45 (1390)	14.39 (56)
	205119	<b>HALTMAYR Petra</b>	5.69 (24)	79.32 (1049)	21.98 (154)	5.46 (24)



**AUDI FIS SKI WORLD CUP 2004/05**  
2nd LADIES DOWNHILL  
**ALPHABETICAL LIST OF COMPETITORS**



Number of Competitors: 64

Nation	FIS Code	Name	FIS Points (December 2004 List)			
			DH	SL	GS	SG
<b>GER</b>	205872	<b>HILD Ellen</b>	25.16 (86)	61.11 (733)	47.65 (548)	21.52 (96)
	205820	<b>HUBER Isabelle</b>	5.42 (19)	100.26 (1510)	48.12 (553)	9.86 (42)
	205843	<b>STEMMER Stefanie</b>	27.65 (95)	71.38 (903)	87.51 (1310)	17.92 (79)
<b>ITA</b>	295136	<b>CECCARELLI Daniela</b>	4.94 (14)	117.75 (1810)	28.69 (224)	5.58 (25)
	296217	<b>COLETTI Alexandra</b>	9.52 (41)	86.50 (1197)	24.47 (180)	9.54 (41)
	296729	<b>FANCHINI Nadia</b>	17.27 (66)	23.54 (125)	14.67 (74)	6.20 (33)
	296242	<b>GRUENER Angelika</b>	34.11 (113)	20.90 (100)	14.73 (75)	23.52 (105)
	295449	<b>KLEON Barbara</b>	5.90 (26)	146.76 (2270)	13.44 (60)	14.18 (54)
	295588	<b>KOSTNER Isolde</b>	3.25 (4)	–	21.00 (142)	5.59 (26)
	295533	<b>RECCHIA Lucia</b>	19.68 (69)	129.25 (2001)	11.90 (50)	5.03 (19)
<b>NOR</b>	425001	<b>FLEMMEN Andrine</b>	14.93 (55)	18.83 (91)	5.24 (17)	12.82 (48)
<b>RUS</b>	485314	<b>POPKOVA Anastasia</b>	49.67 (168)	–	41.23 (447)	35.80 (195)
<b>SLO</b>	565278	<b>RABIC Urska</b>	26.04 (87)	35.34 (272)	31.87 (282)	18.55 (81)
	565037	<b>SUHADOLC Mojca</b>	21.79 (77)	308.39 (3173)	20.87 (136)	16.47 (68)
<b>SUI</b>	515478	<b>ALPIGER Ella</b>	15.06 (56)	132.07 (2043)	23.77 (172)	16.79 (69)
	515573	<b>AUFDENBLATTEN Fraenzi</b>	4.70 (11)	25.65 (140)	5.46 (19)	5.78 (27)
	515409	<b>BERTHOD Sylviane</b>	3.72 (6)	219.34 (2913)	30.33 (259)	17.75 (77)
	515348	<b>BORGHI Catherine</b>	5.28 (17)	100.73 (1527)	39.93 (431)	13.03 (51)
	515429	<b>DUMERMUTH Monika</b>	6.00 (31)	177.06 (2610)	22.60 (165)	16.87 (70)
	515166	<b>PIEREN Tanja</b>	28.36 (96)	158.07 (2410)	24.39 (177)	15.34 (60)
	515560	<b>SCHILD Martina</b>	5.93 (27)	165.52 (2490)	28.13 (215)	9.33 (39)
	515170	<b>STYGER Nadia</b>	4.19 (8)	137.68 (2134)	5.66 (25)	2.59 (6)
<b>SWE</b>	505260	<b>HARGIN Janette</b>	13.65 (49)	14.22 (62)	17.05 (94)	15.70 (62)
	505632	<b>LINDELL-VIKARBY Jessica</b>	13.50 (47)	37.13 (305)	18.59 (107)	20.34 (90)
	505483	<b>PAERSON Anja</b>	20.65 (72)	0.00 (1)	0.00 (1)	4.78 (17)
<b>USA</b>	536138	<b>CLARK Kirsten L</b>	4.42 (9)	128.37 (1986)	5.82 (27)	4.82 (18)
	537582	<b>COOK Stacey j</b>	14.01 (50)	54.33 (597)	24.45 (179)	21.06 (91)
	537544	<b>KILDOW Lindsey C.</b>	5.11 (15)	12.19 (49)	14.43 (70)	5.99 (29)
	536473	<b>LALIVE Caroline</b>	5.61 (21)	64.63 (796)	13.65 (61)	4.27 (12)
	536884	<b>LUDLOW Libby</b>	15.31 (57)	173.73 (2572)	14.37 (69)	5.81 (28)
	537545	<b>MANCUSO Julia</b>	14.26 (53)	9.92 (44)	11.34 (47)	7.02 (34)
	537446	<b>MCCARTY Bryna</b>	5.64 (23)	98.13 (1465)	46.19 (520)	12.24 (46)
	536477	<b>MENDES Jonna</b>	5.76 (25)	122.81 (1909)	20.97 (137)	16.87 (70)
	537626	<b>RICHARDSON Kaylin L</b>	57.02 (197)	13.54 (56)	10.71 (45)	16.14 (65)

<b>LEGEND</b>	<b>DH</b> Downhill	<b>SL</b> Slalom	<b>GS</b> Giant Slalom	<b>SG</b> Super-G
---------------	--------------------	------------------	------------------------	-------------------

04-12-2004 / Lake Louise (CAN) / 5371

Page 2/2

Data Processing by SWATCH

www.fis-ski.com

SWATCH Timing

Generation Date: FRI 3 DEC 2004

Time: 17:02 Swatch Internet Time: @ 43

Document: 32E 1.0

**AUDI FIS SKI WORLD CUP 2004/05**

2nd LADIES DOWNHILL

**DRAW LIST BY POINTS****Number of Competitors: 64**

No.	FIS Code	Name	Nation	WCSL-DH	WCSL-O	FIS-DH
1	55069	GOETSCHL Renate	AUT	649 (1)	1301 (2)	0.00 (1)
2	205117	GERG Hilde	GER	545 (2)	955 (6)	1.31 (2)
3	195374	MONTILLET-CARLES Carole	FRA	517 (3)	968 (5)	1.84 (3)
4	55198	DORFMEISTER Michaela	AUT	347 (4)	971 (4)	3.39 (5)
5	295588	KOSTNER Isolde	ITA	341 (5)	439 (15)	3.25 (4)
6	515409	BERTHOD Sylviane	SUI	303 (6)	320 (28)	3.72 (6)
7	537544	KILDOW Lindsey C.	USA	240 (8)	337 (24)	5.11 (14)
8	515170	STYGER Nadia	SUI	224 (9)	604 (11)	4.19 (7)
9	536138	CLARK Kirsten L	USA	214 (10)	435 (17)	4.42 (8)
10	515573	AUFDENBLATTEN Fraenzi	SUI	204 (11)	397 (19)	4.70 (10)
11	55212	MEISSNITZER Alexandra	AUT	200 (12)	677 (10)	4.45 (9)
12	105546	TURGEON Melanie	CAN	172 (13)	272 (31)	4.78 (11)
13	105997	BRYDON Emily	CAN	171 (14)	283 (30)	4.78 (12)
14	295136	CECCARELLI Daniela	ITA	161 (15)	258 (35)	4.94 (13)
15	55261	OBERMOSER Brigitte	AUT	157 (16)	392 (20)	5.19 (15)
16	+400 385022	KOSTELIC Janica	CRO	115 (22)	1016 (3)	5.61 (19)
17	515348	BORGHI Catherine	SUI	134 (17)	164 (51)	5.28 (16)
18	205119	HALTMAYR Petra	GER	128 (18)	226 (39)	5.69 (22)
19	195671	JACQUEMOD Ingrid	FRA	126 (19)	252 (37)	5.46 (18)
20	536473	LALIVE Caroline	USA	124 (20)	333 (25)	5.61 (20)
21	205820	HUBER Isabelle	GER	112 (23)	139 (57)	5.42 (17)
22	537446	MCCARTY Bryna	USA	106 (24)	106 (65)	5.64 (21)
23	536477	MENDES Jonna	USA	94 (25)	100 (66)	5.76 (23)
24	295449	KLEON Barbara	ITA	78 (26)	136 (58)	5.90 (24)
25	55596	WILHELM Kathrin	AUT	67 (27)	76 (72)	7.61 (30)
26	515560	SCHILD Martina	SUI	66 (28)	89 (68)	5.93 (25)
27	225206	ALCOTT Chemmy	GBR	60 (31)	126 (61)	5.99 (26)
28	55538	WIRTH Katja	AUT	60 (31)	223 (40)	10.85 (34)
29	205392	HAEUSL Regina	GER	38 (35)	54 (79)	6.00 (27)
30	105662	LEFRANCOIS Anne Marie	CAN	36 (36)	40 (90)	14.01 (39)
31	+400 505483	PAERSON Anja	SWE	30 (38)	1523 (1)	20.65 (52)
32	+400 55576	GOERGL Elisabeth	AUT	-	578 (12)	32.19 (59)
33	515429	DUMERMUTH Monika	SUI	21 (44)	25 (100)	6.00 (28)
34	55383	BLASER Karin	AUT	7 (55)	7 (119)	7.48 (29)
35	55622	VIERTHALER Astrid	AUT	3 (59)	3 (129)	7.88 (31)
36	296217	COLETTI Alexandra	ITA	8 (54)	25 (100)	9.52 (32)

**AUDI FIS SKI WORLD CUP 2004/05**

2nd LADIES DOWNHILL

**DRAW LIST BY POINTS**

Number of Competitors: 64

No.	FIS Code	Name	Nation	WCSL-DH	WCSL-O	FIS-DH
37	195837	MATTEL Magda	FRA	22 (42)	74 (73)	10.09 (33)
38	106402	VANDERBEEK Kelly	CAN	30 (38)	30 (96)	11.46 (35)
39	106056	SIMARD Genevieve	CAN	22 (42)	271 (32)	11.55 (36)
40	505632	LINDELL-VIKARBY Jessica	SWE	30 (38)	69 (75)	13.50 (37)
41	505260	HARGIN Janette	SWE	21 (44)	58 (78)	13.65 (38)
42	537582	COOK Stacey j	USA	-	-	14.01 (40)
43	195920	GIVELET Anne-Laure	FRA	21 (44)	38 (91)	14.02 (41)
44	537545	MANCUSO Julia	USA	31 (37)	210 (42)	14.26 (42)
45	425001	FLEMMEN Andrine	NOR	19 (48)	182 (47)	14.93 (43)
46	515478	ALPIGER Eila	SUI	9 (53)	32 (95)	15.06 (44)
47	536884	LUDLOW Libby	USA	24 (41)	107 (64)	15.31 (45)
48	55290	HEREGGER Selina	AUT	14 (50)	14 (111)	15.72 (46)
49	195868	MEILLEUR Karine	FRA	12 (52)	19 (107)	16.40 (47)
50	195983	ROLLAND Marion	FRA	-	-	16.64 (48)
51	296729	FANCHINI Nadia	ITA	-	10 (117)	17.27 (49)
52	195311	DUVILLARD Julie	FRA	4 (58)	12 (115)	17.86 (50)
53	295533	RECCHIA Lucia	ITA	21 (44)	148 (55)	19.68 (51)
54	565037	SUHADOLC Mojca	SLO	2 (61)	27 (97)	21.79 (53)
55	205872	HILD Ellen	GER	3 (59)	3 (129)	25.16 (54)
56	565278	RABIC Urska	SLO	-	-	26.04 (55)
57	106319	RISLER Christina	CAN	-	-	26.84 (56)
58	205843	STEMMER Stefanie	GER	-	-	27.65 (57)
59	515166	PIEREN Tanja	SUI	-	27 (97)	28.36 (58)
60	55339	LECHNER Martina	AUT	-	120 (63)	32.74 (60)
61	296242	GRUENER Angelika	ITA	-	-	34.11 (61)
62	155336	MARTINOVOVA Gabriela	CZE	-	-	39.10 (62)
63	485314	POPKOVA Anastasia	RUS	-	-	49.67 (63)
64	537626	RICHARDSON Kaylin L	USA	-	-	57.02 (64)

**LEGEND****+400** More than 400 points on WCSL-O after 15th place or after 30th place**WCSL-DH** World Cup Start List points for Downhill**FIS-DH** FIS points for Downhill**WCSL-O** Overall WCSL points**No.**

Control Number

04-12-2004 / Lake Louise (CAN) / 5371

Page 2/2

Data Processing by SWATCH

www.fis-ski.com

SWATCH Timing

Generation Date: FRI 3 DEC 2004

Time: 17:02 Swatch Internet Time: @ 43

Document: 45A 1.0

**AUDI FIS SKI WORLD CUP 2004/05**

2nd LADIES DOWNHILL

**START LIST****Jury**

<b>TD FIS</b>	P. VAN SLYKE	USA
<b>Referee</b>	K. HOCH	FIS
<b>Assistant Referee</b>	J. TISCHHAUSER	FIS
<b>Chief of Race</b>	B. LYNAM	CAN

**Technical Data**

<b>Course Name</b>	Men's Olympic Downhill
<b>Start Altitude</b>	2363 m
<b>Finish Altitude</b>	1663 m
<b>Vertical Drop</b>	700 m
<b>Course Length</b>	2580 m
<b>Homologation Number</b>	5889/399/00

**Race Information**

<b>Course Setter</b>	J. TISCHHAUSER	FIS
<b>Number of Gates</b>	34	
<b>Start Time</b>	12:30	
<b>Forerunners</b>	A - D. ANDERSON	CAN
	B - J. CROMPTON	CAN
	C - T. DAWSON	CAN

D - B. HANEY	CAN
E - C. STUART	CAN
F - B. LEMAN	CAN

**Number of Competitors: 64**

Bib	FIS Code	Name	Year of Birth	Nation	Time	Ski
1	105662	LEFRANCOIS Anne Marie	1977	CAN		VÖLKL
2	205392	HAEUSL Regina	1973	GER		VÖLKL
3	55538	WIRTH Katja	1980	AUT		BLIZZARD
4	225206	ALCOTT Chemmy	1982	GBR		FISCHER
5	515560	SCHILD Martina	1981	SUI		VÖLKL
6	55596	WILHELM Kathrin	1981	AUT		ROSSIGNOL
7	295449	KLEON Barbara	1980	ITA		DYNASTAR
8	536477	MENDES Jonna	1979	USA		FISCHER
9	537446	MCCARTY Bryna	1983	USA		DYNASTAR
10	205820	HUBER Isabelle	1981	GER		ROSSIGNOL
11	536473	LALIVE Caroline	1979	USA		HEAD
12	195671	JACQUEMOD Ingrid	1978	FRA		SALOMON
13	205119	HALTMAYR Petra	1975	GER		FISCHER
14	515348	BORGHI Catherine	1976	SUI		ROSSIGNOL
15	385022	KOSTELIC Janica	1982	CRO		SALOMON
16	55261	OBERMOSER Brigitte	1976	AUT		BLIZZARD
17	295136	CECCARELLI Daniela	1975	ITA		DYNASTAR
18	105997	BRYDON Emily	1980	CAN		SALOMON
19	105546	TURGEON Melanie	1976	CAN		SALOMON
20	55212	MEISSNITZER Alexandra	1973	AUT		VÖLKL
21	515573	AUFDENBLATTEN Fraenzi	1981	SUI		SALOMON

**AUDI FIS SKI WORLD CUP 2004/05**

2nd LADIES DOWNHILL

**START LIST**

Number of Competitors: 64

Bib	FIS Code	Name	Year of Birth	Nation	Time	Ski
22	536138	CLARK Kirsten L	1977	USA		FISCHER
23	515170	STYGER Nadia	1978	SUI		SALOMON
24	537544	KILDOW Lindsey C.	1984	USA		ROSSIGNOL
25	515409	BERTHOD Sylviane	1977	SUI		DYNASTAR
26	295588	KOSTNER Isolde	1975	ITA		FISCHER
27	55198	DORFMEISTER Michaela	1973	AUT		ATOMIC
28	195374	MONTILLET-CARLES Carole	1973	FRA		ROSSIGNOL
29	205117	GERG Hilde	1975	GER		VÖLKL
30	55069	GOETSCHL Renate	1975	AUT		SALOMON
31	505483	PAERSON Anja	1981	SWE		SALOMON
32	55576	GOERGL Elisabeth	1981	AUT		BLIZZARD
33	515429	DUMERMUTH Monika	1977	SUI		VÖLKL
34	55383	BLASER Karin	1979	AUT		ROSSIGNOL
35	55622	VIERTHALER Astrid	1982	AUT		VÖLKL
36	296217	COLETTI Alexandra	1983	ITA		ROSSIGNOL
37	195837	MATTEL Magda	1980	FRA		DYNASTAR
38	106402	VANDERBEEK Kelly	1983	CAN		VÖLKL
39	106056	SIMARD Genevieve	1980	CAN		ROSSIGNOL
40	505632	LINDELL-VIKARBY Jessica	1984	SWE		ROSSIGNOL
41	505260	HARGIN Janette	1977	SWE		ROSSIGNOL
42	537582	COOK Stacey j	1984	USA		ROSSIGNOL
43	195920	GIVELET Anne-Laure	1981	FRA		DYNASTAR
44	537545	MANCUSO Julia	1984	USA		ROSSIGNOL
45	425001	FLEMMEN Andrine	1974	NOR		VÖLKL
46	515478	ALPIGER Ella	1979	SUI		HEAD
47	536884	LUDLOW Libby	1981	USA		FISCHER
48	55290	HEREGGER Selina	1977	AUT		BLIZZARD
49	195868	MEILLEUR Karine	1980	FRA		ROSSIGNOL
50	195983	ROLLAND Marion	1982	FRA		ROSSIGNOL
51	296729	FANCHINI Nadia	1986	ITA		DYNASTAR
52	195311	DUVILLARD Julie	1978	FRA		DYNASTAR
53	295533	RECCHIA Lucia	1980	ITA		VÖLKL
54	565037	SUHADOLC Mojca	1975	SLO		VÖLKL
55	205872	HILD Ellen	1982	GER		HEAD
56	565278	RABIC Urska	1985	SLO		ROSSIGNOL
57	106319	RISLER Christina	1983	CAN		DYNASTAR
58	205843	STEMMER Stefanie	1981	GER		ROSSIGNOL
59	515166	PIEREN Tanja	1978	SUI		ROSSIGNOL
60	55339	LECHNER Martina	1978	AUT		BLIZZARD
61	296242	GRUENER Angelika	1983	ITA		FISCHER
62	155336	MARTINOVOVA Gabriela	1981	CZE		HEAD
63	485314	POPKOVA Anastasia	1982	RUS		FISCHER
64	537626	RICHARDSON Kaylin L	1984	USA		VÖLKL



# AUDI FIS SKI WORLD CUP 2004/05

2nd LADIES DOWNHILL

## OFFICIAL RESULTS



### Jury

<b>TD FIS</b>	P. VAN SLYKE	USA
<b>Referee</b>	K. HOCH	FIS
<b>Assistant Referee</b>	J. TISCHHAUSER	FIS
<b>Chief of Race</b>	B. LYNAM	CAN

### Technical Data

<b>Course Name</b>	Men's Olympic Downhill
<b>Start Altitude</b>	2363 m
<b>Finish Altitude</b>	1663 m
<b>Vertical Drop</b>	700 m
<b>Course Length</b>	2580 m
<b>Homologation Number</b>	5889/399/00

### Race Information

<b>Course Setter</b>	J. TISCHHAUSER	FIS
<b>Number of Gates</b>	34	
<b>Start Time</b>	12:30	

<b>Forerunners</b>	A - D. ANDERSON	CAN	D - B. HANEY	CAN
	B - J. CROMPTON	CAN	E - C. STUART	CAN
	C - T. DAWSON	CAN	F - B. LEMAN	CAN

Weather: Snow Snow: Hard Temperature – Start: -6 °C Finish: -2 °C F-factor: 1320

### Number of Competitors: 64

Rank	Bib	FIS Code	Name	Year of Birth	Nation	Time	Diff.	Race Points	Ski
1	29	205117	GERG Hilde	1975	GER	1:36.01		0.00	VÖLKL
2	30	55069	GOETSCHL Renate	1975	AUT	1:36.16	0.15	2.06	SALOMON
3	28	195374	MONTILLET-CARLES Carole	1973	FRA	1:36.20	0.19	2.61	ROSSIGNOL
4	16	55261	OBERMOSER Brigitte	1976	AUT	1:36.25	0.24	3.30	BLIZZARD
5	24	537544	KILDOW Lindsey C.	1984	USA	1:36.27	0.26	3.57	ROSSIGNOL
6	26	295588	KOSTNER Isolde	1975	ITA	1:36.76	0.75	10.31	FISCHER
7	13	205119	HALTMAYR Petra	1975	GER	1:36.93	0.92	12.65	FISCHER
8	27	55198	DORFMEISTER Michaela	1973	AUT	1:37.02	1.01	13.89	ATOMIC
9	11	536473	LALIVE Caroline	1979	USA	1:37.06	1.05	14.44	HEAD
10	15	385022	KOSTELIC Janica	1982	CRO	1:37.15	1.14	15.67	SALOMON
11	3	55538	WIRTH Katja	1980	AUT	1:37.34	1.33	18.29	BLIZZARD
12	25	515409	BERTHOD Sylviane	1977	SUI	1:37.35	1.34	18.42	DYNASTAR
13	9	537446	MCCARTY Bryna	1983	USA	1:37.37	1.36	18.70	DYNASTAR
14	41	505260	HARGIN Janette	1977	SWE	1:37.41	1.40	19.25	ROSSIGNOL
15	12	195671	JACQUEMOD Ingrid	1978	FRA	1:37.45	1.44	19.80	SALOMON
16	19	105546	TURGEON Melanie	1976	CAN	1:37.50	1.49	20.49	SALOMON
17	31	505483	PAERSON Anja	1981	SWE	1:37.66	1.65	22.69	SALOMON

#783 \_\_\_\_\_



# AUDI FIS SKI WORLD CUP 2004/05

## 2nd LADIES DOWNHILL OFFICIAL RESULTS



Number of Competitors: 64

Rank	Bib	FIS Code	Name	Year of Birth	Nation	Time	Diff.	Race Points	Ski
18	18	105997	BRYDON Emily	1980	CAN	1:37.74	1.73	23.79	SALOMON
19	38	106402	VANDERBEEK Kelly	1983	CAN	1:37.92	1.91	26.26	VÖLKL
20	22	536138	CLARK Kirsten L	1977	USA	1:38.06	2.05	28.18	FISCHER
21	17	295136	CECCARELLI Daniela	1975	ITA	1:38.11	2.10	28.87	DYNASTAR
22	40	505632	LINDELL-VIKARBY Jessica	1984	SWE	1:38.14	2.13	29.28	ROSSIGNOL
22	7	295449	KLEON Barbara	1980	ITA	1:38.14	2.13	29.28	DYNASTAR
24	1	105662	LEFRANCOIS Anne Marie	1977	CAN	1:38.17	2.16	29.70	VÖLKL
25	33	515429	DUMERMUTH Monika	1977	SUI	1:38.21	2.20	30.25	VÖLKL
26	14	515348	BORGHI Catherine	1976	SUI	1:38.23	2.22	30.52	ROSSIGNOL
27	48	55290	HEREGGER Selina	1977	AUT	1:38.29	2.28	31.35	BLIZZARD
28	32	55576	GOERGL Elisabeth	1981	AUT	1:38.35	2.34	32.17	BLIZZARD
29	8	536477	MENDES Jonna	1979	USA	1:38.39	2.38	32.72	FISCHER
29	4	225206	ALCOTT Chemmy	1982	GBR	1:38.39	2.38	32.72	FISCHER
31	42	537582	COOK Stacey j	1984	USA	1:38.47	2.46	33.82	ROSSIGNOL
32	44	537545	MANCUSO Julia	1984	USA	1:38.48	2.47	33.96	ROSSIGNOL
33	10	205820	HUBER Isabelle	1981	GER	1:38.60	2.59	35.61	ROSSIGNOL
34	46	515478	ALPIGER Ella	1979	SUI	1:38.66	2.65	36.43	HEAD
35	35	55622	VIERTHALER Astrid	1982	AUT	1:38.70	2.69	36.98	VÖLKL
36	56	565278	RABIC Urska	1985	SLO	1:38.72	2.71	37.26	ROSSIGNOL
36	39	106056	SIMARD Genevieve	1980	CAN	1:38.72	2.71	37.26	ROSSIGNOL
36	21	515573	AUFDENBLATTEN Fraenzi	1981	SUI	1:38.72	2.71	37.26	SALOMON
39	23	515170	STYGER Nadia	1978	SUI	1:38.74	2.73	37.53	SALOMON
40	37	195837	MATTEL Magda	1980	FRA	1:38.86	2.85	39.18	DYNASTAR
41	61	296242	GRUENER Angelika	1983	ITA	1:38.91	2.90	39.87	FISCHER
42	34	55383	BLASER Karin	1979	AUT	1:38.92	2.91	40.01	ROSSIGNOL
43	2	205392	HAEUSSL Regina	1973	GER	1:38.95	2.94	40.42	VÖLKL
44	50	195983	ROLLAND Marion	1982	FRA	1:39.10	3.09	42.48	ROSSIGNOL
45	6	55596	WILHELM Kathrin	1981	AUT	1:39.15	3.14	43.17	ROSSIGNOL
46	49	195868	MEILLEUR Karine	1980	FRA	1:39.22	3.21	44.13	ROSSIGNOL
47	54	565037	SUHADOLC Mojca	1975	SLO	1:39.30	3.29	45.23	VÖLKL
48	43	195920	GIVELET Anne-Laure	1981	FRA	1:39.31	3.30	45.37	DYNASTAR
49	51	296729	FANCHINI Nadia	1986	ITA	1:39.39	3.38	46.47	DYNASTAR
50	57	106319	RISLER Christina	1983	CAN	1:39.42	3.41	46.88	DYNASTAR
51	5	515560	SCHILD Martina	1981	SUI	1:39.43	3.42	47.02	VÖLKL
52	59	515166	PIEREN Tanja	1978	SUI	1:39.84	3.83	52.66	ROSSIGNOL
53	52	195311	DUVILLARD Julie	1978	FRA	1:39.98	3.97	54.58	DYNASTAR
54	60	55339	LECHNER Martina	1978	AUT	1:40.23	4.22	58.02	BLIZZARD
55	64	537626	RICHARDSON Kaylin L	1984	USA	1:40.95	4.94	67.92	VÖLKL
56	63	485314	POPKOVA Anastasia	1982	RUS	1:41.26	5.25	72.18	FISCHER
57	62	155336	MARTINOVOVA Gabriela	1981	CZE	1:41.61	5.60	76.99	HEAD

**DID NOT START: 3 competitors**

45	425001	FLEMMEN Andrine	1974	NOR	VÖLKL
47	536884	LUDLOW Libby	1981	USA	FISCHER
53	295533	RECCHIA Lucia	1980	ITA	VÖLKL

#783 \_\_\_\_\_





# AUDI FIS SKI WORLD CUP 2004/05

## 2nd LADIES DOWNHILL OFFICIAL RESULTS



Number of Competitors: 64

Rank	Bib	FIS Code	Name	Year of Birth	Nation	Time	Diff.	Race Points	Ski
<b>DID NOT FINISH: 4 competitors</b>									
	20	55212	<b>MEISSNITZER Alexandra</b>	1973	AUT				VÖLKL
	36	296217	<b>COLETTI Alexandra</b>	1983	ITA				ROSSIGNOL
	55	205872	<b>HILD Ellen</b>	1982	GER				HEAD
	58	205843	<b>STEMMER Stefanie</b>	1981	GER				ROSSIGNOL

Technical Delegate:

**P. VAN SLYKE (USA) #783**



# AUDI FIS SKI WORLD CUP 2004/05

2nd LADIES DOWNHILL

## PENALTY CALCULATION



### Best 10 at Finish

Rank	Bib	FIS Code	Name	Nation	FIS Points	Best 5	Race Points
1	29	205117	GERG Hilde	GER	1.31	1.31	0.00
2	30	55069	GOETSCHL Renate	AUT	0.00	0.00	2.06
3	28	195374	MONTILLET-CARLES Carole	FRA	1.84	1.84	2.61
4	16	55261	OBERMOSER Brigitte	AUT	5.19		
5	24	537544	KILDOW Lindsey C.	USA	5.11		
6	26	295588	KOSTNER Isolde	ITA	3.25	3.25	10.31
7	13	205119	HALTMAYR Petra	GER	5.69		
8	27	55198	DORFMEISTER Michaela	AUT	3.39	3.39	13.89
9	11	536473	LALIVE Caroline	USA	5.61		
10	15	385022	KOSTELIC Janica	CRO	5.61		

### Best 5 FIS Points at Start

Rank	Bib	FIS Code	Name	Nation	FIS Points
2	30	55069	GOETSCHL Renate	AUT	0.00
1	29	205117	GERG Hilde	GER	1.31
3	28	195374	MONTILLET-CARLES Carole	FRA	1.84
6	26	295588	KOSTNER Isolde	ITA	3.25
8	27	55198	DORFMEISTER Michaela	AUT	3.39

<b>TOTALS:</b>		
FIS Points of Best 5 at Start (B)	9.79	
FIS Points of Best at Finish in Top 10 (A)		9.79
Race Points of Corresponding Competitors (C)		28.87
Calculated Penalty (A+B-C) : 10 =>	-0.929	
Rounded	-0.93	
Category Adder	0.00	
Correction Value (Z)	-7.62	
Calculated Penalty	6.69	
Penalty Applied	0.00	

Technical Delegate:  
**P. VAN SLYKE (USA) #783**



**AUDI FIS SKI WORLD CUP 2004/05**  
2nd LADIES DOWNHILL  
**PERFORMANCE ANALYSIS 1**



Number of Competitors: 57

Rank	Bib	Name	Nation	Positions			Partials			Difference		Speed					
				Pos.	Time	Rank	Pos.	Time	Rank	Time	Dist(m)	Pos.	km/h	Rank			
1	29	GERG Hilde	GER	Int1: 32.64 (5)	Int2: 1:07.38 (2)	Int3: 1:23.51 (1)	Fin: 1:36.01 (1)	I1-I2: 34.74 (2)	I2-I3: 16.13 (4)	I3-Fin: 12.50 (1)	0.44	0.02	0.00	0.00	Sp1: 125.79 (1)	Avg.: 96.74	
2	30	GOETSCHL Renate	AUT	Int1: 32.67 (8)	Int2: 1:07.53 (3)	Int3: 1:23.65 (4)	Fin: 1:36.16 (2)	I1-I2: 34.86 (3)	I2-I3: 16.12 (3)	I3-Fin: 12.51 (3)	0.47	0.17	0.14	4.02	Sp1: 122.65 (24)	Avg.: 96.59	
3	28	MONTILLET-CARLES Carole	FRA	Int1: 32.63 (4)	Int2: 1:07.69 (5)	Int3: 1:23.60 (2)	Fin: 1:36.20 (3)	I1-I2: 35.06 (5)	I2-I3: 15.91 (1)	I3-Fin: 12.60 (5)	0.43	0.33	0.09	5.10	Sp1: 124.38 (8)	Avg.: 96.55	
4	16	OBERMOSER Brigitte	AUT	Int1: 32.20 (1)	Int2: 1:07.53 (3)	Int3: 1:23.75 (5)	Fin: 1:36.25 (4)	I1-I2: 35.33 (9)	I2-I3: 16.22 (8)	I3-Fin: 12.50 (1)	0.00	0.17	0.24	6.43	Sp1: 123.68 (15)	Avg.: 96.50	
5	24	KILDOW Lindsey C.	USA	Int1: 32.71 (9)	Int2: 1:07.36 (1)	Int3: 1:23.64 (3)	Fin: 1:36.27 (5)	I1-I2: 34.65 (1)	I2-I3: 16.28 (12)	I3-Fin: 12.63 (7)	0.51	0.00	0.13	6.97	Sp1: 123.68 (15)	Avg.: 96.48	
6	26	KOSTNER Isolde	ITA	Int1: 32.83 (13)	Int2: 1:07.88 (7)	Int3: 1:24.01 (6)	Fin: 1:36.76 (6)	I1-I2: 35.05 (4)	I2-I3: 16.13 (4)	I3-Fin: 12.75 (10)	0.63	0.52	0.50	20.00	Sp1: 125.43 (4)	Avg.: 95.99	
7	13	HALTMAYR Petra	GER	Int1: 32.44 (2)	Int2: 1:07.74 (6)	Int3: 1:24.12 (7)	Fin: 1:36.93 (7)	I1-I2: 35.30 (8)	I2-I3: 16.38 (22)	I3-Fin: 12.81 (18)	0.24	0.38	0.61	24.49	Sp1: 124.73 (7)	Avg.: 95.82	
8	27	DORFMEISTER Michaela	AUT	Int1: 32.76 (11)	Int2: 1:08.20 (10)	Int3: 1:24.49 (9)	Fin: 1:37.02 (8)	I1-I2: 35.44 (16)	I2-I3: 16.29 (13)	I3-Fin: 12.53 (4)	0.56	0.84	0.98	1.01	26.86	Sp1: 123.68 (15)	Avg.: 95.73
9	11	LALIVE Caroline	USA	Int1: 32.75 (10)	Int2: 1:07.93 (8)	Int3: 1:24.20 (8)	Fin: 1:37.06 (9)	I1-I2: 35.18 (7)	I2-I3: 16.27 (11)	I3-Fin: 12.86 (24)	0.55	0.57	0.69	1.05	27.91	Sp1: 121.64 (34)	Avg.: 95.69
10	15	KOSTELIC Janica	CRO	Int1: 32.65 (6)	Int2: 1:08.53 (19)	Int3: 1:24.52 (10)	Fin: 1:37.15 (10)	I1-I2: 35.88 (35)	I2-I3: 15.99 (2)	I3-Fin: 12.63 (7)	0.45	1.17	1.01	1.14	30.27	Sp1: 125.43 (4)	Avg.: 95.60



**AUDI FIS SKI WORLD CUP 2004/05**  
2nd LADIES DOWNHILL  
**PERFORMANCE ANALYSIS 1**



Number of Competitors: 57

Rank	Bib	Name	Nation	Positions			Partials			Difference		Speed		
				Pos.	Time	Rank	Pos.	Time	Rank	Time	Dist(m)	Pos.	km/h	Rank
11	3	WIRTH Katja	AUT	Int1: 32.78 (12)	Int2: 1:08.15 (9)	Int3: 1:24.59 (12)	Fin: 1:37.34 (11)	I1-I2: 35.37 (12)	I2-I3: 16.44 (26)	I3-Fin: 12.75 (10)	0.58 0.79 1.08 1.33	35.25	Sp1: 121.64 (34)	Avg.: 95.42
12	25	BERTHOD Sylviane	SUI	Int1: 32.99 (20)	Int2: 1:08.48 (16)	Int3: 1:24.74 (16)	Fin: 1:37.35 (12)	I1-I2: 35.49 (19)	I2-I3: 16.26 (10)	I3-Fin: 12.61 (6)	0.79 1.12 1.23 1.34	35.51	Sp1: 124.38 (8)	Avg.: 95.41
13	9	MCCARTY Bryna	USA	Int1: 33.07 (26)	Int2: 1:08.23 (11)	Int3: 1:24.64 (14)	Fin: 1:37.37 (13)	I1-I2: 35.16 (6)	I2-I3: 16.41 (24)	I3-Fin: 12.73 (9)	0.87 0.87 1.13 1.36	36.04	Sp1: 123.34 (18)	Avg.: 95.39
14	41	HARGIN Janette	SWE	Int1: 33.00 (23)	Int2: 1:08.48 (16)	Int3: 1:24.62 (13)	Fin: 1:37.41 (14)	I1-I2: 35.48 (18)	I2-I3: 16.14 (6)	I3-Fin: 12.79 (14)	0.80 1.12 1.11 1.40	37.08	Sp1: 124.38 (8)	Avg.: 95.35
15	12	JACQUEMOD Ingrid	FRA	Int1: 32.55 (3)	Int2: 1:08.26 (12)	Int3: 1:24.58 (11)	Fin: 1:37.45 (15)	I1-I2: 35.71 (24)	I2-I3: 16.32 (16)	I3-Fin: 12.87 (27)	0.35 0.90 1.07 1.44	38.12	Sp1: 121.64 (34)	Avg.: 95.31
16	19	TURGEON Melanie	CAN	Int1: 32.99 (20)	Int2: 1:08.36 (15)	Int3: 1:24.71 (15)	Fin: 1:37.50 (16)	I1-I2: 35.37 (12)	I2-I3: 16.35 (18)	I3-Fin: 12.79 (14)	0.79 1.00 1.20 1.49	39.43	Sp1: 120.32 (49)	Avg.: 95.26
17	31	PAERSON Anja	SWE	Int1: 32.95 (19)	Int2: 1:08.29 (13)	Int3: 1:24.78 (17)	Fin: 1:37.66 (17)	I1-I2: 35.34 (11)	I2-I3: 16.49 (30)	I3-Fin: 12.88 (29)	0.75 0.93 1.27 1.65	43.59	Sp1: 122.65 (24)	Avg.: 95.11
18	18	BRYDON Emily	CAN	Int1: 33.31 (34)	Int2: 1:08.74 (25)	Int3: 1:24.98 (18)	Fin: 1:37.74 (18)	I1-I2: 35.43 (14)	I2-I3: 16.24 (9)	I3-Fin: 12.76 (13)	1.11 1.38 1.47 1.73	45.67	Sp1: 124.03 (11)	Avg.: 95.03
19	38	VANDERBEEK Kelly	CAN	Int1: 32.84 (14)	Int2: 1:08.63 (21)	Int3: 1:24.98 (18)	Fin: 1:37.92 (19)	I1-I2: 35.79 (29)	I2-I3: 16.35 (18)	I3-Fin: 12.94 (37)	0.64 1.27 1.47 1.91	50.32	Sp1: 120.98 (43)	Avg.: 94.85
20	22	CLARK Kirsten L	USA	Int1: 32.90 (15)	Int2: 1:08.33 (14)	Int3: 1:25.06 (20)	Fin: 1:38.06 (20)	I1-I2: 35.43 (14)	I2-I3: 16.73 (50)	I3-Fin: 13.00 (41)	0.70 0.97 1.55 2.05	53.94	Sp1: 121.64 (34)	Avg.: 94.72
21	17	CECCARELLI Daniela	ITA	Int1: 32.94 (16)	Int2: 1:08.56 (20)	Int3: 1:25.08 (21)	Fin: 1:38.11 (21)	I1-I2: 35.62 (21)	I2-I3: 16.52 (34)	I3-Fin: 13.03 (43)	0.74 1.20 1.57 2.10	55.22	Sp1: 120.65 (45)	Avg.: 94.67
22	40	LINDELL-VIKARBY Jessica	SWE	Int1: 33.15 (29)	Int2: 1:08.94 (29)	Int3: 1:25.15 (23)	Fin: 1:38.14 (22)	I1-I2: 35.79 (29)	I2-I3: 16.21 (7)	I3-Fin: 12.99 (40)	0.95 1.58 1.64 2.13	56.00	Sp1: 125.79 (1)	Avg.: 94.64
22	7	KLEON Barbara	ITA	Int1: 33.33 (37)	Int2: 1:08.99 (30)	Int3: 1:25.28 (27)	Fin: 1:38.14 (22)	I1-I2: 35.66 (23)	I2-I3: 16.29 (13)	I3-Fin: 12.86 (24)	1.13 1.63 1.77 2.13	56.00	Sp1: 125.79 (1)	Avg.: 94.64



**AUDI FIS SKI WORLD CUP 2004/05**  
2nd LADIES DOWNHILL  
**PERFORMANCE ANALYSIS 1**



Number of Competitors: 57

Rank	Bib	Name	Nation	Positions			Partials			Difference		Speed		
				Pos.	Time	Rank	Pos.	Time	Rank	Time	Dist(m)	Pos.	km/h	Rank
24	1	LEFRANCOIS Anne Marie	CAN	Int1:	33.08 (27)		I1-I2:	35.65 (22)	0.88		Sp1:	123.00 (20)		
				Int2:	1:08.73 (24)		I2-I3:	16.41 (24)	1.37					
				Int3:	1:25.14 (22)		I3-Fin:	13.03 (43)	1.63					
				Fin:	1:38.17 (24)				2.16	56.77	Avg.:	94.61		
25	33	DUMERMUTH Monika	SUI	Int1:	33.02 (24)		I1-I2:	35.81 (31)	0.82		Sp1:	122.32 (29)		
				Int2:	1:08.83 (27)		I2-I3:	16.48 (29)	1.47					
				Int3:	1:25.31 (28)		I3-Fin:	12.90 (32)	1.80					
				Fin:	1:38.21 (25)				2.20	57.79	Avg.:	94.57		
26	14	BORGHI Catherine	SUI	Int1:	32.94 (16)		I1-I2:	35.56 (20)	0.74		Sp1:	120.98 (43)		
				Int2:	1:08.50 (18)		I2-I3:	16.71 (48)	1.14					
				Int3:	1:25.21 (25)		I3-Fin:	13.02 (42)	1.70					
				Fin:	1:38.23 (26)				2.22	58.31	Avg.:	94.55		
27	48	HEREGGER Selina	AUT	Int1:	33.09 (28)		I1-I2:	35.98 (41)	0.89		Sp1:	121.64 (34)		
				Int2:	1:09.07 (31)		I2-I3:	16.33 (17)	1.71					
				Int3:	1:25.40 (29)		I3-Fin:	12.89 (30)	1.89					
				Fin:	1:38.29 (27)				2.28	59.85	Avg.:	94.50		
28	32	GOERGL Elisabeth	AUT	Int1:	32.94 (16)		I1-I2:	35.76 (27)	0.74		Sp1:	122.32 (29)		
				Int2:	1:08.70 (23)		I2-I3:	16.49 (30)	1.34					
				Int3:	1:25.19 (24)		I3-Fin:	13.16 (53)	1.68					
				Fin:	1:38.35 (28)				2.34	61.38	Avg.:	94.44		
29	8	MENDES Jonna	USA	Int1:	33.49 (44)		I1-I2:	35.77 (28)	1.29		Sp1:	124.03 (11)		
				Int2:	1:09.26 (39)		I2-I3:	16.29 (13)	1.90					
				Int3:	1:25.55 (30)		I3-Fin:	12.84 (21)	2.04					
				Fin:	1:38.39 (29)				2.38	62.41	Avg.:	94.40		
29	4	ALCOTT Chemmy	GBR	Int1:	33.35 (39)		I1-I2:	35.33 (9)	1.15		Sp1:	121.64 (34)		
				Int2:	1:08.68 (22)		I2-I3:	16.59 (38)	1.32					
				Int3:	1:25.27 (26)		I3-Fin:	13.12 (49)	1.76					
				Fin:	1:38.39 (29)				2.38	62.41	Avg.:	94.40		
31	42	COOK Stacey j	USA	Int1:	33.26 (31)		I1-I2:	35.87 (33)	1.06		Sp1:	122.32 (29)		
				Int2:	1:09.13 (33)		I2-I3:	16.55 (36)	1.77					
				Int3:	1:25.68 (34)		I3-Fin:	12.79 (14)	2.17					
				Fin:	1:38.47 (31)				2.46	64.45	Avg.:	94.32		
32	44	MANCUSO Julia	USA	Int1:	33.23 (30)		I1-I2:	35.91 (37)	1.03		Sp1:	123.00 (20)		
				Int2:	1:09.14 (34)		I2-I3:	16.51 (33)	1.78					
				Int3:	1:25.65 (32)		I3-Fin:	12.83 (19)	2.14					
				Fin:	1:38.48 (32)				2.47	64.71	Avg.:	94.31		
33	10	HUBER Isabelle	GER	Int1:	33.41 (43)		I1-I2:	35.75 (26)	1.21		Sp1:	121.31 (41)		
				Int2:	1:09.16 (36)		I2-I3:	16.61 (41)	1.80					
				Int3:	1:25.77 (37)		I3-Fin:	12.83 (19)	2.26					
				Fin:	1:38.60 (33)				2.59	67.77	Avg.:	94.20		
34	46	ALPIGER Ella	SUI	Int1:	33.32 (35)		I1-I2:	35.83 (32)	1.12		Sp1:	122.65 (24)		
				Int2:	1:09.15 (35)		I2-I3:	16.58 (37)	1.79					
				Int3:	1:25.73 (35)		I3-Fin:	12.93 (35)	2.22					
				Fin:	1:38.66 (34)				2.65	69.30	Avg.:	94.14		
35	35	VIERTHALER Astrid	AUT	Int1:	32.66 (7)		I1-I2:	36.89 (55)	0.46		Sp1:	121.64 (34)		
				Int2:	1:09.55 (44)		I2-I3:	16.40 (23)	2.19					
				Int3:	1:25.95 (40)		I3-Fin:	12.75 (10)	2.44					
				Fin:	1:38.70 (35)				2.69	70.32	Avg.:	94.10		
36	56	RABIC Urska	SLO	Int1:	33.38 (41)		I1-I2:	35.96 (39)	1.18		Sp1:	125.43 (4)		
				Int2:	1:09.34 (40)		I2-I3:	16.49 (30)	1.98					
				Int3:	1:25.83 (38)		I3-Fin:	12.89 (30)	2.32					
				Fin:	1:38.72 (36)				2.71	70.82	Avg.:	94.08		



**AUDI FIS SKI WORLD CUP 2004/05**  
2nd LADIES DOWNHILL  
**PERFORMANCE ANALYSIS 1**



Number of Competitors: 57

Rank	Bib	Name	Nation	Positions			Partials			Difference		Speed		
				Pos.	Time	Rank	Pos.	Time	Rank	Time	Dist(m)	Pos.	km/h	Rank
36	39	SIMARD Genevieve	CAN	Int1: 33.03 (25)			I1-I2: 35.74 (25)			0.83			Sp1: 120.32 (49)	
				Int2: 1:08.77 (26)			I2-I3: 16.80 (55)			1.41				
				Int3: 1:25.57 (31)			I3-Fin: 13.15 (51)			2.06				
				Fin: 1:38.72 (36)						2.71	70.82		Avg.: 94.08	
36	21	AUFDENBLATTEN Fraenzi	SUI	Int1: 33.29 (32)			I1-I2: 35.96 (39)			1.09			Sp1: 120.65 (45)	
				Int2: 1:09.25 (38)			I2-I3: 16.63 (43)			1.89				
				Int3: 1:25.88 (39)			I3-Fin: 12.84 (21)			2.37				
				Fin: 1:38.72 (36)						2.71	70.82		Avg.: 94.08	
39	23	STYGER Nadia	SUI	Int1: 32.99 (20)			I1-I2: 35.90 (36)			0.79			Sp1: 119.35 (55)	
				Int2: 1:08.89 (28)			I2-I3: 16.77 (54)			1.53				
				Int3: 1:25.66 (33)			I3-Fin: 13.08 (46)			2.15				
				Fin: 1:38.74 (39)						2.73	71.33		Avg.: 94.07	
40	37	MATTEL Magda	FRA	Int1: 33.32 (35)			I1-I2: 36.18 (47)			1.12			Sp1: 122.65 (24)	
				Int2: 1:09.50 (42)			I2-I3: 16.45 (27)			2.14				
				Int3: 1:25.95 (40)			I3-Fin: 12.91 (33)			2.44				
				Fin: 1:38.86 (40)						2.85	74.38		Avg.: 93.95	
41	61	GRUENER Angelika	ITA	Int1: 33.67 (49)			I1-I2: 35.44 (16)			1.47			Sp1: 123.00 (20)	
				Int2: 1:09.11 (32)			I2-I3: 16.65 (44)			1.75				
				Int3: 1:25.76 (36)			I3-Fin: 13.15 (51)			2.25				
				Fin: 1:38.91 (41)						2.90	75.64		Avg.: 93.90	
42	34	BLASER Karin	AUT	Int1: 33.37 (40)			I1-I2: 35.87 (33)			1.17			Sp1: 121.31 (41)	
				Int2: 1:09.24 (37)			I2-I3: 16.74 (51)			1.88				
				Int3: 1:25.98 (42)			I3-Fin: 12.94 (37)			2.47				
				Fin: 1:38.92 (42)						2.91	75.90		Avg.: 93.89	
43	2	HAEUSL Regina	GER	Int1: 33.34 (38)			I1-I2: 36.21 (48)			1.14			Sp1: 122.32 (29)	
				Int2: 1:09.55 (44)			I2-I3: 16.54 (35)			2.19				
				Int3: 1:26.09 (44)			I3-Fin: 12.86 (24)			2.58				
				Fin: 1:38.95 (43)						2.94	76.66		Avg.: 93.87	
44	50	ROLLAND Marion	FRA	Int1: 33.83 (54)			I1-I2: 36.03 (42)			1.63			Sp1: 124.03 (11)	
				Int2: 1:09.86 (48)			I2-I3: 16.45 (27)			2.50				
				Int3: 1:26.31 (47)			I3-Fin: 12.79 (14)			2.80				
				Fin: 1:39.10 (44)						3.09	80.45		Avg.: 93.72	
45	6	WILHELM Kathrin	AUT	Int1: 33.54 (45)			I1-I2: 35.92 (38)			1.34			Sp1: 123.34 (18)	
				Int2: 1:09.46 (41)			I2-I3: 16.61 (41)			2.10				
				Int3: 1:26.07 (43)			I3-Fin: 13.08 (46)			2.56				
				Fin: 1:39.15 (45)						3.14	81.71		Avg.: 93.68	
46	49	MEILLEUR Karine	FRA	Int1: 33.82 (52)			I1-I2: 36.09 (44)			1.62			Sp1: 123.00 (20)	
				Int2: 1:09.91 (50)			I2-I3: 16.37 (21)			2.55				
				Int3: 1:26.28 (46)			I3-Fin: 12.94 (37)			2.77				
				Fin: 1:39.22 (46)						3.21	83.47		Avg.: 93.61	
47	54	SUHADOLC Mojca	SLO	Int1: 33.71 (50)			I1-I2: 36.06 (43)			1.51			Sp1: 121.98 (33)	
				Int2: 1:09.77 (47)			I2-I3: 16.60 (40)			2.41				
				Int3: 1:26.37 (49)			I3-Fin: 12.93 (35)			2.86				
				Fin: 1:39.30 (47)						3.29	85.48		Avg.: 93.53	
48	43	GIVELET Anne-Laure	FRA	Int1: 33.59 (47)			I1-I2: 36.53 (52)			1.39			Sp1: 122.65 (24)	
				Int2: 1:10.12 (52)			I2-I3: 16.35 (18)			2.76				
				Int3: 1:26.47 (50)			I3-Fin: 12.84 (21)			2.96				
				Fin: 1:39.31 (48)						3.30	85.73		Avg.: 93.53	
49	51	FANCHINI Nadia	ITA	Int1: 33.55 (46)			I1-I2: 36.10 (45)			1.35			Sp1: 119.67 (54)	
				Int2: 1:09.65 (46)			I2-I3: 16.67 (45)			2.29				
				Int3: 1:26.32 (48)			I3-Fin: 13.07 (45)			2.81				
				Fin: 1:39.39 (49)						3.38	87.74		Avg.: 93.45	



**AUDI FIS SKI WORLD CUP 2004/05**  
2nd LADIES DOWNHILL  
**PERFORMANCE ANALYSIS 1**



Number of Competitors: 57

Rank	Bib	Name	Nation	Positions			Partials			Difference		Speed		
				Pos.	Time	Rank	Pos.	Time	Rank	Time	Dist(m)	Pos.	km/h	Rank
50	57	RISLER Christina	CAN	Int1:	33.29 (32)		I1-I2:	36.23 (49)	1.09			Sp1:	120.32 (49)	
				Int2:	1:09.52 (43)		I2-I3:	16.74 (51)	2.16					
				Int3:	1:26.26 (45)		I3-Fin:	13.16 (53)	2.75			Avg.:	93.42	
				Fin:	1:39.42 (50)				3.41	88.49				
51	5	SCHILD Martina	SUI	Int1:	33.82 (52)		I1-I2:	36.15 (46)	1.62			Sp1:	124.03 (11)	
				Int2:	1:09.97 (51)		I2-I3:	16.59 (38)	2.61					
				Int3:	1:26.56 (51)		I3-Fin:	12.87 (27)	3.05			Avg.:	93.41	
				Fin:	1:39.43 (51)				3.42	88.74				
52	59	PIEREN Tanja	SUI	Int1:	33.63 (48)		I1-I2:	36.27 (50)	1.43			Sp1:	120.00 (53)	
				Int2:	1:09.90 (49)		I2-I3:	16.70 (46)	2.54					
				Int3:	1:26.60 (52)		I3-Fin:	13.24 (55)	3.09			Avg.:	93.03	
				Fin:	1:39.84 (52)				3.83	98.97				
53	52	DUVILLARD Julie	FRA	Int1:	33.76 (51)		I1-I2:	36.38 (51)	1.56			Sp1:	120.32 (49)	
				Int2:	1:10.14 (53)		I2-I3:	16.71 (48)	2.78					
				Int3:	1:26.85 (53)		I3-Fin:	13.13 (50)	3.34			Avg.:	92.90	
				Fin:	1:39.98 (53)				3.97	102.45				
54	60	LECHNER Martina	AUT	Int1:	33.40 (42)		I1-I2:	36.98 (56)	1.20			Sp1:	119.35 (55)	
				Int2:	1:10.38 (54)		I2-I3:	16.74 (51)	3.02					
				Int3:	1:27.12 (54)		I3-Fin:	13.11 (48)	3.61			Avg.:	92.67	
				Fin:	1:40.23 (54)				4.22	108.63				
55	64	RICHARDSON Kaylin L	USA	Int1:	34.25 (56)		I1-I2:	37.09 (57)	2.05			Sp1:	120.65 (45)	
				Int2:	1:11.34 (57)		I2-I3:	16.70 (46)	3.98					
				Int3:	1:28.04 (56)		I3-Fin:	12.91 (33)	4.53			Avg.:	92.01	
				Fin:	1:40.95 (55)				4.94	126.25				
56	63	POPKOVA Anastasia	RUS	Int1:	34.12 (55)		I1-I2:	36.53 (52)	1.92			Sp1:	115.91 (57)	
				Int2:	1:10.65 (55)		I2-I3:	17.16 (57)	3.29					
				Int3:	1:27.81 (55)		I3-Fin:	13.45 (57)	4.30			Avg.:	91.72	
				Fin:	1:41.26 (56)				5.25	133.76				
57	62	MARTINOVOVA Gabriela	CZE	Int1:	34.49 (57)		I1-I2:	36.67 (54)	2.29			Sp1:	120.65 (45)	
				Int2:	1:11.16 (56)		I2-I3:	17.12 (56)	3.80					
				Int3:	1:28.28 (57)		I3-Fin:	13.33 (56)	4.77			Avg.:	91.41	
				Fin:	1:41.61 (57)				5.60	142.19				

**LEGEND**

**Pos** Intermediate or Speed Position    **Dist(m)** Distance behind the first    **Int2:** Intermediate 2    **Sp1:** Speed Trap 1  
**Avg.** Average Speed for the race    **Int1:** Intermediate 1    **Int3:** Intermediate 3    **Fin:** Finish

04-12-2004 / Lake Louise (CAN) / 5371

Page 5/5

Data Processing by SWATCH

www.fis-ski.com

SWATCH Timing

Generation Date: SAT 4 DEC 2004

Time: 14:10 Swatch Internet Time: @923

Document: 77A 1.0



**AUDI FIS SKI WORLD CUP 2004/05**  
2nd LADIES DOWNHILL  
**PERFORMANCE ANALYSIS 2**



Number of Competitors: 64

Bib	Name	Nation	Positions			Partials			Difference		Speed		
			Pos.	Time	Rank	Pos.	Time	Rank	Time	Dist(m)	Pos.	km/h	Rank
1	LEFRANCOIS Anne Marie	CAN	Int1: 33.08 (27)	Int2: 1:08.73 (24)	Int3: 1:25.14 (22)	Fin: 1:38.17 (24)	I1-I2: 35.65 (22)	I2-I3: 16.41 (24)	I3-Fin: 13.03 (43)	0.88 1.37 1.63 2.16	56.77	Sp1: 123.00 (20)	Avg.: 94.61
2	HAEUSL Regina	GER	Int1: 33.34 (39)	Int2: 1:09.55 (44)	Int3: 1:26.09 (44)	Fin: 1:38.95 (43)	I1-I2: 36.21 (48)	I2-I3: 16.54 (35)	I3-Fin: 12.86 (24)	1.14 2.19 2.58 2.94	76.66	Sp1: 122.32 (29)	Avg.: 93.87
3	WIRTH Katja	AUT	Int1: 32.78 (12)	Int2: 1:08.15 (9)	Int3: 1:24.59 (12)	Fin: 1:37.34 (11)	I1-I2: 35.37 (12)	I2-I3: 16.44 (26)	I3-Fin: 12.75 (10)	0.58 0.79 1.08 1.33	35.25	Sp1: 121.64 (34)	Avg.: 95.42
4	ALCOTT Chemmy	GBR	Int1: 33.35 (40)	Int2: 1:08.68 (22)	Int3: 1:25.27 (26)	Fin: 1:38.39 (29)	I1-I2: 35.33 (9)	I2-I3: 16.59 (38)	I3-Fin: 13.12 (49)	1.15 1.32 1.76 2.38	62.41	Sp1: 121.64 (34)	Avg.: 94.40
5	SCHILD Martina	SUI	Int1: 33.82 (53)	Int2: 1:09.97 (51)	Int3: 1:26.56 (51)	Fin: 1:39.43 (51)	I1-I2: 36.15 (46)	I2-I3: 16.59 (38)	I3-Fin: 12.87 (27)	1.62 2.61 3.05 3.42	88.74	Sp1: 124.03 (11)	Avg.: 93.41
6	WILHELM Kathrin	AUT	Int1: 33.54 (46)	Int2: 1:09.46 (41)	Int3: 1:26.07 (43)	Fin: 1:39.15 (45)	I1-I2: 35.92 (38)	I2-I3: 16.61 (41)	I3-Fin: 13.08 (46)	1.34 2.10 2.56 3.14	81.71	Sp1: 123.34 (18)	Avg.: 93.68
7	KLEON Barbara	ITA	Int1: 33.33 (38)	Int2: 1:08.99 (30)	Int3: 1:25.28 (27)	Fin: 1:38.14 (22)	I1-I2: 35.66 (23)	I2-I3: 16.29 (13)	I3-Fin: 12.86 (24)	1.13 1.63 1.77 2.13	56.00	Sp1: 125.79 (1)	Avg.: 94.64
8	MENDES Jonna	USA	Int1: 33.49 (45)	Int2: 1:09.26 (39)	Int3: 1:25.55 (30)	Fin: 1:38.39 (29)	I1-I2: 35.77 (28)	I2-I3: 16.29 (13)	I3-Fin: 12.84 (21)	1.29 1.90 2.04 2.38	62.41	Sp1: 124.03 (11)	Avg.: 94.40
9	MCCARTY Bryna	USA	Int1: 33.07 (26)	Int2: 1:08.23 (11)	Int3: 1:24.64 (14)	Fin: 1:37.37 (13)	I1-I2: 35.16 (6)	I2-I3: 16.41 (24)	I3-Fin: 12.73 (9)	0.87 0.87 1.13 1.36	36.04	Sp1: 123.34 (18)	Avg.: 95.39
10	HUBER Isabelle	GER	Int1: 33.41 (44)	Int2: 1:09.16 (36)	Int3: 1:25.77 (37)	Fin: 1:38.60 (33)	I1-I2: 35.75 (26)	I2-I3: 16.61 (41)	I3-Fin: 12.83 (19)	1.21 1.80 2.26 2.59	67.77	Sp1: 121.31 (41)	Avg.: 94.20





**AUDI FIS SKI WORLD CUP 2004/05**  
2nd LADIES DOWNHILL  
**PERFORMANCE ANALYSIS 2**



Number of Competitors: 64

Bib	Name	Nation	Positions			Partials			Difference		Speed		
			Pos.	Time	Rank	Pos.	Time	Rank	Time	Dist(m)	Pos.	km/h	Rank
11	LALIVE Caroline	USA	Int1: 32.75 (10)	Int2: 1:07.93 (8)	Int3: 1:24.20 (8)	Fin: 1:37.06 (9)	I1-I2: 35.18 (7)	I2-I3: 16.27 (11)	I3-Fin: 12.86 (24)	0.55 0.57 0.69 1.05	27.91	Sp1: 121.64 (34)	Avg.: 95.69
12	JACQUEMOD Ingrid	FRA	Int1: 32.55 (3)	Int2: 1:08.26 (12)	Int3: 1:24.58 (11)	Fin: 1:37.45 (15)	I1-I2: 35.71 (24)	I2-I3: 16.32 (16)	I3-Fin: 12.87 (27)	0.35 0.90 1.07 1.44	38.12	Sp1: 121.64 (34)	Avg.: 95.31
13	HALTMAYR Petra	GER	Int1: 32.44 (2)	Int2: 1:07.74 (6)	Int3: 1:24.12 (7)	Fin: 1:36.93 (7)	I1-I2: 35.30 (8)	I2-I3: 16.38 (22)	I3-Fin: 12.81 (18)	0.24 0.38 0.61 0.92	24.49	Sp1: 124.73 (7)	Avg.: 95.82
14	BORGHI Catherine	SUI	Int1: 32.94 (16)	Int2: 1:08.50 (18)	Int3: 1:25.21 (25)	Fin: 1:38.23 (26)	I1-I2: 35.56 (20)	I2-I3: 16.71 (48)	I3-Fin: 13.02 (42)	0.74 1.14 1.70 2.22	58.31	Sp1: 120.98 (43)	Avg.: 94.55
15	KOSTELIC Janica	CRO	Int1: 32.65 (6)	Int2: 1:08.53 (19)	Int3: 1:24.52 (10)	Fin: 1:37.15 (10)	I1-I2: 35.88 (35)	I2-I3: 15.99 (2)	I3-Fin: 12.63 (7)	0.45 1.17 1.01 1.14	30.27	Sp1: 125.43 (4)	Avg.: 95.60
16	OBERMOSER Brigitte	AUT	Int1: 32.20 (1)	Int2: 1:07.53 (3)	Int3: 1:23.75 (5)	Fin: 1:36.25 (4)	I1-I2: 35.33 (9)	I2-I3: 16.22 (8)	I3-Fin: 12.50 (1)	0.00 0.17 0.24 0.24	6.43	Sp1: 123.68 (15)	Avg.: 96.50
17	CECCARELLI Daniela	ITA	Int1: 32.94 (16)	Int2: 1:08.56 (20)	Int3: 1:25.08 (21)	Fin: 1:38.11 (21)	I1-I2: 35.62 (21)	I2-I3: 16.52 (34)	I3-Fin: 13.03 (43)	0.74 1.20 1.57 2.10	55.22	Sp1: 120.65 (45)	Avg.: 94.67
18	BRYDON Emily	CAN	Int1: 33.31 (35)	Int2: 1:08.74 (25)	Int3: 1:24.98 (18)	Fin: 1:37.74 (18)	I1-I2: 35.43 (14)	I2-I3: 16.24 (9)	I3-Fin: 12.76 (13)	1.11 1.38 1.47 1.73	45.67	Sp1: 124.03 (11)	Avg.: 95.03
19	TURGEON Melanie	CAN	Int1: 32.99 (20)	Int2: 1:08.36 (15)	Int3: 1:24.71 (15)	Fin: 1:37.50 (16)	I1-I2: 35.37 (12)	I2-I3: 16.35 (18)	I3-Fin: 12.79 (14)	0.79 1.00 1.20 1.49	39.43	Sp1: 120.32 (49)	Avg.: 95.26
20	MEISSNITZER Alexandra	AUT	Int1: 33.08 (27)	Int2: Int3: Fin: DNF			I1-I2: I2-I3: I3-Fin:			0.88		Sp1:	Avg.:
21	AUFDENBLATTEN Fraenzi	SUI	Int1: 33.29 (33)	Int2: 1:09.25 (38)	Int3: 1:25.88 (39)	Fin: 1:38.72 (36)	I1-I2: 35.96 (39)	I2-I3: 16.63 (43)	I3-Fin: 12.84 (21)	1.09 1.89 2.37 2.71	70.82	Sp1: 120.65 (45)	Avg.: 94.08
22	CLARK Kirsten L	USA	Int1: 32.90 (15)	Int2: 1:08.33 (14)	Int3: 1:25.06 (20)	Fin: 1:38.06 (20)	I1-I2: 35.43 (14)	I2-I3: 16.73 (50)	I3-Fin: 13.00 (41)	0.70 0.97 1.55 2.05	53.94	Sp1: 121.64 (34)	Avg.: 94.72
23	STYGER Nadia	SUI	Int1: 32.99 (20)	Int2: 1:08.89 (28)	Int3: 1:25.66 (33)	Fin: 1:38.74 (39)	I1-I2: 35.90 (36)	I2-I3: 16.77 (54)	I3-Fin: 13.08 (46)	0.79 1.53 2.15 2.73	71.33	Sp1: 119.35 (55)	Avg.: 94.07



**AUDI FIS SKI WORLD CUP 2004/05**  
2nd LADIES DOWNHILL  
**PERFORMANCE ANALYSIS 2**



Number of Competitors: 64

Bib	Name	Nation	Positions			Partials			Difference		Speed		
			Pos.	Time	Rank	Pos.	Time	Rank	Time	Dist(m)	Pos.	km/h	Rank
24	KILDOW Lindsey C.	USA	Int1: 32.71 (9)	Int2: 1:07.36 (1)	Int3: 1:23.64 (3)	Fin: 1:36.27 (5)	I1-I2: 34.65 (1)	I2-I3: 16.28 (12)	I3-Fin: 12.63 (7)	0.51 0.00 0.13 0.26	6.97	Sp1: 123.68 (15)	Avg.: 96.48
25	BERTHOD Sylviane	SUI	Int1: 32.99 (20)	Int2: 1:08.48 (16)	Int3: 1:24.74 (16)	Fin: 1:37.35 (12)	I1-I2: 35.49 (19)	I2-I3: 16.26 (10)	I3-Fin: 12.61 (6)	0.79 1.12 1.23 1.34	35.51	Sp1: 124.38 (8)	Avg.: 95.41
26	KOSTNER Isolde	ITA	Int1: 32.83 (13)	Int2: 1:07.88 (7)	Int3: 1:24.01 (6)	Fin: 1:36.76 (6)	I1-I2: 35.05 (4)	I2-I3: 16.13 (4)	I3-Fin: 12.75 (10)	0.63 0.52 0.50 0.75	20.00	Sp1: 125.43 (4)	Avg.: 95.99
27	DORFMEISTER Michaela	AUT	Int1: 32.76 (11)	Int2: 1:08.20 (10)	Int3: 1:24.49 (9)	Fin: 1:37.02 (8)	I1-I2: 35.44 (16)	I2-I3: 16.29 (13)	I3-Fin: 12.53 (4)	0.56 0.84 0.98 1.01	26.86	Sp1: 123.68 (15)	Avg.: 95.73
28	MONTILLET-CARLES Carole	FRA	Int1: 32.63 (4)	Int2: 1:07.69 (5)	Int3: 1:23.60 (2)	Fin: 1:36.20 (3)	I1-I2: 35.06 (5)	I2-I3: 15.91 (1)	I3-Fin: 12.60 (5)	0.43 0.33 0.09 0.19	5.10	Sp1: 124.38 (8)	Avg.: 96.55
29	GERG Hilde	GER	Int1: 32.64 (5)	Int2: 1:07.38 (2)	Int3: 1:23.51 (1)	Fin: 1:36.01 (1)	I1-I2: 34.74 (2)	I2-I3: 16.13 (4)	I3-Fin: 12.50 (1)	0.44 0.02 0.00 0.00	0.00	Sp1: 125.79 (1)	Avg.: 96.74
30	GOETSCHL Renate	AUT	Int1: 32.67 (8)	Int2: 1:07.53 (3)	Int3: 1:23.65 (4)	Fin: 1:36.16 (2)	I1-I2: 34.86 (3)	I2-I3: 16.12 (3)	I3-Fin: 12.51 (3)	0.47 0.17 0.14 0.15	4.02	Sp1: 122.65 (24)	Avg.: 96.59
31	PAERSON Anja	SWE	Int1: 32.95 (19)	Int2: 1:08.29 (13)	Int3: 1:24.78 (17)	Fin: 1:37.66 (17)	I1-I2: 35.34 (11)	I2-I3: 16.49 (30)	I3-Fin: 12.88 (29)	0.75 0.93 1.27 1.65	43.59	Sp1: 122.65 (24)	Avg.: 95.11
32	GOERGL Elisabeth	AUT	Int1: 32.94 (16)	Int2: 1:08.70 (23)	Int3: 1:25.19 (24)	Fin: 1:38.35 (28)	I1-I2: 35.76 (27)	I2-I3: 16.49 (30)	I3-Fin: 13.16 (53)	0.74 1.34 1.68 2.34	61.38	Sp1: 122.32 (29)	Avg.: 94.44
33	DUMERMUTH Monika	SUI	Int1: 33.02 (24)	Int2: 1:08.83 (27)	Int3: 1:25.31 (28)	Fin: 1:38.21 (25)	I1-I2: 35.81 (31)	I2-I3: 16.48 (29)	I3-Fin: 12.90 (32)	0.82 1.47 1.80 2.20	57.79	Sp1: 122.32 (29)	Avg.: 94.57
34	BLASER Karin	AUT	Int1: 33.37 (41)	Int2: 1:09.24 (37)	Int3: 1:25.98 (42)	Fin: 1:38.92 (42)	I1-I2: 35.87 (33)	I2-I3: 16.74 (51)	I3-Fin: 12.94 (37)	1.17 1.88 2.47 2.91	75.90	Sp1: 121.31 (41)	Avg.: 93.89
35	VIERTHALER Astrid	AUT	Int1: 32.66 (7)	Int2: 1:09.55 (44)	Int3: 1:25.95 (40)	Fin: 1:38.70 (35)	I1-I2: 36.89 (55)	I2-I3: 16.40 (23)	I3-Fin: 12.75 (10)	0.46 2.19 2.44 2.69	70.32	Sp1: 121.64 (34)	Avg.: 94.10
36	COLETTI Alexandra	ITA	Int1:	Int2:	Int3:	Fin: DNF	I1-I2:	I2-I3:	I3-Fin:			Sp1:	Avg.:



**AUDI FIS SKI WORLD CUP 2004/05**  
2nd LADIES DOWNHILL  
**PERFORMANCE ANALYSIS 2**



Number of Competitors: 64

Bib	Name	Nation	Positions			Partials			Difference		Speed		
			Pos.	Time	Rank	Pos.	Time	Rank	Time	Dist(m)	Pos.	km/h	Rank
37	MATTEL Magda	FRA	Int1: 33.32 (36)	Int2: 1:09.50 (42)	Int3: 1:25.95 (40)	Fin: 1:38.86 (40)	I1-I2: 36.18 (47)	I2-I3: 16.45 (27)	I3-Fin: 12.91 (33)	1.12 2.14 2.44 2.85	74.38	Sp1: 122.65 (24)	Avg.: 93.95
38	VANDERBEEK Kelly	CAN	Int1: 32.84 (14)	Int2: 1:08.63 (21)	Int3: 1:24.98 (18)	Fin: 1:37.92 (19)	I1-I2: 35.79 (29)	I2-I3: 16.35 (18)	I3-Fin: 12.94 (37)	0.64 1.27 1.47 1.91	50.32	Sp1: 120.98 (43)	Avg.: 94.85
39	SIMARD Genevieve	CAN	Int1: 33.03 (25)	Int2: 1:08.77 (26)	Int3: 1:25.57 (31)	Fin: 1:38.72 (36)	I1-I2: 35.74 (25)	I2-I3: 16.80 (55)	I3-Fin: 13.15 (51)	0.83 1.41 2.06 2.71	70.82	Sp1: 120.32 (49)	Avg.: 94.08
40	LINDELL-VIKARBY Jessica	SWE	Int1: 33.15 (30)	Int2: 1:08.94 (29)	Int3: 1:25.15 (23)	Fin: 1:38.14 (22)	I1-I2: 35.79 (29)	I2-I3: 16.21 (7)	I3-Fin: 12.99 (40)	0.95 1.58 1.64 2.13	56.00	Sp1: 125.79 (1)	Avg.: 94.64
41	HARGIN Janette	SWE	Int1: 33.00 (23)	Int2: 1:08.48 (16)	Int3: 1:24.62 (13)	Fin: 1:37.41 (14)	I1-I2: 35.48 (18)	I2-I3: 16.14 (6)	I3-Fin: 12.79 (14)	0.80 1.12 1.11 1.40	37.08	Sp1: 124.38 (8)	Avg.: 95.35
42	COOK Stacey j	USA	Int1: 33.26 (32)	Int2: 1:09.13 (33)	Int3: 1:25.68 (34)	Fin: 1:38.47 (31)	I1-I2: 35.87 (33)	I2-I3: 16.55 (36)	I3-Fin: 12.79 (14)	1.06 1.77 2.17 2.46	64.45	Sp1: 122.32 (29)	Avg.: 94.32
43	GIVELET Anne-Laure	FRA	Int1: 33.59 (48)	Int2: 1:10.12 (52)	Int3: 1:26.47 (50)	Fin: 1:39.31 (48)	I1-I2: 36.53 (52)	I2-I3: 16.35 (18)	I3-Fin: 12.84 (21)	1.39 2.76 2.96 3.30	85.73	Sp1: 122.65 (24)	Avg.: 93.53
44	MANCUSO Julia	USA	Int1: 33.23 (31)	Int2: 1:09.14 (34)	Int3: 1:25.65 (32)	Fin: 1:38.48 (32)	I1-I2: 35.91 (37)	I2-I3: 16.51 (33)	I3-Fin: 12.83 (19)	1.03 1.78 2.14 2.47	64.71	Sp1: 123.00 (20)	Avg.: 94.31
45	FLEMMEN Andrine	NOR	Int1: Int2: Int3: Fin: DNS				I1-I2: I2-I3: I3-Fin:					Sp1:	Avg.:
46	ALPIGER Ella	SUI	Int1: 33.32 (36)	Int2: 1:09.15 (35)	Int3: 1:25.73 (35)	Fin: 1:38.66 (34)	I1-I2: 35.83 (32)	I2-I3: 16.58 (37)	I3-Fin: 12.93 (35)	1.12 1.79 2.22 2.65	69.30	Sp1: 122.65 (24)	Avg.: 94.14
47	LUDLOW Libby	USA	Int1: Int2: Int3: Fin: DNS				I1-I2: I2-I3: I3-Fin:					Sp1:	Avg.:
48	HEREGGER Selina	AUT	Int1: 33.09 (29)	Int2: 1:09.07 (31)	Int3: 1:25.40 (29)	Fin: 1:38.29 (27)	I1-I2: 35.98 (41)	I2-I3: 16.33 (17)	I3-Fin: 12.89 (30)	0.89 1.71 1.89 2.28	59.85	Sp1: 121.64 (34)	Avg.: 94.50
49	MEILLEUR Karine	FRA	Int1: 33.82 (53)	Int2: 1:09.91 (50)	Int3: 1:26.28 (46)	Fin: 1:39.22 (46)	I1-I2: 36.09 (44)	I2-I3: 16.37 (21)	I3-Fin: 12.94 (37)	1.62 2.55 2.77 3.21	83.47	Sp1: 123.00 (20)	Avg.: 93.61



**AUDI FIS SKI WORLD CUP 2004/05**  
2nd LADIES DOWNHILL  
**PERFORMANCE ANALYSIS 2**



Number of Competitors: 64

Bib	Name	Nation	Positions			Partial			Difference		Speed		
			Pos.	Time	Rank	Pos.	Time	Rank	Time	Dist(m)	Pos.	km/h	Rank
50	ROLLAND Marion	FRA	Int1: 33.83 (55) Int2: 1:09.86 (48) Int3: 1:26.31 (47) Fin: 1:39.10 (44)	I1-I2: 36.03 (42) I2-I3: 16.45 (27) I3-Fin: 12.79 (14)	1.63 2.50 2.80 3.09	80.45	Sp1: 124.03 (11) Avg.: 93.72						
51	FANCHINI Nadia	ITA	Int1: 33.55 (47) Int2: 1:09.65 (46) Int3: 1:26.32 (48) Fin: 1:39.39 (49)	I1-I2: 36.10 (45) I2-I3: 16.67 (45) I3-Fin: 13.07 (45)	1.35 2.29 2.81 3.38	87.74	Sp1: 119.67 (54) Avg.: 93.45						
52	DUVILLARD Julie	FRA	Int1: 33.76 (52) Int2: 1:10.14 (53) Int3: 1:26.85 (53) Fin: 1:39.98 (53)	I1-I2: 36.38 (51) I2-I3: 16.71 (48) I3-Fin: 13.13 (50)	1.56 2.78 3.34 3.97	102.45	Sp1: 120.32 (49) Avg.: 92.90						
53	RECCHIA Lucia	ITA	Int1: Int2: Int3: Fin: DNS	I1-I2: I2-I3: I3-Fin:			Sp1: Avg.:						
54	SUHADOLC Mojca	SLO	Int1: 33.71 (51) Int2: 1:09.77 (47) Int3: 1:26.37 (49) Fin: 1:39.30 (47)	I1-I2: 36.06 (43) I2-I3: 16.60 (40) I3-Fin: 12.93 (35)	1.51 2.41 2.86 3.29	85.48	Sp1: 121.98 (33) Avg.: 93.53						
55	HILD Ellen	GER	Int1: Int2: Int3: Fin: DNF	I1-I2: I2-I3: I3-Fin:			Sp1: Avg.:						
56	RABIC Urska	SLO	Int1: 33.38 (42) Int2: 1:09.34 (40) Int3: 1:25.83 (38) Fin: 1:38.72 (36)	I1-I2: 35.96 (39) I2-I3: 16.49 (30) I3-Fin: 12.89 (30)	1.18 1.98 2.32 2.71	70.82	Sp1: 125.43 (4) Avg.: 94.08						
57	RISLER Christina	CAN	Int1: 33.29 (33) Int2: 1:09.52 (43) Int3: 1:26.26 (45) Fin: 1:39.42 (50)	I1-I2: 36.23 (49) I2-I3: 16.74 (51) I3-Fin: 13.16 (53)	1.09 2.16 2.75 3.41	88.49	Sp1: 120.32 (49) Avg.: 93.42						
58	STEMMER Stefanie	GER	Int1: Int2: Int3: Fin: DNF	I1-I2: I2-I3: I3-Fin:			Sp1: Avg.:						
59	PIEREN Tanja	SUI	Int1: 33.63 (49) Int2: 1:09.90 (49) Int3: 1:26.60 (52) Fin: 1:39.84 (52)	I1-I2: 36.27 (50) I2-I3: 16.70 (46) I3-Fin: 13.24 (55)	1.43 2.54 3.09 3.83	98.97	Sp1: 120.00 (53) Avg.: 93.03						
60	LECHNER Martina	AUT	Int1: 33.40 (43) Int2: 1:10.38 (54) Int3: 1:27.12 (54) Fin: 1:40.23 (54)	I1-I2: 36.98 (56) I2-I3: 16.74 (51) I3-Fin: 13.11 (48)	1.20 3.02 3.61 4.22	108.63	Sp1: 119.35 (55) Avg.: 92.67						
61	GRUENER Angelika	ITA	Int1: 33.67 (50) Int2: 1:09.11 (32) Int3: 1:25.76 (36) Fin: 1:38.91 (41)	I1-I2: 35.44 (16) I2-I3: 16.65 (44) I3-Fin: 13.15 (51)	1.47 1.75 2.25 2.90	75.64	Sp1: 123.00 (20) Avg.: 93.90						
62	MARTINOVOVA Gabriela	CZE	Int1: 34.49 (58) Int2: 1:11.16 (56) Int3: 1:28.28 (57) Fin: 1:41.61 (57)	I1-I2: 36.67 (54) I2-I3: 17.12 (56) I3-Fin: 13.33 (56)	2.29 3.80 4.77 5.60	142.19	Sp1: 120.65 (45) Avg.: 91.41						



**AUDI FIS SKI WORLD CUP 2004/05**  
2nd LADIES DOWNHILL  
**PERFORMANCE ANALYSIS 2**



Number of Competitors: 64


Bib	Name	Nation	Positions			Partials			Difference		Speed		
			Pos.	Time	Rank	Pos.	Time	Rank	Time	Dist(m)	Pos.	km/h	Rank
63	POPKOVA Anastasia	RUS	Int1:	34.12	(56)	I1-I2:	36.53	(52)	1.92		Sp1:	115.91	(57)
			Int2:	1:10.65	(55)	I2-I3:	17.16	(57)	3.29				
			Int3:	1:27.81	(55)	I3-Fin:	13.45	(57)	4.30				
			Fin:	1:41.26	(56)				5.25	133.76	Avg.:	91.72	
64	RICHARDSON Kaylin L	USA	Int1:	34.25	(57)	I1-I2:	37.09	(57)	2.05		Sp1:	120.65	(45)
			Int2:	1:11.34	(57)	I2-I3:	16.70	(46)	3.98				
			Int3:	1:28.04	(56)	I3-Fin:	12.91	(33)	4.53				
			Fin:	1:40.95	(55)				4.94	126.25	Avg.:	92.01	

**LEGEND**

**Pos** Intermediate or Speed Position    **Int1:** Intermediate 1    **DNF** Did Not Finish    **DNS** Did Not Start  
**Avg.** Average Speed for the race    **Int2:** Intermediate 2    **Sp1:** Speed Trap 1    **Fin:** Finish  
**Dist(m)** Distance behind the first    **Int3:** Intermediate 3



# AUDI FIS SKI WORLD CUP



## AUDI FIS SKI WORLD CUP 2004/05 AFTER 2nd LADIES DOWNHILL DOWNHILL FIS WCSL LIST

Number of Competitors: 62

3 DEC 2004 Lake Louise (CAN)  
4 DEC 2004 Lake Louise (CAN)

Rank	FIS Code	Name	Nation	1	2	Base - X	+ Y = WCSL-DH
1	55069	GOETSCHL Renate	AUT	45	80	680 151 125	654
2	205117	GERG Hilde	GER	60	100	546 121 160	585
3	195374	MONTILLET-CARLES C.	FRA	80	60	492 109 140	523
4	295588	KOSTNER Isolde	ITA	32	40	348 77 72	343
5	55198	DORFMEISTER Michaela	AUT	50	32	334 74 82	342
6	515409	BERTHOD Sylviane	SUI	36	22	300 67 58	291
7	537544	KILDOW Lindsey C.	USA	100	45	158 35 145	268
8	206001	RIESCH Maria	GER	-	-	283 63 -	220
9	536138	CLARK Kirsten L	USA	11	11	228 51 22	199
10	515170	STYGER Nadia	SUI	-	-	252 56 -	196
11	55261	OBERMOSER Brigitte	AUT	24	50	150 33 74	191
12	515573	AUFDENBLATTEN Fraenzi	SUI	26	-	200 44 26	182
13	55212	MEISSNITZER Alexandra	AUT	-	-	225 50 -	175
14	105546	TURGEON Melanie	CAN	1	15	192 43 16	165
15	105997	BRYDON Emily	CAN	-	13	192 43 13	162
16	205119	HALTMAYR Petra	GER	40	36	99 22 76	153
17	295136	CECCARELLI Daniela	ITA	5	10	175 39 15	151
18	536473	LALIVE Caroline	USA	29	29	107 24 58	141
19	195671	JACQUEMOD Ingrid	FRA	18	16	122 27 34	129
19	385022	KOSTELIC Janica	CRO	20	26	107 24 46	129
21	515348	BORGHI Catherine	SUI	9	5	141 31 14	124
22	537446	MCCARTY Bryna	USA	14	20	104 23 34	115
23	195503	SUCHET Melanie	FRA	-	-	138 31 -	107
24	205820	HUBER Isabelle	GER	-	-	126 28 -	98
25	536477	MENDES Jonna	USA	12	2	92 20 14	86
26	295449	KLEON Barbara	ITA	10	9	77 17 19	79
26	55538	WIRTH Katja	AUT	22	24	43 10 46	79
28	55596	WILHELM Kathrin	AUT	8	-	66 15 8	59
29	295342	PUTZER Karen	ITA	-	-	74 16 -	58
29	515560	SCHILD Martina	SUI	-	-	74 16 -	58
31	205378	ERTL Martina	GER	-	-	72 16 -	56
32	225206	ALCOTT Chemmy	GBR	-	2	68 15 2	55
33	55052	SCHNEIDER Tanja	AUT	-	-	59 13 -	46
34	55588	RUMPFHUBER Ingrid	AUT	-	-	55 12 -	43





# AUDI FIS SKI WORLD CUP



## AUDI FIS SKI WORLD CUP 2004/05

### AFTER 2nd LADIES DOWNHILL DOWNHILL FIS WCSL LIST

Rank	FIS Code	Name	Nation	3 DEC 2004 Lake Louise (CAN)		4 DEC 2004 Lake Louise (CAN)		Base - X + Y = WCSL-DH	
				1	2	1	2		
35	505483	PAERSON Anja	SWE	15	14	17	4	29	42
36	105662	LEFRANCOIS Anne Marie	CAN	-	7	41	9	7	39
37	505260	HARGIN Janette	SWE	13	18	9	2	31	38
37	106402	VANDERBEEK Kelly	CAN	-	12	34	8	12	38
39	505632	LINDELL-VIKARBY Jessica	SWE	-	9	34	8	9	35
40	205392	HAEUSL Regina	GER	-	-	43	10	-	33
41	537545	MANCUSO Julia	USA	16	-	17	4	16	29
42	515429	DUMERMUTH Monika	SUI	2	6	21	5	8	24
43	536884	LUDLOW Libby	USA	-	-	27	6	-	21
44	195920	GIVELET Anne-Laure	FRA	-	-	24	5	-	19
44	195837	MATTEL Magda	FRA	-	-	25	6	-	19
44	295533	RECCHIA Lucia	ITA	5	-	18	4	5	19
44	106056	SIMARD Genevieve	CAN	-	-	25	6	-	19
48	425001	FLEMMEN Andrine	NOR	-	-	21	5	-	16
48	55290	HEREGGER Selina	AUT	-	4	16	4	4	16
50	296473	SIORPAES Wendy	ITA	-	-	18	4	-	14
51	515496	IMLIG Corinne	SUI	-	-	16	4	-	12
52	195868	MEILLEUR Karine	FRA	-	-	14	3	-	11
53	515478	ALPIGER Ella	SUI	-	-	10	2	-	8
54	55383	BLASER Karin	AUT	7	-	-	-	7	7
54	296217	COLETTI Alexandra	ITA	-	-	9	2	-	7
54	55590	SCHILD Marlies	AUT	7	-	-	-	7	7
57	536479	POWERS Alison	USA	-	-	6	1	-	5
58	195311	DUVILLARD Julie	FRA	-	-	4	1	-	3
58	55576	GOERGL Elisabeth	AUT	-	3	-	-	3	3
58	55622	VIERTHALER Astrid	AUT	3	-	-	-	3	3
61	205872	HILD Ellen	GER	-	-	3	1	-	2
61	565037	SUHADOLC Mojca	SLO	-	-	2	-	-	2


#### Number of Competitors per Nation until 60th position

AUT : 13	CAN : 5	CRO : 1	FRA : 7	GBR : 1	GER : 6
ITA : 7	NOR : 1	SUI : 8	SWE : 3	USA : 8	





# AUDI FIS SKI WORLD CUP



---

## AUDI FIS SKI WORLD CUP 2004/05

AFTER 2nd LADIES DOWNHILL  
DOWNHILL FIS WCSL LIST

---

### LEGEND

**Base** Last season WCSL points  
**X** (Base / number of planned races in the current season) \* number of completed races in the current season  
**Y** WC points won in the current season  
**WCSL-DH** World Cup Start List points for Downhill

04-12-2004 / Lake Louise (CAN) / 5371

Page 3/3

[www.fis-ski.com](http://www.fis-ski.com)

Generation Date: SAT 4 DEC 2004

Time: 14:10 Swatch Internet Time: @923


Document: 60A 1.0







# AUDI FIS SKI WORLD CUP



## AUDI FIS SKI WORLD CUP 2004/05

### AFTER 2nd LADIES DOWNHILL OVERALL FIS WCSL LIST

Number of Competitors: 134

Rank	FIS Code	Name	Nation	WCSL	DH	SL	GS	SG	K
1	505483	PAERSON Anja	SWE	1535	42 (35)	679 (1)	670 (1)	144 (17)	-
2	55069	GOETSCHL Renate	AUT	1306	654 (1)	5 (53)	180 (14)	467 (1)	-
3	385022	KOSTELIC Janica	CRO	1030	129 (19)	364 (4)	280 (4)	157 (15)	100 (1)
4	205117	GERG Hilde	GER	995	585 (2)	-	20 (41)	390 (4)	-
5	195374	MONTILLET-CARLES Carole	FRA	974	523 (3)	-	49 (32)	402 (2)	-
6	55198	DORFMEISTER Michaela	AUT	966	342 (5)	-	215 (10)	391 (3)	18 (13)
7	206001	RIESCH Maria	GER	906	220 (8)	191 (15)	104 (20)	338 (5)	53 (3)
8	185140	POUTIAINEN Tanja	FIN	860	-	463 (2)	397 (2)	-	-
9	205378	ERTL Martina	GER	818	56 (31)	264 (9)	269 (6)	169 (14)	60 (2)
10	55212	MEISSNITZER Alexandra	AUT	652	175 (13)	-	210 (12)	267 (7)	-
11	55576	GOERGL Elisabeth	AUT	581	3 (58)	282 (8)	274 (5)	22 (42)	-
12	515170	STYGER Nadia	SUI	576	196 (10)	-	88 (25)	292 (6)	-
13	55690	HOSP Nicole	AUT	559	-	288 (7)	231 (9)	-	40 (6)
14	295342	PUTZER Karen	ITA	554	58 (29)	7 (50)	257 (8)	207 (9)	25 (10)
15	295588	KOSTNER Isolde	ITA	441	343 (4)	-	9 (53)	89 (26)	-
16	55590	SCHILD Marlies	AUT	436	7 (54)	348 (5)	56 (29)	-	25 (10)
17	535825	KOZNICK Kristina	USA	431	-	331 (6)	100 (22)	-	-
18	55261	OBERMOSER Brigitte	AUT	426	191 (11)	-	29 (35)	195 (11)	11 (17)
19	536138	CLARK Kirsten L	USA	420	199 (9)	-	71 (27)	141 (18)	9 (19)
20	205636	BERGMANN-SCHMUDERER	GER	376	-	376 (3)	-	-	-
21	515573	AUFDENBLATTEN Fraenzi	SUI	375	182 (12)	-	109 (19)	76 (27)	8 (20)
22	537544	KILDOW Lindsey C.	USA	365	268 (7)	25 (42)	10 (51)	62 (29)	-
23	536481	SCHLEPER Sarah	USA	363	-	207 (11)	156 (15)	-	-
24	505187	OTTOSSON Anna	SWE	357	-	142 (20)	215 (10)	-	-
25	536473	LALIVE Caroline	USA	350	141 (18)	-	5 (58)	178 (12)	26 (9)
26	495065	RIENDA CONTRERAS M.	SPA	324	-	-	324 (3)	-	-
27	55539	BERGER Silvia	AUT	316	-	-	97 (23)	219 (8)	-
28	195503	SUCHET Melanie	FRA	314	107 (23)	-	-	207 (9)	-
29	515409	BERTHOD Sylviane	SUI	308	291 (6)	-	-	17 (47)	-
30	105997	BRYDON Emily	CAN	274	162 (15)	-	-	100 (22)	12 (15)
31	515268	NEF Sonja	SUI	270	-	142 (20)	128 (18)	-	-
32	106056	SIMARD Genevieve	CAN	268	19 (44)	-	53 (31)	177 (13)	19 (12)
33	295445	KARBON Denise	ITA	267	-	-	267 (7)	-	-
34	105546	TURGEON Melanie	CAN	265	165 (14)	-	-	100 (22)	-
35	195671	JACQUEMOD Ingrid	FRA	255	129 (19)	-	10 (51)	116 (21)	-
36	155415	ZAHROBSKA Sarka	CZE	253	-	223 (10)	2 (68)	-	28 (8)





# AUDI FIS SKI WORLD CUP



## AUDI FIS SKI WORLD CUP 2004/05

### AFTER 2nd LADIES DOWNHILL OVERALL FIS WCSL LIST

Number of Competitors: 134

Rank	FIS Code	Name	Nation	WCSL	DH	SL	GS	SG	K
37	205119	HALTMAYR Petra	GER	251	153 (16)	–	–	98 (24)	–
38	295136	CECCARELLI Daniela	ITA	248	151 (17)	–	–	90 (25)	7 (22)
39	55538	WIRTH Katja	AUT	242	79 (26)	–	–	157 (15)	6 (23)
40	515370	OESTER Marlies	SUI	232	–	78 (29)	104 (20)	–	50 (4)
41	565243	MAZE Tina	SLO	212	–	–	202 (13)	10 (51)	–
42	537545	MANCUSO Julia	USA	208	29 (41)	66 (32)	18 (42)	54 (31)	41 (5)
43	705287	ZUZULOVA Veronika	SVK	203	–	203 (12)	–	–	–
44	296259	MOELGG Manuela	ITA	200	–	123 (23)	65 (28)	–	12 (15)
45	195249	PEQUEGNOT Laure	FRA	197	–	197 (13)	–	–	–
46	55302	EGGER Sabine	AUT	193	–	193 (14)	–	–	–
47	425001	FLEMMEN Andrine	NOR	179	16 (48)	5 (53)	131 (17)	27 (36)	–
48	425458	VIKEN Line	NOR	173	–	173 (16)	–	–	–
49	205115	GERG Annemarie	GER	170	–	166 (17)	4 (62)	–	–
49	295435	GIUS Nicole	ITA	170	–	80 (28)	90 (24)	–	–
51	505610	BORSSEN Therese	SWE	160	–	157 (18)	3 (66)	–	–
52	515348	BORCHI Catherine	SUI	154	124 (21)	–	–	22 (42)	8 (20)
52	105741	FORSYTH Allison	CAN	154	–	–	154 (16)	–	–
54	425051	ROGNMO Trine-Bakke	NOR	152	–	152 (19)	–	–	–
55	295533	RECCHIA Lucia	ITA	146	19 (44)	–	–	127 (19)	–
56	195377	PASCAL Christel	FRA	141	–	123 (23)	18 (42)	–	–
57	295449	KLEON Barbara	ITA	137	79 (26)	–	21 (40)	37 (34)	–
58	55313	ROHREGGER Eveline	AUT	135	–	–	73 (26)	62 (29)	–
59	537772	STIEGLER Resi	USA	134	–	113 (25)	8 (55)	–	13 (14)
60	385027	FLEISS Nika	CRO	126	–	126 (22)	–	–	–
61	205820	HUBER Isabelle	GER	125	98 (24)	–	–	27 (36)	–
62	225206	ALCOTT Chemmy	GBR	121	55 (32)	–	16 (46)	50 (33)	–
63	55339	LECHNER Martina	AUT	120	–	–	–	120 (20)	–
64	537446	MCCARTY Bryna	USA	115	115 (22)	–	–	–	–
65	536884	LUDLOW Libby	USA	104	21 (43)	–	9 (53)	74 (28)	–
66	385032	JELUSIC Ana	CRO	94	–	94 (26)	–	–	–
67	536477	MENDES Jonna	USA	92	86 (25)	–	–	6 (54)	–
68	295265	CERESA Annalisa	ITA	84	–	84 (27)	–	–	–
69	515560	SCHILD Martina	SUI	81	58 (29)	–	–	23 (39)	–
69	55052	SCHNEIDER Tanja	AUT	81	46 (33)	–	–	35 (35)	–
71	55759	KIRCHGASSER Michaela	AUT	78	–	71 (30)	7 (56)	–	–
72	505260	HARGIN Janette	SWE	75	38 (37)	16 (46)	–	21 (44)	–





# AUDI FIS SKI WORLD CUP



## AUDI FIS SKI WORLD CUP 2004/05

### AFTER 2nd LADIES DOWNHILL OVERALL FIS WCSL LIST


Number of Competitors: 134

Rank	FIS Code	Name	Nation	WCSL	DH	SL	GS	SG	K
73	505632	LINDELL-VIKARBY Jessica	SWE	74	35 (39)	-	5 (58)	3 (61)	31 (7)
74	195912	DE LEYMARIE Florine	FRA	71	-	71 (30)	-	-	-
74	195837	MATTEL Magda	FRA	71	19 (44)	-	-	52 (32)	-
76	55596	WILHELM Kathrin	AUT	68	59 (28)	-	-	9 (52)	-
77	425443	BIRKELUND Karina	NOR	63	-	46 (36)	17 (44)	-	-
78	55588	RUMPFHUBER Ingrid	AUT	61	43 (34)	-	-	18 (45)	-
79	105884	KELLY Gail	CAN	54	-	-	54 (30)	-	-
80	295738	BACHMANN Silke	ITA	53	-	7 (50)	46 (33)	-	-
81	195215	VIDAL Vanessa	FRA	51	-	51 (33)	-	-	-
82	205392	HAEUSL Regina	GER	49	33 (40)	-	-	16 (50)	-
83	185058	RAITA Henna	FIN	48	-	48 (34)	-	-	-
84	425380	BREMSETH Lisa	NOR	47	-	47 (35)	-	-	-
84	106022	JANYK Britt	CAN	47	-	17 (45)	30 (34)	-	-
86	55691	SPONRING Christine	AUT	45	-	45 (37)	-	-	-
87	515092	GRUENENFELDER Corina	SUI	44	-	44 (38)	-	-	-
88	105662	LEFRANCOIS Anne Marie	CAN	43	39 (36)	-	-	4 (56)	-
88	55359	TRUPPE Karin	AUT	43	-	43 (39)	-	-	-
90	505760	PIETILAE-HOLMNER Maria	SWE	41	-	14 (48)	27 (36)	-	-
91	106402	VANDERBEEK Kelly	CAN	38	38 (37)	-	-	-	-
92	155047	ZAKOURILOVA Petra	CZE	37	-	37 (40)	-	-	-
93	195920	GIVELET Anne-Laure	FRA	36	19 (44)	-	-	17 (47)	-
94	106593	SPLAWINSKI Sophie	CAN	35	-	-	17 (44)	18 (45)	-
95	505271	EKMAN Susanne	SWE	33	-	29 (41)	4 (62)	-	-
96	515478	ALPIGER Ella	SUI	31	8 (53)	-	-	23 (39)	-
97	515429	DUMERMUTH Monika	SUI	28	24 (42)	-	-	4 (56)	-
98	515166	PIEREN Tanja	SUI	27	-	-	-	27 (36)	-
98	565037	SUHADOLC Mojca	SLO	27	2 (61)	-	2 (68)	23 (39)	-
100	195931	PELTIER Audrey	FRA	26	-	-	26 (37)	-	-
101	296217	COLETTI Alexandra	ITA	24	7 (54)	-	-	17 (47)	-
102	305287	HIROI Noriyo	JPN	23	-	23 (43)	-	-	-
102	515095	KUMMER Lilian	SUI	23	-	-	23 (38)	-	-
102	296008	MERIGHETTI Daniela	ITA	23	-	-	23 (38)	-	-
102	565097	PRETNAR Spela	SLO	23	-	23 (43)	-	-	-
106	55838	ZETTEL Kathrin	AUT	20	-	4 (57)	16 (46)	-	-
107	195868	MEILLEUR Karine	FRA	18	11 (52)	-	-	7 (53)	-
108	55290	HEREGGER Selina	AUT	16	16 (48)	-	-	-	-





# AUDI FIS SKI WORLD CUP



## AUDI FIS SKI WORLD CUP 2004/05

### AFTER 2nd LADIES DOWNHILL OVERALL FIS WCSL LIST

Number of Competitors: 134

Rank	FIS Code	Name	Nation	WCSL	DH	SL	GS	SG	K
108	355038	WALTER Jessica	LIE	16	-	16 (46)	-	-	-
110	295927	PLANATSCHER Magdalena	ITA	15	-	-	15 (48)	-	-
111	195905	COLOMBAN Emmanuelle	FRA	14	-	-	14 (49)	-	-
111	425389	NILSEN Stina Hofgard	NOR	14	-	-	14 (49)	-	-
111	296473	SIORPAES Wendy	ITA	14	14 (50)	-	-	-	-
114	515496	IMLIG Corinne	SUI	12	12 (51)	-	-	-	-
115	565207	DABIC Lea	SLO	11	-	-	-	-	11 (17)
115	195311	DUVILLARD Julie	FRA	11	3 (58)	-	4 (62)	4 (56)	-
117	296729	FANCHINI Nadia	ITA	10	-	-	5 (58)	5 (55)	-
118	537145	ROSS Lauren	USA	8	-	8 (49)	-	-	-
119	55383	BLASER Karin	AUT	7	7 (54)	-	-	-	-
119	55388	RAICH Carina	AUT	7	-	7 (50)	-	-	-
121	565268	DREV Ana	SLO	6	-	-	6 (57)	-	-
122	106527	ACTON Brigitte	CAN	5	-	-	5 (58)	-	-
122	305092	KASHIWAGI Kumiko	JPN	5	-	5 (53)	-	-	-
122	505351	OLOFSSON Sofie	SWE	5	-	5 (53)	-	-	-
122	536479	POWERS Alison	USA	5	5 (57)	-	-	-	-
126	505449	BENT Nike	SWE	4	-	-	-	4 (56)	-
126	195927	LAZIER Laurence	FRA	4	-	-	4 (62)	-	-
126	515403	MUELLER Tamara	SUI	4	-	-	-	4 (56)	-
129	537230	KELLEY Jessica C	USA	3	-	-	3 (66)	-	-
129	296073	MORANDINI Claudia	ITA	3	-	3 (58)	-	-	-
129	296091	PEZZEDI Emmi	ITA	3	-	3 (58)	-	-	-
129	55622	VIERTHALER Astrid	AUT	3	3 (58)	-	-	-	-
133	205872	HILD Ellen	GER	2	2 (61)	-	-	-	-
133	65038	PERSYN Karen	BEL	2	-	2 (60)	-	-	-

#### LEGEND

GS Giant Slalom points    SG Super-G points    DH Downhill points    WCSL Overall points    SL Slalom points  
K Combined points

04-12-2004 / Lake Louise (CAN) / 5371

Page 4/4

[www.fis-ski.com](http://www.fis-ski.com)

Generation Date: SAT 4 DEC 2004

Time: 14:10 Swatch Internet Time: @923

Document: 60B 1.0





# AUDI FIS SKI WORLD CUP




## AUDI FIS SKI WORLD CUP 2004/05 2nd LADIES DOWNHILL DOWNHILL FIS WORLD CUP STANDINGS

Rank	FIS Code	Name	Nation	3 DEC 2004 Lake Louise (CAN)		WC-DH Diff.
				1	2	
Number of Competitors: 37						
				4 DEC 2004 Lake Louise (CAN)		
1	205117	GERG Hilde	GER	60	100	160
2	537544	KILDOW Lindsey C.	USA	100	45	145 - 15
3	195374	MONTILLET-CARLES C.	FRA	80	60	140 - 20
4	55069	GOETSCHL Renate	AUT	45	80	125 - 35
5	55198	DORFMEISTER Michaela	AUT	50	32	82 - 78
6	205119	HALTMAYR Petra	GER	40	36	76 - 84
7	55261	OBERMOSER Brigitte	AUT	24	50	74 - 86
8	295588	KOSTNER Isolde	ITA	32	40	72 - 88
9	515409	BERTHOD Sylviane	SUI	36	22	58 - 102
9	536473	LALIVE Caroline	USA	29	29	58 - 102
11	385022	KOSTELIC Janica	CRO	20	26	46 - 114
11	55538	WIRTH Katja	AUT	22	24	46 - 114
13	195671	JACQUEMOD Ingrid	FRA	18	16	34 - 126
13	537446	MCCARTY Bryna	USA	14	20	34 - 126
15	505260	HARGIN Janette	SWE	13	18	31 - 129
16	505483	PAERSON Anja	SWE	15	14	29 - 131
17	515573	AUFDENBLATTEN Fraenzi	SUI	26	-	26 - 134
18	536138	CLARK Kirsten L	USA	11	11	22 - 138
19	295449	KLEON Barbara	ITA	10	9	19 - 141
20	537545	MANCUSO Julia	USA	16	-	16 - 144
20	105546	TURGEON Melanie	CAN	1	15	16 - 144
22	295136	CECCARELLI Daniela	ITA	5	10	15 - 145
23	515348	BORGHI Catherine	SUI	9	5	14 - 146
23	536477	MENDES Jonna	USA	12	2	14 - 146
25	105997	BRYDON Emily	CAN	-	13	13 - 147
26	106402	VANDERBEEK Kelly	CAN	-	12	12 - 148
27	505632	LINDELL-VIKARBY Jessica	SWE	-	9	9 - 151
28	515429	DUMERMUTH Monika	SUI	2	6	8 - 152
28	55596	WILHELM Kathrin	AUT	8	-	8 - 152
30	55383	BLASER Karin	AUT	7	-	7 - 153
30	105662	LEFRANCOIS Anne Marie	CAN	-	7	7 - 153
30	55590	SCHILD Marlies	AUT	7	-	7 - 153
33	295533	RECCHIA Lucia	ITA	5	-	5 - 155
34	55290	HEREGGER Selina	AUT	-	4	4 - 156





# AUDI FIS SKI WORLD CUP



---

## AUDI FIS SKI WORLD CUP 2004/05

2nd LADIES DOWNHILL

---

### DOWNHILL FIS WORLD CUP STANDINGS

---

Rank	FIS Code	Name	Nation	3 DEC 2004 Lake Louise (CAN)		WC-DH Diff.
				1	2	
35	55576	GOERGL Elisabeth	AUT	-	3	3 - 157
35	55622	VIERTHALER Astrid	AUT	3	-	3 - 157
37	225206	ALCOTT Chemmy	GBR	-	2	2 - 158

**LEGEND**  
**WC-DH** World Cup points for Downhill **Diff.** Points Difference  
 04-12-2004 / Lake Louise (CAN) / 5371





# AUDI FIS SKI WORLD CUP



## AUDI FIS SKI WORLD CUP 2004/05 2nd LADIES DOWNHILL OVERALL FIS WORLD CUP STANDINGS


Number of Competitors: 84

Rank	FIS Code	Name	Nation	Points	DH 2 races	SL 2 races	GS 2 races	SG	K
1	185140	POUTIAINEN Tanja	FIN	340	–	160 (1)	180 (1)	–	–
2	505483	PAERSON Anja	SWE	289	29 (16)	80 (5)	180 (1)	–	–
3	385022	KOSTELIC Janica	CRO	238	46 (11)	100 (2)	92 (3)	–	–
4	205117	GERG Hilde	GER	160	160 (1)	–	–	–	–
5	55069	GOETSCHL Renate	AUT	157	125 (4)	–	32 (16)	–	–
5	535825	KOZNICK Kristina	USA	157	–	100 (2)	57 (6)	–	–
7	537544	KILDOW Lindsey C.	USA	145	145 (2)	–	–	–	–
8	195374	MONTILLET-CARLES Carole	FRA	140	140 (3)	–	–	–	–
9	55198	DORFMEISTER Michaela	AUT	127	82 (5)	–	45 (11)	–	–
10	205378	ERTL Martina	GER	121	–	31 (21)	90 (4)	–	–
11	296259	MOELGG Manuela	ITA	100	–	100 (2)	–	–	–
12	55690	HOSP Nicole	AUT	79	–	50 (9)	29 (18)	–	–
13	205119	HALTMAYR Petra	GER	76	76 (6)	–	–	–	–
14	55261	OBERMOSER Brigitte	AUT	74	74 (7)	–	–	–	–
15	295588	KOSTNER Isolde	ITA	72	72 (8)	–	–	–	–
16	55576	GOERGL Elisabeth	AUT	67	3 (35)	18 (25)	46 (10)	–	–
17	195912	DE LEYMARIE Florine	FRA	62	–	62 (6)	–	–	–
17	295435	GIUS Nicole	ITA	62	–	36 (13)	26 (19)	–	–
17	295342	PUTZER Karen	ITA	62	–	7 (35)	55 (7)	–	–
20	505187	OTTOSSON Anna	SWE	61	–	10 (32)	51 (8)	–	–
21	495065	RIENDA CONTRERAS M.	SPA	60	–	–	60 (5)	–	–
22	515409	BERTHOD Sylviane	SUI	58	58 (9)	–	–	–	–
22	385032	JELUSIC Ana	CRO	58	–	58 (7)	–	–	–
22	536473	LALIVE Caroline	USA	58	58 (9)	–	–	–	–
22	537545	MANCUSO Julia	USA	58	16 (20)	26 (22)	16 (27)	–	–
26	55590	SCHILD Marlies	AUT	57	7 (30)	–	50 (9)	–	–
27	705287	ZUZULOVA Veronika	SVK	54	–	54 (8)	–	–	–
28	515268	NEF Sonja	SUI	50	–	15 (26)	35 (15)	–	–
29	55538	WIRTH Katja	AUT	46	46 (11)	–	–	–	–
30	515370	OESTER Marlies	SUI	45	–	9 (33)	36 (13)	–	–
30	195377	PASCAL Christel	FRA	45	–	45 (10)	–	–	–
32	195671	JACQUEMOD Ingrid	FRA	44	34 (13)	–	10 (31)	–	–
33	515573	AUFDENBLATTEN Fraenzi	SUI	42	26 (17)	–	16 (27)	–	–
34	195249	PEQUEGNOT Laure	FRA	40	–	40 (11)	–	–	–
34	536481	SCHLEPER Sarah	USA	40	–	40 (11)	–	–	–
34	515170	STYGER Nadia	SUI	40	–	–	40 (12)	–	–





# AUDI FIS SKI WORLD CUP



## AUDI FIS SKI WORLD CUP 2004/05 2nd LADIES DOWNHILL OVERALL FIS WORLD CUP STANDINGS

Number of Competitors: 84

Rank	FIS Code	Name	Nation	Points	DH 2 races	SL 2 races	GS 2 races	SG	K
37	205636	BERGMANN-SCHMUDERER	GER	36	-	36 (13)	-	-	-
37	505610	BORSSSEN Therese	SWE	36	-	36 (13)	-	-	-
37	55302	EGGER Sabine	AUT	36	-	36 (13)	-	-	-
37	385027	FLEISS Nika	CRO	36	-	36 (13)	-	-	-
37	205115	GERG Annemarie	GER	36	-	36 (13)	-	-	-
37	105884	KELLY Gail	CAN	36	-	-	36 (13)	-	-
43	537446	MCCARTY Bryna	USA	34	34 (13)	-	-	-	-
43	425458	VIKEN Line	NOR	34	-	34 (19)	-	-	-
45	155415	ZAHROBSKA Sarka	CZE	33	-	33 (20)	-	-	-
46	505260	HARGIN Janette	SWE	31	31 (15)	-	-	-	-
47	55313	ROHREGGER Eveline	AUT	30	-	-	30 (17)	-	-
48	505760	PIETILAE-HOLMNER Maria	SWE	29	-	14 (28)	15 (30)	-	-
49	295449	KLEON Barbara	ITA	28	19 (19)	-	9 (32)	-	-
50	536138	CLARK Kirsten L	USA	25	22 (18)	-	3 (37)	-	-
51	105741	FORSYTH Allison	CAN	24	-	-	24 (20)	-	-
52	425443	BIRKELUND Karina	NOR	23	-	6 (36)	17 (26)	-	-
52	537772	STIEGLER Resi	USA	23	-	15 (26)	8 (33)	-	-
54	55539	BERGER Silvia	AUT	22	-	-	22 (21)	-	-
54	55212	MEISSNITZER Alexandra	AUT	22	-	-	22 (21)	-	-
54	195215	VIDAL Vanessa	FRA	22	-	22 (23)	-	-	-
57	106056	SIMARD Genevieve	CAN	21	-	-	21 (23)	-	-
58	565243	MAZE Tina	SLO	20	-	-	20 (24)	-	-
58	55838	ZETTEL Kathrin	AUT	20	-	4 (38)	16 (27)	-	-
60	185058	RAITA Henna	FIN	19	-	19 (24)	-	-	-
61	206001	RIESCH Maria	GER	18	-	-	18 (25)	-	-
62	105546	TURGEON Melanie	CAN	16	16 (20)	-	-	-	-
63	295136	CECCARELLI Daniela	ITA	15	15 (22)	-	-	-	-
64	515348	BORGHI Catherine	SUI	14	14 (23)	-	-	-	-
64	425380	BREMSETH Lisa	NOR	14	-	14 (28)	-	-	-
64	536477	MENDES Jonna	USA	14	14 (23)	-	-	-	-
67	105997	BRYDON Emily	CAN	13	13 (25)	-	-	-	-
67	155047	ZAKOURILOVA Petra	CZE	13	-	13 (30)	-	-	-
69	106022	JANYK Britt	CAN	12	-	12 (31)	-	-	-
69	106402	VANDERBEEK Kelly	CAN	12	12 (26)	-	-	-	-
71	505632	LINDELL-VIKARBY Jessica	SWE	9	9 (27)	-	-	-	-
72	515429	DUMERMUTH Monika	SUI	8	8 (28)	-	-	-	-

04-12-2004 / Lake Louise (CAN) / 5371

Page 2/3

[www.fis-ski.com](http://www.fis-ski.com)

Generation Date: SAT 4 DEC 2004

Time: 14:10 Swatch Internet Time: @923


Document: 25B 1.0







# AUDI FIS SKI WORLD CUP



## AUDI FIS SKI WORLD CUP 2004/05 2nd LADIES DOWNHILL OVERALL FIS WORLD CUP STANDINGS

Number of Competitors: 84

Rank	FIS Code	Name	Nation	Points	DH 2 races	SL 2 races	GS 2 races	SG	K
72	537145	ROSS Lauren	USA	8	–	8 (34)	–	–	–
72	55596	WILHELM Kathrin	AUT	8	8 (28)	–	–	–	–
75	55383	BLASER Karin	AUT	7	7 (30)	–	–	–	–
75	105662	LEFRANCOIS Anne Marie	CAN	7	7 (30)	–	–	–	–
77	295738	BACHMANN Silke	ITA	6	–	–	6 (34)	–	–
77	565268	DREV Ana	SLO	6	–	–	6 (34)	–	–
79	296729	FANCHINI Nadia	ITA	5	–	–	5 (36)	–	–
79	505351	OLOFSSON Sofie	SWE	5	–	5 (37)	–	–	–
79	295533	RECCHIA Lucia	ITA	5	5 (33)	–	–	–	–
82	55290	HEREGGER Selina	AUT	4	4 (34)	–	–	–	–
83	55622	VIERTHALER Astrid	AUT	3	3 (35)	–	–	–	–
84	225206	ALCOTT Chemmy	GBR	2	2 (37)	–	–	–	–

### LEGEND

**GS** Giant Slalom points    **SG** Super-G points    **DH** Downhill points    **Points** Overall points    **SL** Slalom points  
**K** Combined points

04-12-2004 / Lake Louise (CAN) / 5371

Page 3/3

[www.fis-ski.com](http://www.fis-ski.com)

Generation Date: SAT 4 DEC 2004

Time: 14:10 Swatch Internet Time: @923

Document: 25B 1.0





# AUDI FIS SKI WORLD CUP



## AUDI FIS SKI WORLD CUP 2004/05

2nd LADIES DOWNHILL

### WOMEN FIS NATION CUP

Number of Nations: 16

Place	Nation	Points	Diff.	DH	SL	GS	SG	K
1	AUT <b>Austria</b>	<b>759</b>		359	108	292	-	-
2	USA <b>United States of America</b>	<b>562</b>	- 197	289	189	84	-	-
3	SWE <b>Sweden</b>	<b>460</b>	- 299	69	145	246	-	-
4	GER <b>Germany</b>	<b>447</b>	- 312	236	103	108	-	-
5	FIN <b>Finland</b>	<b>359</b>	- 400	-	179	180	-	-
6	ITA <b>Italy</b>	<b>355</b>	- 404	111	143	101	-	-
7	FRA <b>France</b>	<b>353</b>	- 406	174	169	10	-	-
8	CRO <b>Croatia</b>	<b>332</b>	- 427	46	194	92	-	-
9	SUI <b>Switzerland</b>	<b>257</b>	- 502	106	24	127	-	-
10	CAN <b>Canada</b>	<b>141</b>	- 618	48	12	81	-	-
11	NOR <b>Norway</b>	<b>71</b>	- 688	-	54	17	-	-
12	SPA <b>Spain</b>	<b>60</b>	- 699	-	-	60	-	-
13	SVK <b>Slovakia</b>	<b>54</b>	- 705	-	54	-	-	-
14	CZE <b>Czech Republic</b>	<b>46</b>	- 713	-	46	-	-	-
15	SLO <b>Slovenia</b>	<b>26</b>	- 733	-	-	26	-	-
16	GBR <b>Great Britain</b>	<b>2</b>	- 757	2	-	-	-	-





# AUDI FIS SKI WORLD CUP



## AUDI FIS SKI WORLD CUP 2004/05

2nd LADIES DOWNHILL

### FIS OVERALL NATION CUP


Number of Nations: 18

Place	Nation	Overall			DH Points			SL Points			GS Points			SG Points			K Points		
		M+W	M	W	M+W	M	W	M+W	M	W	M+W	M	W	M+W	M	W	M+W	M	W
1	AUT	<b>2013</b>	1254	759	<b>793</b>	434	359	<b>108</b>	-	108	<b>460</b>	168	292	<b>652</b>	652	-	-	-	-
2	USA	<b>1285</b>	723	562	<b>650</b>	361	289	<b>189</b>	-	189	<b>204</b>	120	84	<b>242</b>	242	-	-	-	-
3	SUI	<b>746</b>	489	257	<b>346</b>	240	106	<b>24</b>	-	24	<b>176</b>	49	127	<b>200</b>	200	-	-	-	-
4	ITA	<b>654</b>	299	355	<b>202</b>	91	111	<b>143</b>	-	143	<b>254</b>	153	101	<b>55</b>	55	-	-	-	-
5	FRA	<b>553</b>	200	353	<b>280</b>	106	174	<b>169</b>	-	169	<b>85</b>	75	10	<b>19</b>	19	-	-	-	-
6	SWE	<b>539</b>	79	460	<b>71</b>	2	69	<b>145</b>	-	145	<b>278</b>	32	246	<b>45</b>	45	-	-	-	-
7	GER	<b>494</b>	47	447	<b>249</b>	13	236	<b>103</b>	-	103	<b>108</b>	-	108	<b>34</b>	34	-	-	-	-
8	FIN	<b>421</b>	62	359	-	-	-	<b>179</b>	-	179	<b>242</b>	62	180	-	-	-	-	-	-
9	CRO	<b>332</b>	-	332	<b>46</b>	-	46	<b>194</b>	-	194	<b>92</b>	-	92	-	-	-	-	-	-
10	NOR	<b>300</b>	229	71	<b>109</b>	109	-	<b>54</b>	-	54	<b>26</b>	9	17	<b>111</b>	111	-	-	-	-
11	CAN	<b>261</b>	120	141	<b>102</b>	54	48	<b>12</b>	-	12	<b>117</b>	36	81	<b>30</b>	30	-	-	-	-
12	LIE	<b>97</b>	97	-	<b>29</b>	29	-	-	-	-	<b>10</b>	10	-	<b>58</b>	58	-	-	-	-
13	SPA	<b>60</b>	-	60	-	-	-	-	-	-	<b>60</b>	-	60	-	-	-	-	-	-
14	SVK	<b>54</b>	-	54	-	-	-	<b>54</b>	-	54	-	-	-	-	-	-	-	-	-
15	CZE	<b>46</b>	-	46	-	-	-	<b>46</b>	-	46	-	-	-	-	-	-	-	-	-
16	SLO	<b>26</b>	-	26	-	-	-	-	-	-	<b>26</b>	-	26	-	-	-	-	-	-
17	JPN	<b>7</b>	7	-	-	-	-	-	-	-	<b>7</b>	7	-	-	-	-	-	-	-
18	GBR	<b>4</b>	2	2	<b>4</b>	2	2	-	-	-	-	-	-	-	-	-	-	-	-





# AUDI FIS SKI WORLD CUP



## AUDI FIS SKI WORLD CUP 2004/05

AFTER 2nd LADIES DOWNHILL

### MANUFACTURERS STANDINGS WOMEN presented by "DIE PRESSE"

Number of Manufacturers: 8

Place	Manufacturer	Points	Diff.	DH	SL	GS	SG	K
1	VÖLKL	700		160	310	230	-	-
2	SALOMON	670	- 30	125	265	280	-	-
3	ROSSIGNOL	515	- 185	285	80	150	-	-
4	ATOMIC	140	- 560	50	-	90	-	-
5	FISCHER	80	- 620	80	-	-	-	-
6	DYNASTAR	50	- 650	-	50	-	-	-
6	BLIZZARD	50	- 650	50	-	-	-	-
8	DYNAMIC	45	- 655	-	45	-	-	-





# AUDI FIS SKI WORLD CUP



## AUDI FIS SKI WORLD CUP 2004/05

AFTER 2nd LADIES DOWNHILL

### MANUFACTURERS STANDINGS OVERALL presented by "DIE PRESSE"

Number of Manufacturers: 10

Place	Manufacturer	Overall			DH Points			SL Points			GS Points			SG Points			K Points		
		M+W	M	W	M+W	M	W	M+W	M	W	M+W	M	W	M+W	M	W	M+W	M	W
1	ATOMIC	<b>1375</b>	1235	140	<b>660</b>	610	50	-	-	-	<b>250</b>	160	90	<b>465</b>	465	-	-	-	-
2	SALOMON	<b>790</b>	120	670	<b>125</b>	-	125	<b>265</b>	-	265	<b>360</b>	80	280	<b>40</b>	40	-	-	-	-
3	VÖLKL	<b>700</b>	-	700	<b>160</b>	-	160	<b>310</b>	-	310	<b>230</b>	-	230	-	-	-	-	-	-
4	ROSSIGNOL	<b>565</b>	50	515	<b>335</b>	50	285	<b>80</b>	-	80	<b>150</b>	-	150	-	-	-	-	-	-
5	FISCHER	<b>400</b>	320	80	<b>170</b>	90	80	-	-	-	<b>85</b>	85	-	<b>145</b>	145	-	-	-	-
6	DYNASTAR	<b>100</b>	50	50	-	-	-	<b>50</b>	-	50	<b>50</b>	50	-	-	-	-	-	-	-
7	STÖCKLI	<b>50</b>	50	-	-	-	-	-	-	-	-	-	-	<b>50</b>	50	-	-	-	-
7	BLIZZARD	<b>50</b>	-	50	<b>50</b>	-	50	-	-	-	-	-	-	-	-	-	-	-	-
7	HEAD	<b>50</b>	50	-	-	-	-	-	-	-	-	-	-	<b>50</b>	50	-	-	-	-
10	DYNAMIC	<b>45</b>	-	45	-	-	-	<b>45</b>	-	45	-	-	-	-	-	-	-	-	-

