

AUDI FIS SKI WORLD CUP 2014/15 Åre (SWE)



6th LADIES' GIANT SLALOM ALPHABETICAL LIST OF COMPETITORS

Number of Competitors: 59, Number of NSA: 18

NSA	FIS Code	Name	FIS Points (12th of March 2015 - List 10)									
			DH		SL		GS		SG		SC	
AUT (10)	55898	BREM Eva-Maria	191.49	(767)	9.07	(50)	2.50	(3)	113.58	(991)	53.42	(161)
	56217	BRUNNER Stephanie	187.83	(760)	17.79	(133)	8.55	(54)	37.85	(207)	279.93	(930)
	55947	FENNINGER Anna	0.00	(1)	62.33	(1080)	0.00	(1)	0.00	(1)	1.03	(2)
	55750	FISCHBACHER Andrea	5.92	(28)	338.85	(3571)	5.96	(28)	26.39	(140)	91.98	(322)
	55759	KIRCHGASSER Michaela	48.67	(143)	4.93	(12)	4.96	(15)	25.84	(138)	3.03	(4)
	56087	SIEBENHOFER Ramona	14.78	(41)	16.53	(117)	13.95	(113)	10.19	(37)	5.51	(20)
	55977	THALMANN Carmen	355.91	(1028)	5.07	(13)	6.50	(40)	178.92	(1559)	111.92	(412)
	56315	TRUPPE Katharina	-		6.71	(36)	12.55	(90)	91.14	(765)	306.32	(988)
	56126	ZELLER Lisa-Maria	49.23	(146)	9.81	(58)	14.86	(126)	35.52	(191)	59.14	(183)
55838	ZETTEL Kathrin	36.20	(104)	2.83	(4)	2.97	(5)	16.49	(72)	2.75	(3)	
CAN (4)	107387	CRAWFORD Candace	88.11	(333)	12.48	(77)	6.88	(45)	16.99	(75)	46.15	(130)
	105269	GAGNON Marie-Michele	41.62	(121)	4.53	(11)	5.87	(26)	14.79	(61)	4.65	(8)
	106825	PREFONTAINE Marie-Pier	62.72	(195)	48.81	(718)	5.36	(21)	15.15	(62)	44.74	(123)
	107532	TOMMY Mikaela	68.10	(223)	20.23	(164)	6.60	(43)	16.37	(70)	49.50	(144)
FRA (7)	196725	BARIOZ Taina	86.25	(321)	7.59	(43)	10.12	(69)	90.36	(759)	96.02	(342)
	196726	BARTHET Anne-Sophie	80.75	(288)	7.50	(40)	6.00	(31)	19.90	(95)	5.82	(26)
	197319	BAUD Adeline	98.09	(388)	9.35	(54)	5.51	(25)	25.35	(133)	26.77	(56)
	196179	BERTRAND Marion	822.63	(1218)	11.69	(69)	7.00	(47)	101.03	(858)	306.86	(990)
	197124	FRASSE SOMBET Coralie	38.10	(113)	23.44	(212)	7.88	(49)	20.02	(96)	70.04	(233)
	197215	MASSIOS Marie	105.26	(417)	30.63	(320)	9.92	(65)	54.84	(358)	123.62	(491)
	196928	WORLEY Tessa	32.48	(91)	20.34	(166)	4.65	(13)	12.58	(47)	37.58	(89)
GBR (1)	225525	TILLEY Alexandra	304.05	(964)	13.61	(86)	6.00	(31)	35.95	(192)	163.75	(647)
GER (1)	206444	HOESL Simona	93.77	(360)	20.19	(162)	9.03	(58)	25.20	(132)	46.09	(129)
ITA (9)	298124	AGNELLI Nicole	189.54	(764)	14.43	(97)	6.07	(39)	73.61	(561)	113.91	(422)
	299276	BASSINO Marta	32.87	(92)	40.45	(513)	6.00	(31)	34.71	(189)	45.64	(128)
	297601	BRIGNONE Federica	42.26	(126)	12.00	(74)	3.73	(9)	5.97	(28)	20.73	(45)
	297910	CURTONI Elena	35.88	(103)	19.23	(151)	11.21	(81)	5.11	(13)	5.75	(24)
	296509	CURTONI Irene	629.20	(1191)	5.94	(27)	5.08	(18)	556.58	(2210)	530.44	(1222)
	296729	FANCHINI Nadia	5.46	(22)	53.60	(850)	4.37	(12)	4.72	(12)	262.22	(887)
	297171	FANCHINI Sabrina	61.37	(188)	13.00	(80)	10.76	(73)	51.26	(327)	104.49	(377)
297702	MARSAGLIA Francesca	22.44	(60)	41.34	(536)	5.88	(27)	5.41	(16)	4.20	(7)	

13-03-2015 / Åre (SWE) / 5202

Page 1/2

Data Processing by LONGINES

www.fis-ski.com

LONGINES Timing

Generation Date: FRI 13 MAR 2015

Time: 12:00

Document: 32E 1.0



6th LADIES' GIANT SLALOM
ALPHABETICAL LIST OF COMPETITORS

Number of Competitors: 59, Number of NSA: 18

NSA	FIS Code	Name	FIS Points (12th of March 2015 - List 10)				
			DH	SL	GS	SG	SC
ITA (9)	296259	MOELGG Manuela	426.74 (1093)	5.99 (29)	5.46 (23)	583.92 (2223)	789.62 (1326)
	JPN (2)	307493	ANDO Asa	-	16.33 (114)	13.45 (102)	63.06 (442)
306249		HASEGAWA Emi	999.00 (1236)	6.00 (31)	6.55 (42)	85.00 (701)	118.44 (452)
LAT (1)	555018	GASUNA Lelde	581.54 (1169)	24.44 (225)	51.59 (931)	435.00 (2146)	370.23 (1096)
LIE (1)	355050	WEIRATHER Tina	2.61 (6)	97.02 (1933)	3.95 (10)	3.94 (8)	13.08 (36)
NOR (1)	425771	LOESETH Nina	999.00 (1236)	4.12 (8)	4.90 (14)	108.35 (927)	100.07 (362)
NZL (1)	415205	HUDSON Piera	-	39.65 (496)	26.41 (314)	45.35 (266)	88.94 (311)
POL (1)	435334	GASIENICA-DANIEL Maryna	94.75 (364)	32.54 (356)	17.02 (152)	41.45 (232)	68.08 (223)
RUS (1)	485731	ROMANOVA Anastasia	225.27 (845)	27.68 (273)	10.27 (71)	60.74 (415)	150.32 (603)
SLO (4)	565268	DREV Ana	789.44 (1215)	55.42 (898)	6.00 (31)	37.90 (208)	45.00 (125)
	565331	LAVTAR Katarina	135.04 (591)	7.16 (38)	6.00 (31)	43.56 (250)	72.71 (243)
	565243	MAZE Tina	0.50 (3)	2.54 (3)	3.03 (6)	1.80 (3)	0.00 (1)
	565373	ROBNIK Tina	49.92 (148)	18.26 (141)	14.30 (117)	29.01 (160)	33.33 (74)
SUI (4)	515747	GISIN Dominique	4.34 (12)	35.29 (412)	5.30 (20)	5.32 (15)	4.82 (10)
	516138	GUT Lara	1.84 (4)	58.91 (997)	5.08 (18)	2.35 (4)	4.65 (8)
	516280	HOLDENER Wendy	28.29 (83)	4.10 (7)	6.69 (44)	16.45 (71)	4.96 (13)
	516268	WILD Simone	323.82 (991)	28.01 (278)	10.81 (75)	36.71 (199)	89.94 (315)
SVK (1)	705423	VLHOVA Petra	-	6.00 (31)	21.10 (225)	46.81 (289)	162.23 (642)
SWE (8)	506350	EKLUND Nathalie	355.65 (1027)	6.15 (33)	14.39 (119)	110.31 (954)	189.59 (733)
	505679	HANSDOTTER Frida	458.40 (1109)	0.81 (2)	5.37 (22)	289.08 (1972)	202.71 (763)
	506399	HECTOR Sara	43.69 (128)	13.77 (88)	3.37 (7)	32.73 (180)	14.88 (39)
	505632	LINDELL-VIKARBY Jessica	69.43 (228)	50.83 (768)	3.43 (8)	20.17 (98)	124.38 (500)
	505760	PIETILAE-HOLMNER Maria	151.73 (662)	3.37 (6)	4.02 (11)	112.77 (980)	104.61 (379)
	506348	STAALNACKE Ylva	159.93 (687)	15.37 (103)	6.00 (31)	72.43 (539)	271.41 (919)
	506146	SWENN-LARSSON Anna	940.41 (1230)	5.44 (19)	9.40 (60)	148.47 (1308)	161.96 (641)
	506341	WIKSTROEM Emelie	122.43 (520)	5.78 (25)	18.88 (192)	63.45 (450)	167.90 (668)
USA (2)	538284	MCJAMES Megan	119.25 (504)	16.69 (121)	13.41 (100)	20.23 (100)	55.23 (169)
	6535237	SHIFFRIN Mikaela	133.02 (582)	0.00 (1)	2.31 (2)	28.52 (154)	172.32 (681)

LEGEND	DH Downhill	SL Slalom	GS Giant Slalom	SG Super-G	SC Alpine Combined
---------------	--------------------	------------------	------------------------	-------------------	---------------------------

13-03-2015 / Åre (SWE) / 5202

Page 2/2

Data Processing by LONGINES

www.fis-ski.com

LONGINES Timing

Generation Date: FRI 13 MAR 2015

Time: 12:00

Document: 32E 1.0

TITLE SPONSOR




INTERNATIONAL SPONSORS



OFFICIAL TIMEKEEPER





AUDI FIS SKI WORLD CUP 2014/15

Åre (SWE)



6th LADIES' GIANT SLALOM

DRAW LIST BY POINTS

FRI 13 MAR 2015

Number of Competitors: 59, Number of NSA: 18 Ranked 100 in the FIS List: MCJAMES M. FIS Pts: 13.41

No.	FIS Code	Name	NSA	WCSL-GS	WCSL-O	FIS-GS
1	55947	FENNINGER Anna	AUT	591 (1)	1874 (1)	0.00 (1)
2	6535237	SHIFFRIN Mikaela	USA	378 (2)	1105 (3)	2.31 (2)
3	55898	BREM Eva-Maria	AUT	360 (3)	376 (20)	2.50 (3)
4	55838	ZETTEL Kathrin	AUT	317 (5)	827 (6)	2.97 (4)
5	565243	MAZE Tina	SLO	311 (6)	1857 (2)	3.03 (5)
6	506399	HECTOR Sara	SWE	280 (7)	321 (26)	3.37 (6)
7	505632	LINDELL-VIKARBY Jessica	SWE	274 (8)	281 (30)	3.43 (7)
8	297601	BRIGNONE Federica	ITA	247 (9)	325 (25)	3.73 (8)
9	355050	WEIRATHER Tina	LIE	226 (10)	791 (8)	3.95 (9)
10	505760	PIETILAE-HOLMNER Maria	SWE	220 (11)	569 (12)	4.02 (10)
11	296729	FANCHINI Nadia	ITA	188 (12)	472 (14)	4.37 (11)
12	196928	WORLEY Tessa	FRA	162 (13)	195 (39)	4.65 (12)
13	425771	LOESETH Nina	NOR	139 (14)	404 (17)	4.90 (13)
14	55759	KIRCHGASSER Michaela	AUT	133 (15)	399 (18)	4.96 (14)
15	516138	GUT Lara	SUI	122 (18)	941 (5)	5.08 (16)
16	+500 505679	HANSDOTTER Frida	SWE	95 (22)	731 (9)	5.37 (19)
17	296509	CURTONI Irene	ITA	122 (18)	183 (40)	5.08 (15)
18	515747	GISIN Dominique	SUI	102 (20)	450 (15)	5.30 (17)
19	106825	PREFONTAINE Marie-Pier	CAN	96 (21)	96 (62)	5.36 (18)
20	296259	MOELGG Manuela	ITA	87 (23)	142 (52)	5.46 (20)
21	197319	BAUD Adeline	FRA	82 (25)	134 (57)	5.51 (21)
22	105269	GAGNON Marie-Michele	CAN	49 (26)	357 (22)	5.87 (22)
23	297702	MARSAGLIA Francesca	ITA	48 (27)	225 (36)	5.88 (23)
24	55750	FISCHBACHER Andrea	AUT	41 (28)	131 (58)	5.96 (24)
25	565268	DREV Ana	SLO	36 (31)	36 (88)	6.00 (25)
26	298124	AGNELLI Nicole	ITA	29 (32)	29 (93)	6.07 (31)
27	196179	BERTRAND Marion	FRA	25 (33)	28 (94)	7.00 (37)
28	299276	BASSINO Marta	ITA	22 (36)	28 (94)	6.00 (30)
29	196726	BARTHET Anne-Sophie	FRA	19 (39)	71 (73)	6.00 (26)
30	196725	BARIOZ Taina	FRA	17 (40)	35 (89)	10.12 (43)
31	56087	SIEBENHOFER Ramona	AUT	17 (40)	69 (75)	> 13.95 (51)
32	565331	LAVTAR Katarina	SLO	14 (43)	14 (109)	6.00 (27)
33	506348	STAALNACKE Ylva	SWE	-	-	6.00 (28)
34	225525	TILLEY Alexandra	GBR	-	-	6.00 (29)
35	55977	THALMANN Carmen	AUT	5 (51)	163 (43)	6.50 (32)
36	306249	HASEGAWA Emi	JPN	9 (47)	12 (110)	6.55 (33)
37	107532	TOMMY Mikaela	CAN	-	-	6.60 (34)

13-03-2015 / Åre (SWE) / 5202

Page 1/2

Data Processing by LONGINES

www.fis-ski.com

LONGINES Timing

Generation Date: FRI 13 MAR 2015

Time: 12:00

Document: 45A 1.0



Number of Competitors: 59, Number of NSA: 18 Ranked 100 in the FIS List: MCJAMES M. FIS Pts: 13.41

No.	FIS Code	Name	NSA	WCSL-GS	WCSL-O	FIS-GS
38	516280	HOLDENER Wendy	SUI	12 (45)	319 (27)	6.69 (35)
39	107387	CRAWFORD Candace	CAN	-	6 (125)	6.88 (36)
40	197124	FRASSE SOMBET Coralie	FRA	-	-	7.88 (38)
41	56217	BRUNNER Stephanie	AUT	-	-	8.55 (39)
42	206444	HOESL Simona	GER	4 (54)	4 (132)	9.03 (40)
43	506146	SWENN-LARSSON Anna	SWE	-	117 (60)	9.40 (41)
44	197215	MASSIOS Marie	FRA	-	-	9.92 (42)
45	485731	ROMANOVA Anastasia	RUS	-	-	10.27 (44)
46	297171	FANCHINI Sabrina	ITA	4 (54)	4 (132)	10.76 (45)
47	516268	WILD Simone	SUI	-	-	10.81 (46)
48	297910	CURTONI Elena	ITA	16 (42)	171 (41)	11.21 (47)
49	56315	TRUPPE Katharina	AUT	-	-	12.55 (48)
50	538284	MCJAMES Megan	USA	8 (48)	8 (119)	= 13.41 (49)
51	307493	ANDO Asa	JPN	-	-	> 13.45 (50)
52	565373	ROBNIK Tina	SLO	-	-	> 14.30 (52)
53	506350	EKLUND Nathalie	SWE	6 (50)	48 (79)	> 14.39 (53)
54	56126	ZELLER Lisa-Maria	AUT	-	-	> 14.86 (54)
55	435334	GASIENICA-DANIEL Maryna	POL	-	-	> 17.02 (55)
56	506341	WIKSTROEM Emelie	SWE	-	78 (71)	> 18.88 (56)
57	705423	VLHOVA Petra	SVK	-	27 (96)	> 21.10 (57)
58	415205	HUDSON Piera	NZL	-	-	> 26.41 (58)
59	555018	GASUNA Lelde	LAT	-	-	> 51.59 (59)

LEGEND

+500 More than 500 points on WCSL-O after 15th place or after 30th place
WCSL-GS World Cup Start List points for Giant Slalom
FIS-GS FIS points for Giant Slalom
WCSL-O No. Overall WCSL points Control Number

13-03-2015 / Åre (SWE) / 5202

Page 2/2

Data Processing by LONGINES

www.fis-ski.com

LONGINES Timing

Generation Date: FRI 13 MAR 2015

Time: 12:00

Document: 45A 1.0

TITLE SPONSOR



INTERNATIONAL SPONSORS



OFFICIAL TIMEKEEPER





AUDI FIS SKI WORLD CUP 2014/15

Åre (SWE)



6th LADIES' GIANT SLALOM 1st RUN

START LIST

FRI 13 MAR 2015
Start Time: 16:00

Jury			Technical Data	
TD FIS	R. HAPPONEN	FIN	Course Name	Olympia
Referee	A. SKAARDAL	FIS	Start Altitude	796 m
Assistant Referee	M. MAYR	FIS	Finish Altitude	396 m
Chief of Race	J. HYLLIENMARK	SWE	Vertical Drop	400 m
			Homologation Number	7991/11/05

Race Information 1st Run			Race Information 2nd Run		
Course Setter	L. MAGONI	ITA	Course Setter	V. GHIRARDI	SLO
Number of Gates	51		Number of Gates		
Turning Gates	49		Turning Gates		
Start Time	16:00		Start Time	19:00	
Forerunners	A - E. ARLEDAL	SWE	Forerunners	A - E. ARLEDAL	SWE
	B - E. OLOFSSON	SWE		B - E. OLOFSSON	SWE
	C - S. NORDIN PETERSSON	SWE		C - S. NORDIN PETERSSON	SWE

Number of Competitors: 59, Number of NSA: 18

Bib	FIS Code	Name	Year of Birth	NSA	Time	Ski
1	55898	BREM Eva-Maria	1988	AUT		Voelkl
2	6535237	SHIFFRIN Mikaela	1995	USA		Atomic
3	506399	HECTOR Sara	1992	SWE		Head
4	55838	ZETTEL Kathrin	1986	AUT		Atomic
5	505632	LINDELL-VIKARBY Jessica	1984	SWE		Rossignol
6	55947	FENNINGER Anna	1989	AUT		Head
7	565243	MAZE Tina	1983	SLO		Stoekli
8	505760	PIETILAE-HOLMNER Maria	1986	SWE		Rossignol
9	355050	WEIRATHER Tina	1989	LIE		Atomic
10	516138	GUT Lara	1991	SUI		Rossignol
11	425771	LOESETH Nina	1989	NOR		Voelkl
12	296509	CURTONI Irene	1985	ITA		Rossignol
13	196928	WORLEY Tessa	1989	FRA		Rossignol
14	296729	FANCHINI Nadia	1986	ITA		Dynastar
15	297601	BRIGNONE Federica	1990	ITA		Rossignol
16	55759	KIRCHGASSER Michaela	1985	AUT		Atomic
17	505679	HANSDOTTER Frida	1985	SWE		Rossignol
18	515747	GISIN Dominique	1985	SUI		Dynastar
19	106825	PREFONTAINE Marie-Pier	1988	CAN		Rossignol
20	296259	MOELGG Manuela	1983	ITA		Rossignol
21	197319	BAUD Adeline	1992	FRA		Rossignol
22	105269	GAGNON Marie-Michele	1989	CAN		Rossignol

13-03-2015 / Åre (SWE) / 5202

Page 1/2

Data Processing by LONGINES

www.fis-ski.com

LONGINES Timing

Generation Date: FRI 13 MAR 2015


Time: 10:20

Document: 51A 1.0



Number of Competitors: 59, Number of NSA: 18

Bib	FIS Code	Name	Year of Birth	NSA	Time	Ski
23	297702	MARSAGLIA Francesca	1990	ITA	_____	Voelkl
24	55750	FISCHBACHER Andrea	1985	AUT	_____	Voelkl
25	565268	DREV Ana	1985	SLO	_____	Voelkl
26	298124	AGNELLI Nicole	1992	ITA	_____	Elan
27	196179	BERTRAND Marion	1984	FRA	_____	Head
28	299276	BASSINO Marta	1996	ITA	_____	Salomon
29	196726	BARTHET Anne-Sophie	1988	FRA	_____	Head
30	196725	BARIOZ Taina	1988	FRA	_____	Head
31	56087	SIEBENHOFER Ramona	1991	AUT	_____	Head
32	565331	LAVTAR Katarina	1988	SLO	_____	Voelkl
33	506348	STAALNACKE Ylva	1992	SWE	_____	Voelkl
34	225525	TILLEY Alexandra	1993	GBR	_____	Head
35	55977	THALMANN Carmen	1989	AUT	_____	Head
36	306249	HASEGAWA Emi	1986	JPN	_____	Atomic
37	107532	TOMMY Mikaela	1995	CAN	_____	Rossignol
38	516280	HOLDENER Wendy	1993	SUI	_____	Head
39	107387	CRAWFORD Candace	1994	CAN	_____	Head
40	197124	FRASSE SOMBET Coralie	1991	FRA	_____	Head
41	56217	BRUNNER Stephanie	1994	AUT	_____	Head
42	206444	HOESL Simona	1992	GER	_____	Stoeckli
43	506146	SWENN-LARSSON Anna	1991	SWE	_____	Head
44	197215	MASSIOS Marie	1992	FRA	_____	Head
45	485731	ROMANOVA Anastasia	1993	RUS	_____	Atomic
46	297171	FANCHINI Sabrina	1988	ITA	_____	Dynastar
47	516268	WILD Simone	1993	SUI	_____	_____
48	297910	CURTONI Elena	1991	ITA	_____	Head
49	56315	TRUPPE Katharina	1996	AUT	_____	Fischer
50	538284	MCJAMES Megan	1987	USA	_____	_____
51	307493	ANDO Asa	1996	JPN	_____	Atomic
52	565373	ROBNIK Tina	1991	SLO	_____	Fischer
53	506350	EKLUND Nathalie	1992	SWE	_____	Head
54	56126	ZELLER Lisa-Maria	1992	AUT	_____	Fischer
55	435334	GASIENICA-DANIEL Maryna	1994	POL	_____	_____
56	506341	WIKSTROEM Emelie	1992	SWE	_____	Voelkl
57	705423	VLHOVA Petra	1995	SVK	_____	Rossignol
58	415205	HUDSON Piera	1996	NZL	_____	Stoeckli
59	555018	GASUNA Lelde	1990	LAT	_____	_____



AUDI FIS SKI WORLD CUP 2014/15

Åre (SWE)



6th LADIES' GIANT SLALOM 1st RUN

OFFICIAL RESULTS

FRI 13 MAR 2015
Start Time: 16:00

Jury

TD FIS	R. HAPPONEN	FIN
Referee	A. SKAARDAL	FIS
Assistant Referee	M. MAYR	FIS
Chief of Race	J. HYLLIENMARK	SWE

Technical Data

Course Name	Olympia
Start Altitude	796 m
Finish Altitude	396 m
Vertical Drop	400 m
Homologation Number	7991/11/05

Race Information 1st Run

Course Setter	L. MAGONI	ITA
Number of Gates	51	
Turning Gates	49	
Start Time	16:00	
Forerunners	A - E. ARLEDAL	SWE
	B - E. OLOFSSON	SWE
	C - S. NORDIN PETERSSON	SWE

Race Information 2nd Run

Course Setter	V. GHIRARDI	SLO
Number of Gates		
Turning Gates		
Start Time	19:00	
Forerunners	A - E. ARLEDAL	SWE
	B - E. OLOFSSON	SWE
	C - S. NORDIN PETERSSON	SWE

Number of Competitors: 59, Number of NSA: 18

Rank	Bib	FIS Code	Name	Year of Birth	NSA	Time	Diff.	Ski
1	6	55947	FENNINGER Anna	1989	AUT	1:10.67		Head
2	4	55838	ZETTEL Kathrin	1986	AUT	1:11.17	0.50	Atomic
3	1	55898	BREM Eva-Maria	1988	AUT	1:11.23	0.56	Voelkl
4	3	506399	HECTOR Sara	1992	SWE	1:11.44	0.77	Head
5	14	296729	FANCHINI Nadia	1986	ITA	1:11.71	1.04	Dynastar
6	7	565243	MAZE Tina	1983	SLO	1:11.79	1.12	Stoekli
6	2	6535237	SHIFFRIN Mikaela	1995	USA	1:11.79	1.12	Atomic
8	9	355050	WEIRATHER Tina	1989	LIE	1:11.88	1.21	Atomic
9	28	299276	BASSINO Marta	1996	ITA	1:11.99	1.32	Salomon
10	8	505760	PIETILAE-HOLMNER Maria	1986	SWE	1:12.09	1.42	Rossignol
11	12	296509	CURTONI Irene	1985	ITA	1:12.19	1.52	Rossignol
12	5	505632	LINDELL-VIKARBY Jessica	1984	SWE	1:12.28	1.61	Rossignol
13	20	296259	MOELGG Manuela	1983	ITA	1:12.34	1.67	Rossignol
14	15	297601	BRIGNONE Federica	1990	ITA	1:12.35	1.68	Rossignol
15	16	55759	KIRCHGASSER Michaela	1985	AUT	1:12.52	1.85	Atomic
16	30	196725	BARIOZ Taina	1988	FRA	1:12.57	1.90	Head
17	17	505679	HANSDOTTER Frida	1985	SWE	1:12.61	1.94	Rossignol
18	19	106825	PREFONTAINE Marie-Pier	1988	CAN	1:12.63	1.96	Rossignol
19	25	565268	DREV Ana	1985	SLO	1:12.65	1.98	Voelkl
20	23	297702	MARSAGLIA Francesca	1990	ITA	1:12.85	2.18	Voelkl
20	13	196928	WORLEY Tessa	1989	FRA	1:12.85	2.18	Rossignol
22	10	516138	GUT Lara	1991	SUI	1:12.88	2.21	Rossignol

13-03-2015 / Åre (SWE) / 5202

Page 1/2

Data Processing by LONGINES

www.fis-ski.com

LONGINES Timing

Generation Date: FRI 13 MAR 2015

Time: 17:32

Document: 73B 1.0



Number of Competitors: 59, Number of NSA: 18


Rank	Bib	FIS Code	Name	Year of Birth	NSA	Time	Diff.	Ski
23	18	515747	GISIN Dominique	1985	SUI	1:13.21	2.54	Dynastar
24	21	197319	BAUD Adeline	1992	FRA	1:13.25	2.58	Rossignol
25	48	297910	CURTONI Elena	1991	ITA	1:13.30	2.63	Head
26	40	197124	FRASSE SOMBET Coralie	1991	FRA	1:13.34	2.67	Head
27	32	565331	LAVTAR Katarina	1988	SLO	1:13.37	2.70	Voelkl
28	27	196179	BERTRAND Marion	1984	FRA	1:13.50	2.83	Head
29	35	55977	THALMANN Carmen	1989	AUT	1:13.60	2.93	Head
29	11	425771	LOESETH Nina	1989	NOR	1:13.60	2.93	Voelkl
31	22	105269	GAGNON Marie-Michele	1989	CAN	1:13.80	3.13	Rossignol
32	53	506350	EKLUND Nathalie	1992	SWE	1:13.85	3.18	Head
33	41	56217	BRUNNER Stephanie	1994	AUT	1:13.98	3.31	Head
33	39	107387	CRAWFORD Candace	1994	CAN	1:13.98	3.31	Head
35	38	516280	HOLDENER Wendy	1993	SUI	1:14.01	3.34	Head
36	37	107532	TOMMY Mikaela	1995	CAN	1:14.11	3.44	Rossignol
37	26	298124	AGNELLI Nicole	1992	ITA	1:14.14	3.47	Elan
38	31	56087	SIEBENHOFER Ramona	1991	AUT	1:14.15	3.48	Head
39	36	306249	HASEGAWA Emi	1986	JPN	1:14.19	3.52	Atomic
40	42	206444	HOESL Simona	1992	GER	1:14.24	3.57	Stoeckli
41	55	435334	GASIENICA-DANIEL Maryna	1994	POL	1:14.35	3.68	
42	43	506146	SWENN-LARSSON Anna	1991	SWE	1:14.43	3.76	Head
43	47	516268	WILD Simone	1993	SUI	1:14.46	3.79	
44	33	506348	STAALNACKE Ylva	1992	SWE	1:14.51	3.84	Voelkl
45	50	538284	MCJAMES Megan	1987	USA	1:14.95	4.28	
46	44	197215	MASSIOS Marie	1992	FRA	1:15.05	4.38	Head
47	24	55750	FISCHBACHER Andrea	1985	AUT	1:15.26	4.59	Voelkl
48	46	297171	FANCHINI Sabrina	1988	ITA	1:15.30	4.63	Dynastar
49	57	705423	VLHOVA Petra	1995	SVK	1:15.38	4.71	Rossignol
50	51	307493	ANDO Asa	1996	JPN	1:15.74	5.07	Atomic
51	45	485731	ROMANOVA Anastasia	1993	RUS	1:16.09	5.42	Atomic
52	54	56126	ZELLER Lisa-Maria	1992	AUT	1:16.31	5.64	Fischer
53	59	555018	GASUNA Lelde	1990	LAT	1:16.47	5.80	

DID NOT START 1st RUN: 1 competitor

29	196726	BARTHET Anne-Sophie	1988	FRA				Head
----	--------	----------------------------	------	-----	--	--	--	------

DID NOT FINISH 1st RUN: 5 competitors

34	225525	TILLEY Alexandra	1993	GBR				Head
49	56315	TRUPPE Katharina	1996	AUT				Fischer
52	565373	ROBNIK Tina	1991	SLO				Fischer
56	506341	WIKSTROEM Emelie	1992	SWE				Voelkl
58	415205	HUDSON Piera	1996	NZL				Stoeckli



AUDI FIS SKI WORLD CUP 2014/15

Åre (SWE)



6th LADIES' GIANT SLALOM 2nd RUN

START LIST

FRI 13 MAR 2015
Start Time: 19:00

Race Information 2nd Run

Course Setter V. GHIRARDI SLO
Number of Gates 49
Turning Gates 46
Start Time 19:00

Technical Data

Course Name Olympia
Start Altitude 796 m
Finish Altitude 396 m
Vertical Drop 400 m
Homologation Number 7991/11/05

Forerunners A - E. ARLEDAL (SWE) B - E. OLOFSSON (SWE) C - S. NORDIN PETERSSON (SWE)

Number of Competitors: 30, Number of NSA: 10

Start Order	Bib	FIS Code	Name	Year of Birth	NSA	1st Run	Diff.	Rank	2nd Run	Total	Ski
1	11	425771	LOESETH Nina	1989	NOR	1:13.60	2.93	29			Voelkl
2	35	55977	THALMANN Carmen	1989	AUT	1:13.60	2.93	29			Head
3	27	196179	BERTRAND Marion	1984	FRA	1:13.50	2.83	28			Head
4	32	565331	LAVTAR Katarina	1988	SLO	1:13.37	2.70	27			Voelkl
5	40	197124	FRASSE SOMBET C.	1991	FRA	1:13.34	2.67	26			Head
6	48	297910	CURTONI Elena	1991	ITA	1:13.30	2.63	25			Head
7	21	197319	BAUD Adeline	1992	FRA	1:13.25	2.58	24			Rossignol
8	18	515747	GISIN Dominique	1985	SUI	1:13.21	2.54	23			Dynastar
9	10	516138	GUT Lara	1991	SUI	1:12.88	2.21	22			Rossignol
10	13	196928	WORLEY Tessa	1989	FRA	1:12.85	2.18	20			Rossignol
11	23	297702	MARSAGLIA Francesca	1990	ITA	1:12.85	2.18	20			Voelkl
12	25	565268	DREV Ana	1985	SLO	1:12.65	1.98	19			Voelkl
13	19	106825	PREFONTAINE M.	1988	CAN	1:12.63	1.96	18			Rossignol
14	17	505679	HANSDOTTER Frida	1985	SWE	1:12.61	1.94	17			Rossignol
15	30	196725	BARIOZ Taina	1988	FRA	1:12.57	1.90	16			Head
16	16	55759	KIRCHGASSER Michaela	1985	AUT	1:12.52	1.85	15			Atomic
17	15	297601	BRIGNONE Federica	1990	ITA	1:12.35	1.68	14			Rossignol
18	20	296259	MOELGG Manuela	1983	ITA	1:12.34	1.67	13			Rossignol
19	5	505632	LINDELL-VIKARBY J.	1984	SWE	1:12.28	1.61	12			Rossignol
20	12	296509	CURTONI Irene	1985	ITA	1:12.19	1.52	11			Rossignol
21	8	505760	PIETILAE-HOLMNER M.	1986	SWE	1:12.09	1.42	10			Rossignol
22	28	299276	BASSINO Marta	1996	ITA	1:11.99	1.32	9			Salomon
23	9	355050	WEIRATHER Tina	1989	LIE	1:11.88	1.21	8			Atomic
24	2	6535237	SHIFFRIN Mikaela	1995	USA	1:11.79	1.12	6			Atomic
25	7	565243	MAZE Tina	1983	SLO	1:11.79	1.12	6			Stoekli
26	14	296729	FANCHINI Nadia	1986	ITA	1:11.71	1.04	5			Dynastar
27	3	506399	HECTOR Sara	1992	SWE	1:11.44	0.77	4			Head
28	1	55898	BREM Eva-Maria	1988	AUT	1:11.23	0.56	3			Voelkl
29	4	55838	ZETTEL Kathrin	1986	AUT	1:11.17	0.50	2			Atomic
30	6	55947	FENNINGER Anna	1989	AUT	1:10.67	0.00	1			Head

13-03-2015 / Åre (SWE) / 5202

Page 1/1

Data Processing by LONGINES

www.fis-ski.com


LONGINES Timing

Generation Date: FRI 13 MAR 2015

Time: 18:03

Document: 51B 1.0





AUDI FIS SKI WORLD CUP 2014/15

Åre (SWE)



6th LADIES' GIANT SLALOM 2nd RUN

OFFICIAL RESULTS

FRI 13 MAR 2015
Start Time: 19:00

Jury

TD FIS	R. HAPPONEN	FIN
Referee	A. SKAARDAL	FIS
Assistant Referee	M. MAYR	FIS
Chief of Race	J. HYLLIENMARK	SWE

Technical Data

Course Name	Olympia
Start Altitude	796 m
Finish Altitude	396 m
Vertical Drop	400 m
Homologation Number	7991/11/05

Race Information 1st Run

Course Setter	L. MAGONI	ITA
Number of Gates	51	
Turning Gates	49	
Start Time	16:00	
Forerunners	A - E. ARLEDAL SWE B - E. OLOFSSON SWE C - S. NORDIN PETERSSON SWE	

Race Information 2nd Run

Course Setter	V. GHIRARDI	SLO
Number of Gates	49	
Turning Gates	46	
Start Time	19:00	
Forerunners	A - E. ARLEDAL SWE B - E. OLOFSSON SWE C - S. NORDIN PETERSSON SWE	

Number of Competitors: 59, Number of NSA: 18

F-factor: 980

Rank	Bib	FIS Code	Name	Year of Birth	NSA	1st Run	2nd Run	Total	Diff.	Race Points	Ski
1	6	55947	FENNINGER Anna	1989	AUT	1:10.67	1:13.53	2:24.20		0.00	Head
2	14	296729	FANCHINI Nadia	1986	ITA	1:11.71	1:13.20	2:24.91	0.71	4.83	Dynastar
3	1	55898	BREM Eva-Maria	1988	AUT	1:11.23	1:14.04	2:25.27	1.07	7.27	Voelkl
4	2	6535237	SHIFFRIN Mikaela	1995	USA	1:11.79	1:13.50	2:25.29	1.09	7.41	Atomic
5	15	297601	BRIGNONE Federica	1990	ITA	1:12.35	1:12.96	2:25.31	1.11	7.54	Rossignol
6	28	299276	BASSINO Marta	1996	ITA	1:11.99	1:13.34	2:25.33	1.13	7.68	Salomon
7	3	506399	HECTOR Sara	1992	SWE	1:11.44	1:14.09	2:25.53	1.33	9.04	Head
8	30	196725	BARIOZ Taina	1988	FRA	1:12.57	1:13.12	2:25.69	1.49	10.13	Head
9	10	516138	GUT Lara	1991	SUI	1:12.88	1:12.84	2:25.72	1.52	10.33	Rossignol
10	20	296259	MOELGG Manuela	1983	ITA	1:12.34	1:13.44	2:25.78	1.58	10.74	Rossignol
11	25	565268	DREV Ana	1985	SLO	1:12.65	1:13.15	2:25.80	1.60	10.87	Voelkl
11	17	505679	HANSDOTTER Frida	1985	SWE	1:12.61	1:13.19	2:25.80	1.60	10.87	Rossignol
13	4	55838	ZETTEL Kathrin	1986	AUT	1:11.17	1:14.69	2:25.86	1.66	11.28	Atomic
14	9	355050	WEIRATHER Tina	1989	LIE	1:11.88	1:14.19	2:26.07	1.87	12.71	Atomic
15	23	297702	MARSAGLIA Francesca	1990	ITA	1:12.85	1:13.32	2:26.17	1.97	13.39	Voelkl
16	12	296509	CURTONI Irene	1985	ITA	1:12.19	1:13.99	2:26.18	1.98	13.46	Rossignol
17	48	297910	CURTONI Elena	1991	ITA	1:13.30	1:12.96	2:26.26	2.06	14.00	Head
18	5	505632	LINDELL-VIKARBY Jessica	1984	SWE	1:12.28	1:14.03	2:26.31	2.11	14.34	Rossignol
19	8	505760	PIETILAE-HOLMNER Maria	1986	SWE	1:12.09	1:14.31	2:26.40	2.20	14.95	Rossignol
20	7	565243	MAZE Tina	1983	SLO	1:11.79	1:14.66	2:26.45	2.25	15.29	Stoeckli

#249

13-03-2015 / Åre (SWE) / 5202

Page 1/3

Data Processing by LONGINES

www.fis-ski.com

LONGINES Timing

Generation Date: FRI 13 MAR 2015

Time: 19:56

Document: 73C 1.0



Number of Competitors: 59, Number of NSA: 18

F-factor: 980

Rank	Bib	FIS Code	Name	Year of Birth	NSA	1st Run	2nd Run	Total	Diff.	Race Points	Ski
21	13	196928	WORLEY Tessa	1989	FRA	1:12.85	1:13.86	2:26.71	2.51	17.06	Rossignol
22	32	565331	LAVTAR Katarina	1988	SLO	1:13.37	1:13.40	2:26.77	2.57	17.47	Voelkl
23	27	196179	BERTRAND Marion	1984	FRA	1:13.50	1:13.32	2:26.82	2.62	17.81	Head
23	18	515747	GISIN Dominique	1985	SUI	1:13.21	1:13.61	2:26.82	2.62	17.81	Dynastar
25	40	197124	FRASSE SOMBET Coralie	1991	FRA	1:13.34	1:13.72	2:27.06	2.86	19.44	Head
26	19	106825	PREFONTAINE Marie-Pier	1988	CAN	1:12.63	1:14.44	2:27.07	2.87	19.50	Rossignol
27	35	55977	THALMANN Carmen	1989	AUT	1:13.60	1:13.79	2:27.39	3.19	21.68	Head
28	11	425771	LOESETH Nina	1989	NOR	1:13.60	1:14.15	2:27.75	3.55	24.13	Voelkl

DID NOT QUALIFY FOR 2nd RUN: 23 competitors

22	105269	GAGNON Marie-Michele	1989	CAN	1:13.80						Rossignol
53	506350	EKLUND Nathalie	1992	SWE	1:13.85						Head
41	56217	BRUNNER Stephanie	1994	AUT	1:13.98						Head
39	107387	CRAWFORD Candace	1994	CAN	1:13.98						Head
38	516280	HOLDENER Wendy	1993	SUI	1:14.01						Head
37	107532	TOMMY Mikaela	1995	CAN	1:14.11						Rossignol
26	298124	AGNELLI Nicole	1992	ITA	1:14.14						Elan
31	56087	SIEBENHOFER Ramona	1991	AUT	1:14.15						Head
36	306249	HASEGAWA Emi	1986	JPN	1:14.19						Atomic
42	206444	HOESL Simona	1992	GER	1:14.24						Stoekli
55	435334	GASIENICA-DANIEL Maryna	1994	POL	1:14.35						
43	506146	SWENN-LARSSON Anna	1991	SWE	1:14.43						Head
47	516268	WILD Simone	1993	SUI	1:14.46						
33	506348	STAALNACKE Ylva	1992	SWE	1:14.51						Voelkl
50	538284	MCJAMES Megan	1987	USA	1:14.95						
44	197215	MASSIOS Marie	1992	FRA	1:15.05						Head
24	55750	FISCHBACHER Andrea	1985	AUT	1:15.26						Voelkl
46	297171	FANCHINI Sabrina	1988	ITA	1:15.30						Dynastar
57	705423	VLHOVA Petra	1995	SVK	1:15.38						Rossignol
51	307493	ANDO Asa	1996	JPN	1:15.74						Atomic
45	485731	ROMANOVA Anastasia	1993	RUS	1:16.09						Atomic
54	56126	ZELLER Lisa-Maria	1992	AUT	1:16.31						Fischer
59	555018	GASUNA Lelde	1990	LAT	1:16.47						

DID NOT START 1st RUN: 1 competitor

29	196726	BARTHET Anne-Sophie	1988	FRA							Head
----	--------	---------------------	------	-----	--	--	--	--	--	--	------

DID NOT FINISH 1st RUN: 5 competitors

34	225525	TILLEY Alexandra	1993	GBR							Head
49	56315	TRUPPE Katharina	1996	AUT							Fischer
52	565373	ROBNIK Tina	1991	SLO							Fischer
56	506341	WIKSTROEM Emelie	1992	SWE							Voelkl
58	415205	HUDSON Piera	1996	NZL							Stoekli

DID NOT FINISH 2nd RUN: 2 competitors

16	55759	KIRCHGASSER Michaela	1985	AUT							Atomic
21	197319	BAUD Adeline	1992	FRA							Rossignol

#249 _____

Technical Delegate:
R. HAPPONEN (FIN) #249



AUDI FIS SKI WORLD CUP 2014/15

Åre (SWE)



6th LADIES' GIANT SLALOM PENALTY CALCULATION

FRI 13 MAR 2015

Best 10 at Finish

Rank	Bib	FIS Code	Name	NSA	FIS Points	Best 5	Race Points
1	6	55947	FENNINGER Anna	AUT	0.00	0.00	0.00
2	14	296729	FANCHINI Nadia	ITA	4.37		
3	1	55898	BREM Eva-Maria	AUT	2.50	2.50	7.27
4	2	6535237	SHIFFRIN Mikaela	USA	2.31	2.31	7.41
5	15	297601	BRIGNONE Federica	ITA	3.73	3.73	7.54
6	28	299276	BASSINO Marta	ITA	6.00		
7	3	506399	HECTOR Sara	SWE	3.37	3.37	9.04
8	30	196725	BARIOZ Taina	FRA	10.12		
9	10	516138	GUT Lara	SUI	5.08		
10	20	296259	MOELGG Manuela	ITA	5.46		


Best 5 FIS Points at Start

Rank	Bib	FIS Code	Name	NSA	FIS Points
1	6	55947	FENNINGER Anna	AUT	0.00
4	2	6535237	SHIFFRIN Mikaela	USA	2.31
3	1	55898	BREM Eva-Maria	AUT	2.50
13	4	55838	ZETTEL Kathrin	AUT	2.97
20	7	565243	MAZE Tina	SLO	3.03

TOTALS:			
FIS Points of Best 5 at Start (B)		<u>10.81</u>	
FIS Points of Best at Finish in Top 10 (A)			<u>11.91</u>
Race Points of Corresponding Competitors (C)			<u>31.26</u>
Calculated Penalty (A+B-C) : 10 =>		-0.854	
Rounded		-0.85	
Category Adder		0.00	
Correction Value (Z)		0.00	
Calculated Penalty		-0.85	
Penalty Applied		0.00	

Technical Delegate:
R. HAPONEN (FIN) #249





AUDI FIS SKI WORLD CUP 2014/15

Åre (SWE)



6th LADIES' GIANT SLALOM 2nd RUN

PERFORMANCE ANALYSIS 1

FRI 13 MAR 2015

Number of Competitors: 28

Rank	Bib	Name Ski	NSA	Positions			Partials			Difference		
				Pos.	Time	Rank	Pos.	Time	Rank	Time		
1	6	FENNINGER Anna Head	AUT	Run1:	Int1:	17.02	(6)	11-12:	24.52	(1)	0.30	
					Int2:	41.54	(1)	12-13:	17.77	(1)	0.00	
					Int3:	59.31	(1)	13-Fin:	11.36	(1)	0.00	
					Fin:	1:10.67	(1)				0.00	
					Run2:	Int1:	16.91	(10)	11-12:	25.56	(20)	0.33
						Int2:	42.47	(16)	12-13:	19.15	(2)	0.92
				Int3:		1:01.62	(11)	13-Fin:	11.91	(18)	0.59	
				Fin:		1:13.53	(14)				0.69	
				Total:	Int1:	1:27.58	(1)				0.00	
					Int2:	1:53.14	(1)				0.00	
					Int3:	2:12.29	(1)				0.00	
						Fin:	2:24.20	(1)			0.00	
				2	14	FANCHINI Nadia Dynastar	ITA	Run1:	Int1:	17.10	(10)	11-12:
Int2:	41.77	(5)	12-13:						18.24	(9)	0.23	
Int3:	1:00.01	(5)	13-Fin:						11.70	(14)	0.70	
Fin:	1:11.71	(5)									1.04	
Run2:	Int1:	16.58	(1)						11-12:	25.20	(10)	0.00
	Int2:	41.78	(3)						12-13:	19.53	(17)	0.23
	Int3:	1:01.31	(6)					13-Fin:	11.89	(14)	0.28	
	Fin:	1:13.20	(7)								0.36	
Total:	Int1:	1:28.29	(3)								0.71	
	Int2:	1:53.49	(2)								0.35	
	Int3:	2:13.02	(2)								0.73	
		Fin:	2:24.91					(2)			0.71	
3	1	BREM Eva-Maria Voelkl	AUT					Run1:	Int1:	17.00	(4)	11-12:
				Int2:	41.67	(3)	12-13:		17.94	(3)	0.13	
				Int3:	59.61	(3)	13-Fin:		11.62	(10)	0.30	
				Fin:	1:11.23	(3)					0.56	
				Run2:	Int1:	17.30	(27)		11-12:	25.15	(9)	0.72
					Int2:	42.45	(15)		12-13:	19.63	(23)	0.90
					Int3:	1:02.08	(20)	13-Fin:	11.96	(22)	1.05	
					Fin:	1:14.04	(21)				1.20	
				Total:	Int1:	1:28.53	(4)				0.95	
					Int2:	1:53.68	(3)				0.54	
					Int3:	2:13.31	(3)				1.02	
						Fin:	2:25.27	(3)			1.07	



Number of Competitors: 28

Rank	Bib	Name Ski	NSA	Positions			Partials			Difference				
				Pos.	Time	Rank	Pos.	Time	Rank	Time				
4	2	SHIFFRIN Mikaela Atomic	USA	Run1:	Int1:	17.03	(7)	I1-I2:	24.99	(7)	0.31			
					Int2:	42.02	(6)		I2-I3:	18.17	(7)	0.48		
					Int3:	1:00.19	(6)		I3-Fin:	11.60	(9)	0.88		
					Fin:	1:11.79	(6)					1.12		
					Run2:	Int1:	17.13		(21)	I1-I2:	25.11	(7)	0.55	
						Int2:	42.24		(11)		I2-I3:	19.51	(15)	0.69
						Int3:	1:01.75		(16)		I3-Fin:	11.75	(8)	0.72
						Fin:	1:13.50		(13)					0.66
					Total:	Int1:	1:28.92		(7)				1.34	
						Int2:	1:54.03		(5)				0.89	
						Int3:	2:13.54		(4)				1.25	
						Fin:	2:25.29		(4)				1.09	
					5	15	BRIGNONE Federica Rossignol		ITA	Run1:	Int1:	17.06	(8)	I1-I2:
Int2:	42.13	(8)	I2-I3:	18.70				(26)			0.59			
Int3:	1:00.83	(16)	I3-Fin:	11.52				(3)			1.52			
Fin:	1:12.35	(14)									1.68			
Run2:	Int1:	16.62	(2)	I1-I2:				25.25			(12)	0.04		
	Int2:	41.87	(6)					I2-I3:			19.36	(7)	0.32	
	Int3:	1:01.23	(4)					I3-Fin:			11.73	(6)	0.20	
	Fin:	1:12.96	(2)										0.12	
Total:	Int1:	1:28.97	(9)									1.39		
	Int2:	1:54.22	(8)									1.08		
	Int3:	2:13.58	(5)									1.29		
	Fin:	2:25.31	(5)									1.11		
6	28	BASSINO Marta Salomon	ITA	Run1:				Int1:			16.80	(2)	I1-I2:	
					Int2:	41.71	(4)	I2-I3:	18.57	(24)	0.17			
					Int3:	1:00.28	(7)	I3-Fin:	11.71	(15)	0.97			
					Fin:	1:11.99	(9)				1.32			
					Run2:	Int1:	16.94	(11)	I1-I2:	25.26	(13)	0.36		
						Int2:	42.20	(10)		I2-I3:	19.48	(13)		0.65
						Int3:	1:01.68	(12)		I3-Fin:	11.66	(2)		0.65
						Fin:	1:13.34	(10)						0.50
					Total:	Int1:	1:28.93	(8)				1.35		
						Int2:	1:54.19	(7)				1.05		
						Int3:	2:13.67	(7)				1.38		
						Fin:	2:25.33	(6)				1.13		
					7	3	HECTOR Sara Head	SWE	Run1:	Int1:	17.13	(11)		I1-I2:
Int2:	42.13	(8)	I2-I3:	17.79						(2)	0.59			
Int3:	59.92	(4)	I3-Fin:	11.52						(3)	0.61			
Fin:	1:11.44	(4)									0.77			
Run2:	Int1:	17.14	(22)	I1-I2:						25.45	(17)	0.56		
	Int2:	42.59	(19)							I2-I3:	19.61	(20)	1.04	
	Int3:	1:02.20	(21)							I3-Fin:	11.89	(14)	1.17	
	Fin:	1:14.09	(22)										1.25	
Total:	Int1:	1:28.58	(5)									1.00		
	Int2:	1:54.03	(5)									0.89		
	Int3:	2:13.64	(6)									1.35		
	Fin:	2:25.53	(7)									1.33		

Number of Competitors: 28

Rank	Bib	Name Ski	NSA	Positions			Partials			Difference				
				Pos.	Time	Rank	Pos.	Time	Rank	Time				
8	30	BARIOZ Taina Head	FRA	Run1:	Int1:	17.35	(20)	I1-I2:	25.55	(26)	0.63			
					Int2:	42.90	(21)		I2-I3:	18.12	(6)	1.36		
					Int3:	1:01.02	(19)		I3-Fin:	11.55	(5)	1.71		
					Fin:	1:12.57	(15)					1.90		
					Run2:	Int1:	17.20		(24)	I1-I2:	25.10	(6)	0.62	
						Int2:	42.30		(12)		I2-I3:	19.24	(6)	0.75
						Int3:	1:01.54		(8)		I3-Fin:	11.58	(1)	0.51
						Fin:	1:13.12		(4)					0.28
					Total:	Int1:	1:29.77		(18)				2.19	
						Int2:	1:54.87		(19)				1.73	
						Int3:	2:14.11		(13)				1.82	
						Fin:	2:25.69		(8)				1.49	
					9	10	GUT Lara Rossignol		SUI	Run1:	Int1:	17.33	(19)	I1-I2:
Int2:	42.45	(18)	I2-I3:	18.71				(27)			0.91			
Int3:	1:01.16	(21)	I3-Fin:	11.72				(18)			1.85			
Fin:	1:12.88	(21)									2.21			
Run2:	Int1:	16.88	(8)	I1-I2:				24.93			(3)	0.30		
	Int2:	41.81	(5)					I2-I3:			19.22	(4)	0.26	
	Int3:	1:01.03	(1)					I3-Fin:			11.81	(11)	0.00	
	Fin:	1:12.84	(1)										0.00	
Total:	Int1:	1:29.76	(17)									2.18		
	Int2:	1:54.69	(12)									1.55		
	Int3:	2:13.91	(11)									1.62		
	Fin:	2:25.72	(9)									1.52		
10	20	MOELGG Manuela Rossignol	ITA	Run1:				Int1:			16.97	(3)	I1-I2:	
					Int2:	42.15	(10)	I2-I3:	18.52	(21)	0.61			
					Int3:	1:00.67	(13)	I3-Fin:	11.67	(11)	1.36			
					Fin:	1:12.34	(13)				1.67			
					Run2:	Int1:	16.77	(5)	I1-I2:	25.22	(11)	0.19		
						Int2:	41.99	(8)		I2-I3:	19.73	(26)		0.44
						Int3:	1:01.72	(14)		I3-Fin:	11.72	(5)		0.69
						Fin:	1:13.44	(12)						0.60
					Total:	Int1:	1:29.11	(12)				1.53		
						Int2:	1:54.33	(10)				1.19		
						Int3:	2:14.06	(12)				1.77		
						Fin:	2:25.78	(10)				1.58		
					11	25	DREV Ana Voelkl	SLO	Run1:	Int1:	17.27	(17)		I1-I2:
Int2:	42.34	(14)	I2-I3:	18.36						(13)	0.80			
Int3:	1:00.70	(14)	I3-Fin:	11.95						(26)	1.39			
Fin:	1:12.65	(18)									1.98			
Run2:	Int1:	16.81	(6)	I1-I2:						24.83	(2)	0.23		
	Int2:	41.64	(2)							I2-I3:	19.61	(20)	0.09	
	Int3:	1:01.25	(5)							I3-Fin:	11.90	(16)	0.22	
	Fin:	1:13.15	(5)										0.31	
Total:	Int1:	1:29.46	(15)									1.88		
	Int2:	1:54.29	(9)									1.15		
	Int3:	2:13.90	(10)									1.61		
	Fin:	2:25.80	(11)									1.60		

Number of Competitors: 28

Rank	Bib	Name Ski	NSA	Positions			Partials			Difference		
				Pos.	Time	Rank	Pos.	Time	Rank	Time		
11	17	HANSDOTTER Frida Rossignol	SWE	Run1:	Int1:	17.01	(5)	I1-I2:	25.38	(22)	0.29	
					Int2:	42.39	(15)		I2-I3:	18.53	(22)	0.85
					Int3:	1:00.92	(17)		I3-Fin:	11.69	(13)	1.61
					Fin:	1:12.61	(16)				1.94	
				Run2:	Int1:	16.67	(3)	I1-I2:	25.12	(8)	0.09	
					Int2:	41.79	(4)		I2-I3:	19.39	(8)	0.24
					Int3:	1:01.18	(3)		I3-Fin:	12.01	(25)	0.15
					Fin:	1:13.19	(6)				0.35	
				Total:	Int1:	1:29.28	(14)			1.70		
					Int2:	1:54.40	(11)			1.26		
					Int3:	2:13.79	(9)			1.50		
						Fin:	2:25.80	(11)			1.60	
				13	4	ZETTEL Kathrin Atomic	AUT	Run1:	Int1:	16.72	(1)	I1-I2:
Int2:	41.59	(2)	I2-I3:						18.00	(4)	0.05	
Int3:	59.59	(2)	I3-Fin:						11.58	(7)	0.28	
Fin:	1:11.17	(2)								0.50		
Run2:	Int1:	16.76	(4)					I1-I2:	25.92	(27)	0.18	
	Int2:	42.68	(23)						I2-I3:	19.84	(27)	1.13
	Int3:	1:02.52	(27)						I3-Fin:	12.17	(28)	1.49
	Fin:	1:14.69	(28)								1.85	
Total:	Int1:	1:27.93	(2)							0.35		
	Int2:	1:53.85	(4)							0.71		
	Int3:	2:13.69	(8)							1.40		
		Fin:	2:25.86					(13)			1.66	
14	9	WEIRATHER Tina Atomic	LIE					Run1:	Int1:	17.14	(12)	I1-I2:
				Int2:	42.02	(6)	I2-I3:		18.28	(11)	0.48	
				Int3:	1:00.30	(8)	I3-Fin:		11.58	(7)	0.99	
				Fin:	1:11.88	(8)				1.21		
				Run2:	Int1:	17.14	(22)	I1-I2:	25.69	(24)	0.56	
					Int2:	42.83	(27)		I2-I3:	19.49	(14)	1.28
					Int3:	1:02.32	(24)		I3-Fin:	11.87	(13)	1.29
					Fin:	1:14.19	(24)				1.35	
				Total:	Int1:	1:29.02	(10)			1.44		
					Int2:	1:54.71	(13)			1.57		
					Int3:	2:14.20	(14)			1.91		
						Fin:	2:26.07	(14)			1.87	
				15	23	MARSAGLIA Francesca Voelkl	ITA	Run1:	Int1:	17.47	(23)	I1-I2:
Int2:	42.58	(19)	I2-I3:						18.38	(15)	1.04	
Int3:	1:00.96	(18)	I3-Fin:						11.89	(25)	1.65	
Fin:	1:12.85	(19)								2.18		
Run2:	Int1:	16.95	(12)					I1-I2:	24.95	(4)	0.37	
	Int2:	41.90	(7)						I2-I3:	19.52	(16)	0.35
	Int3:	1:01.42	(7)						I3-Fin:	11.90	(16)	0.39
	Fin:	1:13.32	(8)								0.48	
Total:	Int1:	1:29.80	(19)							2.22		
	Int2:	1:54.75	(15)							1.61		
	Int3:	2:14.27	(16)							1.98		
		Fin:	2:26.17					(15)			1.97	

Number of Competitors: 28

Rank	Bib	Name Ski	NSA	Positions			Partials			Difference		
				Pos.	Time	Rank	Pos.	Time	Rank	Time		
16	12	CURTONI Irene Rossignol	ITA	Run1:	Int1:	17.06	(8)	I1-I2:	25.12	(14)	0.34	
					Int2:	42.18	(11)		I2-I3:	18.23	(8)	0.64
					Int3:	1:00.41	(9)		I3-Fin:	11.78	(19)	1.10
					Fin:	1:12.19	(11)				1.52	
				Run2:	Int1:	16.89	(9)	I1-I2:	25.78	(26)	0.31	
					Int2:	42.67	(22)		I2-I3:	19.39	(8)	1.12
					Int3:	1:02.06	(19)		I3-Fin:	11.93	(20)	1.03
					Fin:	1:13.99	(19)				1.15	
				Total:	Int1:	1:29.08	(11)			1.50		
					Int2:	1:54.86	(18)			1.72		
					Int3:	2:14.25	(15)			1.96		
						Fin:	2:26.18	(16)		1.98		
				17	48	CURTONI Elena Head	ITA	Run1:	Int1:	17.61	(25)	I1-I2:
Int2:	42.99	(25)	I2-I3:						18.48	(18)	1.45	
Int3:	1:01.47	(23)	I3-Fin:						11.83	(22)	2.16	
Fin:	1:13.30	(23)								2.63		
Run2:	Int1:	16.97	(14)					I1-I2:	24.58	(1)	0.39	
	Int2:	41.55	(1)						I2-I3:	19.61	(20)	0.00
	Int3:	1:01.16	(2)						I3-Fin:	11.80	(9)	0.13
	Fin:	1:12.96	(2)								0.12	
Total:	Int1:	1:30.27	(23)							2.69		
	Int2:	1:54.85	(16)							1.71		
	Int3:	2:14.46	(18)							2.17		
		Fin:	2:26.26					(17)		2.06		
18	5	LINDELL-VIKARBY J. Rossignol	SWE					Run1:	Int1:	17.17	(13)	I1-I2:
				Int2:	42.23	(12)	I2-I3:		18.37	(14)	0.69	
				Int3:	1:00.60	(12)	I3-Fin:		11.68	(12)	1.29	
				Fin:	1:12.28	(12)				1.61		
				Run2:	Int1:	17.20	(24)	I1-I2:	25.56	(20)	0.62	
					Int2:	42.76	(25)		I2-I3:	19.53	(17)	1.21
					Int3:	1:02.29	(22)		I3-Fin:	11.74	(7)	1.26
					Fin:	1:14.03	(20)				1.19	
				Total:	Int1:	1:29.48	(16)			1.90		
					Int2:	1:55.04	(20)			1.90		
					Int3:	2:14.57	(20)			2.28		
						Fin:	2:26.31	(18)		2.11		
				19	8	PIETILAE-HOLMNER M. Rossignol	SWE	Run1:	Int1:	17.22	(16)	I1-I2:
Int2:	42.29	(13)	I2-I3:						18.25	(10)	0.75	
Int3:	1:00.54	(11)	I3-Fin:						11.55	(5)	1.23	
Fin:	1:12.09	(10)								1.42		
Run2:	Int1:	17.07	(18)					I1-I2:	25.57	(22)	0.49	
	Int2:	42.64	(21)						I2-I3:	19.65	(25)	1.09
	Int3:	1:02.29	(22)						I3-Fin:	12.02	(26)	1.26
	Fin:	1:14.31	(25)								1.47	
Total:	Int1:	1:29.16	(13)							1.58		
	Int2:	1:54.73	(14)							1.59		
	Int3:	2:14.38	(17)							2.09		
		Fin:	2:26.40					(19)		2.20		

Number of Competitors: 28

Rank	Bib	Name Ski	NSA	Positions			Partials			Difference		
				Pos.	Time	Rank	Pos.	Time	Rank	Time		
20	7	MAZE Tina Stoeckli	SLO	Run1:	Int1:	17.21	(14)	I1-I2:	25.20	(17)	0.49	
					Int2:	42.41	(16)		I2-I3:	18.00	(4)	0.87
					Int3:	1:00.41	(9)		I3-Fin:	11.38	(2)	1.10
					Fin:	1:11.79	(6)				1.12	
				Run2:	Int1:	17.09	(20)	I1-I2:	25.97	(28)	0.51	
					Int2:	43.06	(28)		I2-I3:	19.63	(23)	1.51
					Int3:	1:02.69	(28)		I3-Fin:	11.97	(23)	1.66
					Fin:	1:14.66	(27)				1.82	
				Total:	Int1:	1:28.88	(6)				1.30	
					Int2:	1:54.85	(16)				1.71	
					Int3:	2:14.48	(19)				2.19	
					Fin:	2:26.45	(20)				2.25	
				21	13	WORLEY Tessa Rossignol	FRA	Run1:	Int1:	17.51	(24)	I1-I2:
Int2:	42.81	(20)	I2-I3:						18.33	(12)	1.27	
Int3:	1:01.14	(20)	I3-Fin:						11.71	(15)	1.83	
Fin:	1:12.85	(19)								2.18		
Run2:	Int1:	17.04	(17)					I1-I2:	25.39	(14)	0.46	
	Int2:	42.43	(14)						I2-I3:	19.44	(10)	0.88
	Int3:	1:01.87	(17)						I3-Fin:	11.99	(24)	0.84
	Fin:	1:13.86	(18)								1.02	
Total:	Int1:	1:29.89	(21)								2.31	
	Int2:	1:55.28	(22)								2.14	
	Int3:	2:14.72	(21)								2.43	
	Fin:	2:26.71	(21)								2.51	
22	32	LAVTAR Katarina Voelkl	SLO					Run1:	Int1:	17.38	(21)	I1-I2:
				Int2:	42.97	(24)	I2-I3:		18.44	(17)	1.43	
				Int3:	1:01.41	(22)	I3-Fin:		11.96	(27)	2.10	
				Fin:	1:13.37	(25)				2.70		
				Run2:	Int1:	17.07	(18)	I1-I2:	25.09	(5)	0.49	
					Int2:	42.16	(9)		I2-I3:	19.44	(10)	0.61
					Int3:	1:01.60	(9)		I3-Fin:	11.80	(9)	0.57
					Fin:	1:13.40	(11)				0.56	
				Total:	Int1:	1:30.44	(25)				2.86	
					Int2:	1:55.53	(23)				2.39	
					Int3:	2:14.97	(23)				2.68	
					Fin:	2:26.77	(22)				2.57	
				23	27	BERTRAND Marion Head	FRA	Run1:	Int1:	17.46	(22)	I1-I2:
Int2:	42.96	(23)	I2-I3:						18.54	(23)	1.42	
Int3:	1:01.50	(24)	I3-Fin:						12.00	(28)	2.19	
Fin:	1:13.50	(26)								2.83		
Run2:	Int1:	16.97	(14)					I1-I2:	25.57	(22)	0.39	
	Int2:	42.54	(18)						I2-I3:	19.07	(1)	0.99
	Int3:	1:01.61	(10)						I3-Fin:	11.71	(4)	0.58
	Fin:	1:13.32	(8)								0.48	
Total:	Int1:	1:30.47	(26)								2.89	
	Int2:	1:56.04	(26)								2.90	
	Int3:	2:15.11	(24)								2.82	
	Fin:	2:26.82	(23)								2.62	

Number of Competitors: 28

Rank	Bib	Name Ski	NSA	Positions			Partials			Difference		
				Pos.	Time	Rank	Pos.	Time	Rank	Time		
23	18	GISIN Dominique Dynastar	SUI	Run1:	Int1:	17.27	(17)	I1-I2:	25.64	(28)	0.55	
					Int2:	42.91	(22)		I2-I3:	18.59	(25)	1.37
					Int3:	1:01.50	(24)		I3-Fin:	11.71	(15)	2.19
					Fin:	1:13.21	(22)				2.54	
				Run2:	Int1:	16.95	(12)	I1-I2:	25.55	(19)	0.37	
					Int2:	42.50	(17)		I2-I3:	19.20	(3)	0.95
					Int3:	1:01.70	(13)		I3-Fin:	11.91	(18)	0.67
					Fin:	1:13.61	(15)				0.77	
				Total:	Int1:	1:30.16	(22)				2.58	
					Int2:	1:55.71	(24)				2.57	
					Int3:	2:14.91	(22)				2.62	
					Fin:	2:26.82	(23)				2.62	
				25	40	FRASSE SOMBET Coralie Head	FRA	Run1:	Int1:	17.64	(26)	I1-I2:
Int2:	43.03	(26)	I2-I3:						18.48	(18)	1.49	
Int3:	1:01.51	(26)	I3-Fin:						11.83	(22)	2.20	
Fin:	1:13.34	(24)								2.67		
Run2:	Int1:	17.38	(28)					I1-I2:	25.42	(16)	0.80	
	Int2:	42.80	(26)						I2-I3:	19.22	(4)	1.25
	Int3:	1:02.02	(18)						I3-Fin:	11.70	(3)	0.99
	Fin:	1:13.72	(16)								0.88	
Total:	Int1:	1:30.72	(28)								3.14	
	Int2:	1:56.14	(27)								3.00	
	Int3:	2:15.36	(27)								3.07	
	Fin:	2:27.06	(25)								2.86	
26	19	PREFONTAINE Marie-Pier Rossignol	CAN					Run1:	Int1:	17.21	(14)	I1-I2:
				Int2:	42.43	(17)	I2-I3:		18.38	(15)	0.89	
				Int3:	1:00.81	(15)	I3-Fin:		11.82	(20)	1.50	
				Fin:	1:12.63	(17)				1.96		
				Run2:	Int1:	17.23	(26)	I1-I2:	25.40	(15)	0.65	
					Int2:	42.63	(20)		I2-I3:	19.88	(28)	1.08
					Int3:	1:02.51	(26)		I3-Fin:	11.93	(20)	1.48
					Fin:	1:14.44	(26)				1.60	
				Total:	Int1:	1:29.86	(20)				2.28	
					Int2:	1:55.26	(21)				2.12	
					Int3:	2:15.14	(25)				2.85	
					Fin:	2:27.07	(26)				2.87	
				27	35	THALMANN Carmen Head	AUT	Run1:	Int1:	17.67	(27)	I1-I2:
Int2:	43.03	(26)	I2-I3:						18.75	(28)	1.49	
Int3:	1:01.78	(28)	I3-Fin:						11.82	(20)	2.47	
Fin:	1:13.60	(27)								2.93		
Run2:	Int1:	16.81	(6)					I1-I2:	25.49	(18)	0.23	
	Int2:	42.30	(12)						I2-I3:	19.44	(10)	0.75
	Int3:	1:01.74	(15)						I3-Fin:	12.05	(27)	0.71
	Fin:	1:13.79	(17)								0.95	
Total:	Int1:	1:30.41	(24)								2.83	
	Int2:	1:55.90	(25)								2.76	
	Int3:	2:15.34	(26)								3.05	
	Fin:	2:27.39	(27)								3.19	

Number of Competitors: 28

Rank	Bib	Name Ski	NSA	Positions			Partials			Difference		
				Pos.	Time	Rank	Pos.	Time	Rank	Time		
28	11	LOESETH Nina Voelkl	NOR	Run1:	Int1:	17.91 (28)	I1-I2:	25.35 (20)	I2-I3:	18.51 (20)	1.19	
					Int2:	43.26 (28)		11-I2:		18.51 (20)	1.72	
					Int3:	1:01.77 (27)		I3-Fin:		11.83 (22)	2.46	
					Fin:	1:13.60 (27)					2.93	
					Run2:	Int1:		17.02 (16)		I1-I2:	25.73 (25)	0.44
						Int2:		42.75 (24)			I2-I3:	19.59 (19)
				Int3:		1:02.34 (25)	I3-Fin:	11.81 (11)	1.31			
				Total:	Fin:	1:14.15 (23)			1.31			
					Int1:	1:30.62 (27)			3.04			
					Int2:	1:56.35 (28)			3.21			
					Int3:	2:15.94 (28)			3.65			
						Fin:	2:27.75 (28)			3.55		

LEGEND

Pos Intermediate or Speed Position **Int1:** Intermediate 1 **Int3:** Intermediate 3 **Run1** First Run **Fin:** Finish
Total First + Second Run **Int2:** Intermediate 2 **Run2** Second Run

13-03-2015 / Åre (SWE) / 5202

Page 8/8

Data Processing by LONGINES

www.fis-ski.com

LONGINES Timing

Generation Date: FRI 13 MAR 2015

Time: 19:57

Document: 77A 1.0

TITLE SPONSOR




INTERNATIONAL SPONSORS



OFFICIAL TIMEKEEPER





AUDI FIS SKI WORLD CUP 2014/15

Åre (SWE)



6th LADIES' GIANT SLALOM 2nd RUN

PERFORMANCE ANALYSIS 2

FRI 13 MAR 2015

Number of Competitors: 59

Bib	Name Ski	NSA	Run	Positions			Partials			Difference Time
				Pos.	Time	Rank	Pos.	Time	Rank	
1	BREM Eva-Maria Voelkl	AUT	Run1:	Int1:	17.00	(4)	I1-I2:	24.67	(2)	0.28
				Int2:	41.67	(3)	I2-I3:	17.94	(3)	0.13
				Int3:	59.61	(3)	I3-Fin:	11.62	(10)	0.30
				Fin:	1:11.23	(3)				0.56
			Run2:	Int1:	17.30	(28)	I1-I2:	25.15	(9)	0.72
				Int2:	42.45	(16)	I2-I3:	19.63	(23)	0.90
				Int3:	1:02.08	(21)	I3-Fin:	11.96	(22)	1.05
				Fin:	1:14.04	(21)				1.20
			Total:	Int1:	1:28.53	(4)				0.95
				Int2:	1:53.68	(3)				0.54
				Int3:	2:13.31	(3)				1.02
				Fin:	2:25.27	(3)				1.07
2	SHIFFRIN Mikaela Atomic	USA	Run1:	Int1:	17.03	(7)	I1-I2:	24.99	(7)	0.31
				Int2:	42.02	(6)	I2-I3:	18.17	(8)	0.48
				Int3:	1:00.19	(6)	I3-Fin:	11.60	(9)	0.88
				Fin:	1:11.79	(6)				1.12
			Run2:	Int1:	17.13	(22)	I1-I2:	25.11	(7)	0.55
				Int2:	42.24	(12)	I2-I3:	19.51	(15)	0.69
				Int3:	1:01.75	(16)	I3-Fin:	11.75	(8)	0.72
				Fin:	1:13.50	(13)				0.66
			Total:	Int1:	1:28.92	(7)				1.34
				Int2:	1:54.03	(5)				0.89
				Int3:	2:13.54	(4)				1.25
				Fin:	2:25.29	(4)				1.09
3	HECTOR Sara Head	SWE	Run1:	Int1:	17.13	(11)	I1-I2:	25.00	(8)	0.41
				Int2:	42.13	(8)	I2-I3:	17.79	(2)	0.59
				Int3:	59.92	(4)	I3-Fin:	11.52	(3)	0.61
				Fin:	1:11.44	(4)				0.77
			Run2:	Int1:	17.14	(23)	I1-I2:	25.45	(18)	0.56
				Int2:	42.59	(20)	I2-I3:	19.61	(20)	1.04
				Int3:	1:02.20	(22)	I3-Fin:	11.89	(14)	1.17
				Fin:	1:14.09	(22)				1.25
			Total:	Int1:	1:28.58	(5)				1.00
				Int2:	1:54.03	(5)				0.89
				Int3:	2:13.64	(6)				1.35
				Fin:	2:25.53	(7)				1.33

13-03-2015 / Åre (SWE) / 5202

Page 1/15

Data Processing by LONGINES

www.fis-ski.com

LONGINES Timing

Generation Date: FRI 13 MAR 2015

Time: 19:57

Document: 77B 1.0



Number of Competitors: 59

Bib	Name Ski	NSA	Positions			Partials			Difference		
			Pos.	Time	Rank	Pos.	Time	Rank	Time		
4	ZETTEL Kathrin Atomic	AUT	Run1:	Int1:	16.72	(1)	I1-I2:	24.87	(4)	0.00	
				Int2:	41.59	(2)		I2-I3:	18.00	(4)	0.05
				Int3:	59.59	(2)		I3-Fin:	11.58	(7)	0.28
				Fin:	1:11.17	(2)					0.50
			Run2:	Int1:	16.76	(4)	I1-I2:	25.92	(28)	0.18	
				Int2:	42.68	(24)		I2-I3:	19.84	(27)	1.13
				Int3:	1:02.52	(28)		I3-Fin:	12.17	(28)	1.49
				Fin:	1:14.69	(28)					1.85
			Total:	Int1:	1:27.93	(2)				0.35	
				Int2:	1:53.85	(4)				0.71	
				Int3:	2:13.69	(8)				1.40	
				Fin:	2:25.86	(13)				1.66	
			5	LINDELL-VIKARBY Jessica Rossignol	SWE	Run1:	Int1:	17.17	(14)	I1-I2:	25.06
Int2:	42.23	(12)					I2-I3:	18.37	(16)		0.69
Int3:	1:00.60	(13)					I3-Fin:	11.68	(12)		1.29
Fin:	1:12.28	(12)									1.61
Run2:	Int1:	17.20				(25)	I1-I2:	25.56	(21)	0.62	
	Int2:	42.76				(26)		I2-I3:	19.53	(17)	1.21
	Int3:	1:02.29				(23)		I3-Fin:	11.74	(7)	1.26
	Fin:	1:14.03				(20)					1.19
Total:	Int1:	1:29.48				(17)				1.90	
	Int2:	1:55.04				(21)				1.90	
	Int3:	2:14.57				(21)				2.28	
	Fin:	2:26.31				(18)				2.11	
6	FENNINGER Anna Head	AUT				Run1:	Int1:	17.02	(6)	I1-I2:	24.52
			Int2:	41.54	(1)		I2-I3:	17.77	(1)		0.00
			Int3:	59.31	(1)		I3-Fin:	11.36	(1)		0.00
			Fin:	1:10.67	(1)						0.00
			Run2:	Int1:	16.91	(11)	I1-I2:	25.56	(21)	0.33	
				Int2:	42.47	(17)		I2-I3:	19.15	(2)	0.92
				Int3:	1:01.62	(11)		I3-Fin:	11.91	(18)	0.59
				Fin:	1:13.53	(14)					0.69
			Total:	Int1:	1:27.58	(1)				0.00	
				Int2:	1:53.14	(1)				0.00	
				Int3:	2:12.29	(1)				0.00	
				Fin:	2:24.20	(1)				0.00	
			7	MAZE Tina Stoeckli	SLO	Run1:	Int1:	17.21	(15)	I1-I2:	25.20
Int2:	42.41	(17)					I2-I3:	18.00	(4)		0.87
Int3:	1:00.41	(9)					I3-Fin:	11.38	(2)		1.10
Fin:	1:11.79	(6)									1.12
Run2:	Int1:	17.09				(21)	I1-I2:	25.97	(29)	0.51	
	Int2:	43.06				(29)		I2-I3:	19.63	(23)	1.51
	Int3:	1:02.69				(29)		I3-Fin:	11.97	(23)	1.66
	Fin:	1:14.66				(27)					1.82
Total:	Int1:	1:28.88				(6)				1.30	
	Int2:	1:54.85				(17)				1.71	
	Int3:	2:14.48				(19)				2.19	
	Fin:	2:26.45				(20)				2.25	

Number of Competitors: 59

Bib	Name Ski	NSA	Positions			Partials			Difference		
			Pos.	Time	Rank	Pos.	Time	Rank	Time		
8	PIETILAE-HOLMNER Maria Rossignol	SWE	Run1:	Int1:	17.22	(17)	I1-I2:	25.07	(10)	0.50	
				Int2:	42.29	(13)		I2-I3:	18.25	(11)	0.75
				Int3:	1:00.54	(12)		I3-Fin:	11.55	(5)	1.23
				Fin:	1:12.09	(10)					1.42
			Run2:	Int1:	17.07	(19)	I1-I2:	25.57	(23)	0.49	
				Int2:	42.64	(22)		I2-I3:	19.65	(25)	1.09
				Int3:	1:02.29	(23)		I3-Fin:	12.02	(26)	1.26
				Fin:	1:14.31	(25)					1.47
			Total:	Int1:	1:29.16	(13)				1.58	
				Int2:	1:54.73	(15)				1.59	
				Int3:	2:14.38	(17)				2.09	
				Fin:	2:26.40	(19)				2.20	
9	WEIRATHER Tina Atomic	LIE	Run1:	Int1:	17.14	(12)	I1-I2:	24.88	(5)	0.42	
				Int2:	42.02	(6)		I2-I3:	18.28	(13)	0.48
				Int3:	1:00.30	(8)		I3-Fin:	11.58	(7)	0.99
				Fin:	1:11.88	(8)					1.21
			Run2:	Int1:	17.14	(23)	I1-I2:	25.69	(25)	0.56	
				Int2:	42.83	(28)		I2-I3:	19.49	(14)	1.28
				Int3:	1:02.32	(25)		I3-Fin:	11.87	(13)	1.29
				Fin:	1:14.19	(24)					1.35
			Total:	Int1:	1:29.02	(10)				1.44	
				Int2:	1:54.71	(14)				1.57	
				Int3:	2:14.20	(14)				1.91	
				Fin:	2:26.07	(14)				1.87	
10	GUT Lara Rossignol	SUI	Run1:	Int1:	17.33	(20)	I1-I2:	25.12	(14)	0.61	
				Int2:	42.45	(19)		I2-I3:	18.71	(38)	0.91
				Int3:	1:01.16	(22)		I3-Fin:	11.72	(18)	1.85
				Fin:	1:12.88	(22)					2.21
			Run2:	Int1:	16.88	(9)	I1-I2:	24.93	(3)	0.30	
				Int2:	41.81	(5)		I2-I3:	19.22	(4)	0.26
				Int3:	1:01.03	(1)		I3-Fin:	11.81	(11)	0.00
				Fin:	1:12.84	(1)					0.00
			Total:	Int1:	1:29.76	(18)				2.18	
				Int2:	1:54.69	(13)				1.55	
				Int3:	2:13.91	(11)				1.62	
				Fin:	2:25.72	(9)				1.52	
11	LOESETH Nina Voelkl	NOR	Run1:	Int1:	17.91	(50)	I1-I2:	25.35	(21)	1.19	
				Int2:	43.26	(35)		I2-I3:	18.51	(23)	1.72
				Int3:	1:01.77	(29)		I3-Fin:	11.83	(24)	2.46
				Fin:	1:13.60	(29)					2.93
			Run2:	Int1:	17.02	(17)	I1-I2:	25.73	(26)	0.44	
				Int2:	42.75	(25)		I2-I3:	19.59	(19)	1.20
				Int3:	1:02.34	(26)		I3-Fin:	11.81	(11)	1.31
				Fin:	1:14.15	(23)					1.31
			Total:	Int1:	1:30.62	(28)				3.04	
				Int2:	1:56.35	(29)				3.21	
				Int3:	2:15.94	(29)				3.65	
				Fin:	2:27.75	(28)				3.55	

Number of Competitors: 59

Bib	Name Ski	NSA	Positions			Partials			Difference										
			Pos.	Time	Rank	Pos.	Time	Rank	Time										
12	CURTONI Irene Rossignol	ITA	Run1:	Int1:	17.06	(8)	I1-I2:	25.12	(14)	0.34									
				Int2:	42.18	(11)		I2-I3:	18.23	(9)	0.64								
				Int3:	1:00.41	(9)		I3-Fin:	11.78	(20)	1.10								
			Run2:	Fin:	1:12.19	(11)	I1-I2:	25.78	(27)	I2-I3:	19.39	(8)	1.52						
				Int1:	16.89	(10)							I3-Fin:	11.93	(20)	0.31			
				Int2:	42.67	(23)							I3-Fin:	11.93	(20)	1.12			
			Int3:	1:02.06	(20)	1.03													
			Total:	Fin:	1:13.99	(19)	I3-Fin:	11.93	(20)	I3-Fin:	11.93	(20)	1.15						
				Int1:	1:29.08	(11)							I3-Fin:	11.93	(20)	I3-Fin:	11.93	(20)	1.50
				Int2:	1:54.86	(19)													1.72
			Total:	Int3:	2:14.25	(15)	I3-Fin:	11.93	(20)	I3-Fin:	11.93	(20)	1.96						
				Fin:	2:26.18	(16)							I3-Fin:	11.93	(20)	I3-Fin:	11.93	(20)	1.98
Int1:	1:29.08	(11)		1.50															
13	WORLEY Tessa Rossignol	FRA	Run1:	Int1:	17.51	(28)	I1-I2:	25.30	(20)	0.79									
				Int2:	42.81	(21)		I2-I3:	18.33	(14)	1.27								
				Int3:	1:01.14	(21)		I3-Fin:	11.71	(15)	1.83								
			Run2:	Fin:	1:12.85	(20)	I1-I2:	25.39	(15)	I2-I3:	19.44	(10)	2.18						
				Int1:	17.04	(18)							I3-Fin:	11.99	(24)	0.46			
				Int2:	42.43	(15)							I3-Fin:	11.99	(24)	I3-Fin:	11.99	(24)	0.88
			Int3:	1:01.87	(17)	0.84													
			Total:	Fin:	1:13.86	(18)	I3-Fin:	11.99	(24)	I3-Fin:	11.99	(24)	1.02						
				Int1:	1:29.89	(22)							I3-Fin:	11.99	(24)	I3-Fin:	11.99	(24)	2.31
				Int2:	1:55.28	(23)													2.14
			Total:	Int3:	2:14.72	(22)	I3-Fin:	11.99	(24)	I3-Fin:	11.99	(24)	2.43						
				Fin:	2:26.71	(21)							I3-Fin:	11.99	(24)	I3-Fin:	11.99	(24)	2.51
Int1:	1:29.89	(22)		2.31															
14	FANCHINI Nadia Dynastar	ITA	Run1:	Int1:	17.10	(10)	I1-I2:	24.67	(2)	0.38									
				Int2:	41.77	(5)		I2-I3:	18.24	(10)	0.23								
				Int3:	1:00.01	(5)		I3-Fin:	11.70	(14)	0.70								
			Run2:	Fin:	1:11.71	(5)	I1-I2:	25.20	(10)	I2-I3:	19.53	(17)	1.04						
				Int1:	16.58	(1)							I3-Fin:	11.89	(14)	0.00			
				Int2:	41.78	(3)							I3-Fin:	11.89	(14)	I3-Fin:	11.89	(14)	0.23
			Int3:	1:01.31	(6)	0.28													
			Total:	Fin:	1:13.20	(7)	I3-Fin:	11.89	(14)	I3-Fin:	11.89	(14)	0.36						
				Int1:	1:28.29	(3)							I3-Fin:	11.89	(14)	I3-Fin:	11.89	(14)	0.71
				Int2:	1:53.49	(2)													0.35
			Total:	Int3:	2:13.02	(2)	I3-Fin:	11.89	(14)	I3-Fin:	11.89	(14)	0.73						
				Fin:	2:24.91	(2)							I3-Fin:	11.89	(14)	I3-Fin:	11.89	(14)	0.71
Int1:	1:28.29	(3)		0.71															
15	BRIGNONE Federica Rossignol	ITA	Run1:	Int1:	17.06	(8)	I1-I2:	25.07	(10)	0.34									
				Int2:	42.13	(8)		I2-I3:	18.70	(36)	0.59								
				Int3:	1:00.83	(17)		I3-Fin:	11.52	(3)	1.52								
			Run2:	Fin:	1:12.35	(14)	I1-I2:	25.25	(12)	I2-I3:	19.36	(7)	1.68						
				Int1:	16.62	(2)							I3-Fin:	11.73	(6)	0.04			
				Int2:	41.87	(6)							I3-Fin:	11.73	(6)	I3-Fin:	11.73	(6)	0.32
			Int3:	1:01.23	(4)	0.20													
			Total:	Fin:	1:12.96	(2)	I3-Fin:	11.73	(6)	I3-Fin:	11.73	(6)	0.12						
				Int1:	1:28.97	(9)							I3-Fin:	11.73	(6)	I3-Fin:	11.73	(6)	1.39
				Int2:	1:54.22	(8)													1.08
			Total:	Int3:	2:13.58	(5)	I3-Fin:	11.73	(6)	I3-Fin:	11.73	(6)	1.29						
				Fin:	2:25.31	(5)							I3-Fin:	11.73	(6)	I3-Fin:	11.73	(6)	1.11
Int1:	1:28.97	(9)		1.39															

Number of Competitors: 59

Bib	Name Ski	NSA	Positions			Partials			Difference			
			Pos.	Time	Rank	Pos.	Time	Rank	Time			
16	KIRCHGASSER Michaela Atomic	AUT	Run1:	Int1:	17.15	(13)	I1-I2:	25.23	(19)	0.43		
				Int2:	42.38	(15)		I2-I3:	18.07	(6)	0.84	
				Int3:	1:00.45	(11)		I3-Fin:	12.07	(43)	1.14	
				Fin:	1:12.52	(15)					1.85	
				Run2:	Int1:	16.82		(8)	I1-I2:	25.29	(14)	0.24
					Int2:	42.11		(9)		I2-I3:	19.87	(28)
			Int3:		1:01.98	(18)	I3-Fin:				0.95	
			Fin:		DNF							
			Total:		Int1:							
					Int2:							
						Int3:						
						Fin:	DNF					
17	HANSDOTTER Frida Rossignol	SWE	Run1:	Int1:	17.01	(5)	I1-I2:	25.38	(23)	0.29		
				Int2:	42.39	(16)		I2-I3:	18.53	(26)	0.85	
				Int3:	1:00.92	(18)		I3-Fin:	11.69	(13)	1.61	
				Fin:	1:12.61	(17)					1.94	
				Run2:	Int1:	16.67		(3)	I1-I2:	25.12	(8)	0.09
					Int2:	41.79		(4)		I2-I3:	19.39	(8)
			Int3:		1:01.18	(3)	I3-Fin:	12.01		(25)	0.15	
			Fin:		1:13.19	(6)					0.35	
			Total:		Int1:	1:29.28	(14)					1.70
					Int2:	1:54.40	(11)					1.26
						Int3:	2:13.79	(9)			1.50	
						Fin:	2:25.80	(11)			1.60	
18	GISIN Dominique Dynastar	SUI	Run1:	Int1:	17.27	(18)	I1-I2:	25.64	(33)	0.55		
				Int2:	42.91	(23)		I2-I3:	18.59	(29)	1.37	
				Int3:	1:01.50	(26)		I3-Fin:	11.71	(15)	2.19	
				Fin:	1:13.21	(23)					2.54	
				Run2:	Int1:	16.95		(13)	I1-I2:	25.55	(20)	0.37
					Int2:	42.50		(18)		I2-I3:	19.20	(3)
			Int3:		1:01.70	(13)	I3-Fin:	11.91		(18)	0.67	
			Fin:		1:13.61	(15)					0.77	
			Total:		Int1:	1:30.16	(23)					2.58
					Int2:	1:55.71	(25)					2.57
						Int3:	2:14.91	(23)			2.62	
						Fin:	2:26.82	(23)			2.62	
19	PREFONTAINE Marie-Pier Rossignol	CAN	Run1:	Int1:	17.21	(15)	I1-I2:	25.22	(18)	0.49		
				Int2:	42.43	(18)		I2-I3:	18.38	(17)	0.89	
				Int3:	1:00.81	(16)		I3-Fin:	11.82	(21)	1.50	
				Fin:	1:12.63	(18)					1.96	
				Run2:	Int1:	17.23		(27)	I1-I2:	25.40	(16)	0.65
					Int2:	42.63		(21)		I2-I3:	19.88	(29)
			Int3:		1:02.51	(27)	I3-Fin:	11.93		(20)	1.48	
			Fin:		1:14.44	(26)					1.60	
			Total:		Int1:	1:29.86	(21)					2.28
					Int2:	1:55.26	(22)					2.12
						Int3:	2:15.14	(26)			2.85	
						Fin:	2:27.07	(26)			2.87	

Number of Competitors: 59

Bib	Name Ski	NSA	Positions			Partials			Difference		
			Pos.	Time	Rank	Pos.	Time	Rank	Time		
20	MOELGG Manuela Rossignol	ITA	Run1:	Int1:	16.97	(3)	I1-I2:	25.18	(16)	0.25	
				Int2:	42.15	(10)		I2-I3:	18.52	(25)	0.61
				Int3:	1:00.67	(14)		I3-Fin:	11.67	(11)	1.36
				Fin:	1:12.34	(13)					1.67
			Run2:	Int1:	16.77	(5)	I1-I2:	25.22	(11)	0.19	
				Int2:	41.99	(8)		I2-I3:	19.73	(26)	0.44
				Int3:	1:01.72	(14)		I3-Fin:	11.72	(5)	0.69
				Fin:	1:13.44	(12)					0.60
			Total:	Int1:	1:29.11	(12)				1.53	
				Int2:	1:54.33	(10)				1.19	
				Int3:	2:14.06	(12)				1.77	
				Fin:	2:25.78	(10)				1.58	
21	BAUD Adeline Rossignol	FRA	Run1:	Int1:	17.42	(24)	I1-I2:	25.67	(35)	0.70	
				Int2:	43.09	(31)		I2-I3:	18.26	(12)	1.55
				Int3:	1:01.35	(23)		I3-Fin:	11.90	(32)	2.04
				Fin:	1:13.25	(24)					2.58
			Run2:	Int1:			I1-I2:				
				Int2:				I2-I3:			
				Int3:				I3-Fin:			
				Fin:	DNF						
			Total:	Int1:							
				Int2:							
				Int3:							
				Fin:	DNF						
22	GAGNON Marie-Michele Rossignol	CAN	Run1:	Int1:	17.54	(29)	I1-I2:	25.66	(34)	0.82	
				Int2:	43.20	(34)		I2-I3:	18.67	(32)	1.66
				Int3:	1:01.87	(32)		I3-Fin:	11.93	(35)	2.56
				Fin:	1:13.80	(31)					3.13
			Run2:	Int1:			I1-I2:				
				Int2:				I2-I3:			
				Int3:				I3-Fin:			
				Fin:	DNQ						
			Total:	Int1:							
				Int2:							
				Int3:							
				Fin:	DNQ						
23	MARSAGLIA Francesca Voelkl	ITA	Run1:	Int1:	17.47	(26)	I1-I2:	25.11	(13)	0.75	
				Int2:	42.58	(20)		I2-I3:	18.38	(17)	1.04
				Int3:	1:00.96	(19)		I3-Fin:	11.89	(31)	1.65
				Fin:	1:12.85	(20)					2.18
			Run2:	Int1:	16.95	(13)	I1-I2:	24.95	(4)	0.37	
				Int2:	41.90	(7)		I2-I3:	19.52	(16)	0.35
				Int3:	1:01.42	(7)		I3-Fin:	11.90	(16)	0.39
				Fin:	1:13.32	(8)					0.48
			Total:	Int1:	1:29.80	(20)				2.22	
				Int2:	1:54.75	(16)				1.61	
				Int3:	2:14.27	(16)				1.98	
				Fin:	2:26.17	(15)				1.97	

Number of Competitors: 59

Bib	Name Ski	NSA	Positions			Partials			Difference		
			Pos.	Time	Rank	Pos.	Time	Rank	Time		
24	FISCHBACHER Andrea Voelkl	AUT	Run1:	Int1:	17.83	(44)	I1-I2:	26.24	(45)	1.11	
				Int2:	44.07	(47)		I2-I3:	19.05	(48)	2.53
				Int3:	1:03.12	(45)		I3-Fin:	12.14	(48)	3.81
				Fin:	1:15.26	(47)					4.59
			Run2:	Int1:			I1-I2:				
				Int2:				I2-I3:			
				Int3:				I3-Fin:			
			Total:	Int1:							
				Int2:							
Int3:											
			Fin:	DNQ							
25	DREV Ana Voelkl	SLO	Run1:	Int1:	17.27	(18)	I1-I2:	25.07	(10)	0.55	
				Int2:	42.34	(14)		I2-I3:	18.36	(15)	0.80
				Int3:	1:00.70	(15)		I3-Fin:	11.95	(38)	1.39
				Fin:	1:12.65	(19)					1.98
			Run2:	Int1:	16.81	(6)	I1-I2:	24.83	(2)	0.23	
				Int2:	41.64	(2)		I2-I3:	19.61	(20)	0.09
				Int3:	1:01.25	(5)		I3-Fin:	11.90	(16)	0.22
			Total:	Int1:	1:29.46	(16)				1.88	
				Int2:	1:54.29	(9)				1.15	
Int3:	2:13.90	(10)					1.61				
			Fin:	2:25.80	(11)		1.60				
26	AGNELLI Nicole Elan	ITA	Run1:	Int1:	17.61	(33)	I1-I2:	25.39	(25)	0.89	
				Int2:	43.00	(27)		I2-I3:	18.88	(42)	1.46
				Int3:	1:01.88	(33)		I3-Fin:	12.26	(51)	2.57
				Fin:	1:14.14	(37)					3.47
			Run2:	Int1:			I1-I2:				
				Int2:				I2-I3:			
				Int3:				I3-Fin:			
			Total:	Int1:							
				Int2:							
Int3:											
			Fin:	DNQ							
27	BERTRAND Marion Head	FRA	Run1:	Int1:	17.46	(25)	I1-I2:	25.50	(29)	0.74	
				Int2:	42.96	(24)		I2-I3:	18.54	(27)	1.42
				Int3:	1:01.50	(26)		I3-Fin:	12.00	(41)	2.19
				Fin:	1:13.50	(28)					2.83
			Run2:	Int1:	16.97	(15)	I1-I2:	25.57	(23)	0.39	
				Int2:	42.54	(19)		I2-I3:	19.07	(1)	0.99
				Int3:	1:01.61	(10)		I3-Fin:	11.71	(4)	0.58
			Total:	Int1:	1:30.47	(27)				0.48	
				Int2:	1:56.04	(27)				2.89	
Int3:	2:15.11	(25)					2.90				
			Fin:	2:26.82	(23)		2.82				
							2.62				

Number of Competitors: 59

Bib	Name Ski	NSA	Positions			Partials			Difference		
			Pos.	Time	Rank	Pos.	Time	Rank	Time		
28	BASSINO Marta Salomon	ITA	Run1:	Int1:	16.80	(2)	I1-I2:	24.91	(6)	0.08	
				Int2:	41.71	(4)		I2-I3:	18.57	(28)	0.17
				Int3:	1:00.28	(7)		I3-Fin:	11.71	(15)	0.97
				Fin:	1:11.99	(9)					1.32
			Run2:	Int1:	16.94	(12)	I1-I2:	25.26	(13)	0.36	
				Int2:	42.20	(11)		I2-I3:	19.48	(13)	0.65
				Int3:	1:01.68	(12)		I3-Fin:	11.66	(2)	0.65
				Fin:	1:13.34	(10)					0.50
			Total:	Int1:	1:28.93	(8)				1.35	
				Int2:	1:54.19	(7)				1.05	
				Int3:	2:13.67	(7)				1.38	
				Fin:	2:25.33	(6)				1.13	
29	BARTHET Anne-Sophie Head	FRA	Run1:	Int1:			I1-I2:				
				Int2:				I2-I3:			
				Int3:				I3-Fin:			
				Fin:	DNS						
			Run2:	Int1:			I1-I2:				
				Int2:				I2-I3:			
				Int3:				I3-Fin:			
				Fin:	DNS						
			Total:	Int1:							
				Int2:							
				Int3:							
				Fin:	DNS						
30	BARIOZ Taina Head	FRA	Run1:	Int1:	17.35	(21)	I1-I2:	25.55	(31)	0.63	
				Int2:	42.90	(22)		I2-I3:	18.12	(7)	1.36
				Int3:	1:01.02	(20)		I3-Fin:	11.55	(5)	1.71
				Fin:	1:12.57	(16)					1.90
			Run2:	Int1:	17.20	(25)	I1-I2:	25.10	(6)	0.62	
				Int2:	42.30	(13)		I2-I3:	19.24	(6)	0.75
				Int3:	1:01.54	(8)		I3-Fin:	11.58	(1)	0.51
				Fin:	1:13.12	(4)					0.28
			Total:	Int1:	1:29.77	(19)				2.19	
				Int2:	1:54.87	(20)				1.73	
				Int3:	2:14.11	(13)				1.82	
				Fin:	2:25.69	(8)				1.49	
31	SIEBENHOFER Ramona Head	AUT	Run1:	Int1:	17.58	(31)	I1-I2:	26.04	(41)	0.86	
				Int2:	43.62	(40)		I2-I3:	18.68	(34)	2.08
				Int3:	1:02.30	(40)		I3-Fin:	11.85	(28)	2.99
				Fin:	1:14.15	(38)					3.48
			Run2:	Int1:			I1-I2:				
				Int2:				I2-I3:			
				Int3:				I3-Fin:			
				Fin:	DNQ						
			Total:	Int1:							
				Int2:							
				Int3:							
				Fin:	DNQ						

Number of Competitors: 59

Bib	Name Ski	NSA	Positions			Partials			Difference		
			Pos.	Time	Rank	Pos.	Time	Rank	Time		
32	LAVTAR Katarina Voelkl	SLO	Run1:	Int1:	17.38	(22)	I1-I2:	25.59	(32)	0.66	
				Int2:	42.97	(25)		I2-I3:	18.44	(19)	1.43
				Int3:	1:01.41	(24)		I3-Fin:	11.96	(40)	2.10
				Fin:	1:13.37	(27)					2.70
			Run2:	Int1:	17.07	(19)	I1-I2:	25.09	(5)	0.49	
				Int2:	42.16	(10)		I2-I3:	19.44	(10)	0.61
				Int3:	1:01.60	(9)		I3-Fin:	11.80	(9)	0.57
				Fin:	1:13.40	(11)					0.56
			Total:	Int1:	1:30.44	(26)				2.86	
				Int2:	1:55.53	(24)				2.39	
				Int3:	2:14.97	(24)				2.68	
				Fin:	2:26.77	(22)				2.57	
			33	STAALNACKE Ylva Voelkl	SWE	Run1:	Int1:	17.85	(48)	I1-I2:	26.30
Int2:	44.15	(48)					I2-I3:	18.51	(23)		2.61
Int3:	1:02.66	(43)					I3-Fin:	11.85	(28)		3.35
Fin:	1:14.51	(44)									3.84
Run2:	Int1:						I1-I2:				
	Int2:							I2-I3:			
	Int3:							I3-Fin:			
	Fin:	DNQ									
Total:	Int1:										
	Int2:										
	Int3:										
	Fin:	DNQ									
34	TILLEY Alexandra Head	GBR				Run1:	Int1:	18.23	(55)	I1-I2:	
			Int2:				I2-I3:				
			Int3:				I3-Fin:				
			Fin:	DNF							
			Run2:	Int1:			I1-I2:				
				Int2:				I2-I3:			
				Int3:				I3-Fin:			
				Fin:	DNF						
			Total:	Int1:							
				Int2:							
				Int3:							
				Fin:	DNF						
			35	THALMANN Carmen Head	AUT	Run1:	Int1:	17.67	(40)	I1-I2:	25.36
Int2:	43.03	(28)					I2-I3:	18.75	(39)		1.49
Int3:	1:01.78	(30)					I3-Fin:	11.82	(21)		2.47
Fin:	1:13.60	(29)									2.93
Run2:	Int1:	16.81				(6)	I1-I2:	25.49	(19)	0.23	
	Int2:	42.30				(13)		I2-I3:	19.44	(10)	0.75
	Int3:	1:01.74				(15)		I3-Fin:	12.05	(27)	0.71
	Fin:	1:13.79				(17)					0.95
Total:	Int1:	1:30.41				(25)				2.83	
	Int2:	1:55.90				(26)				2.76	
	Int3:	2:15.34				(27)				3.05	
	Fin:	2:27.39				(27)				3.19	

Number of Competitors: 59

Bib	Name Ski	NSA	Positions			Partials			Difference	
			Pos.	Time	Rank	Pos.	Time	Rank	Time	
36	HASEGAWA Emi Atomic	JPN	Run1:	Int1:	17.67	(40)	I1-I2:	25.90	(38)	0.95
				Int2:	43.57	(39)	I2-I3:	18.68	(34)	2.03
				Int3:	1:02.25	(39)	I3-Fin:	11.94	(37)	2.94
				Fin:	1:14.19	(39)				3.52
			Run2:	Int1:			I1-I2:			
				Int2:			I2-I3:			
				Int3:			I3-Fin:			
				Fin:	DNQ					
			Total:	Int1:						
				Int2:						
	Int3:									
	Fin:	DNQ								
37	TOMMY Mikaela Rossignol	CAN	Run1:	Int1:	17.58	(31)	I1-I2:	25.50	(29)	0.86
				Int2:	43.08	(30)	I2-I3:	18.90	(43)	1.54
				Int3:	1:01.98	(35)	I3-Fin:	12.13	(47)	2.67
				Fin:	1:14.11	(36)				3.44
			Run2:	Int1:			I1-I2:			
				Int2:			I2-I3:			
				Int3:			I3-Fin:			
				Fin:	DNQ					
			Total:	Int1:						
				Int2:						
	Int3:									
	Fin:	DNQ								
38	HOLDENER Wendy Head	SUI	Run1:	Int1:	17.56	(30)	I1-I2:	25.91	(39)	0.84
				Int2:	43.47	(38)	I2-I3:	18.70	(36)	1.93
				Int3:	1:02.17	(38)	I3-Fin:	11.84	(27)	2.86
				Fin:	1:14.01	(35)				3.34
			Run2:	Int1:			I1-I2:			
				Int2:			I2-I3:			
				Int3:			I3-Fin:			
				Fin:	DNQ					
			Total:	Int1:						
				Int2:						
	Int3:									
	Fin:	DNQ								
39	CRAWFORD Candace Head	CAN	Run1:	Int1:	17.65	(39)	I1-I2:	25.80	(37)	0.93
				Int2:	43.45	(37)	I2-I3:	18.46	(20)	1.91
				Int3:	1:01.91	(34)	I3-Fin:	12.07	(43)	2.60
				Fin:	1:13.98	(33)				3.31
			Run2:	Int1:			I1-I2:			
				Int2:			I2-I3:			
				Int3:			I3-Fin:			
				Fin:	DNQ					
			Total:	Int1:						
				Int2:						
	Int3:									
	Fin:	DNQ								

Number of Competitors: 59

Bib	Name Ski	NSA	Positions			Partials			Difference		
			Pos.	Time	Rank	Pos.	Time	Rank	Time		
40	FRASSE SOMBET Coralie Head	FRA	Run1:	Int1:	17.64	(38)	I1-I2:	25.39	(25)	0.92	
				Int2:	43.03	(28)		I2-I3:	18.48	(21)	1.49
				Int3:	1:01.51	(28)		I3-Fin:	11.83	(24)	2.20
				Fin:	1:13.34	(26)					2.67
			Run2:	Int1:	17.38	(29)	I1-I2:	25.42	(17)	0.80	
				Int2:	42.80	(27)		I2-I3:	19.22	(4)	1.25
				Int3:	1:02.02	(19)		I3-Fin:	11.70	(3)	0.99
				Fin:	1:13.72	(16)					0.88
			Total:	Int1:	1:30.72	(29)				3.14	
				Int2:	1:56.14	(28)				3.00	
				Int3:	2:15.36	(28)				3.07	
				Fin:	2:27.06	(25)				2.86	
41	BRUNNER Stephanie Head	AUT	Run1:	Int1:	17.63	(35)	I1-I2:	25.48	(27)	0.91	
				Int2:	43.11	(32)		I2-I3:	18.75	(39)	1.57
				Int3:	1:01.86	(31)		I3-Fin:	12.12	(46)	2.55
				Fin:	1:13.98	(33)					3.31
			Run2:	Int1:			I1-I2:				
				Int2:				I2-I3:			
				Int3:				I3-Fin:			
				Fin:	DNQ						
			Total:	Int1:							
				Int2:							
				Int3:							
				Fin:	DNQ						
42	HOESL Simona Stoekli	GER	Run1:	Int1:	17.39	(23)	I1-I2:	25.75	(36)	0.67	
				Int2:	43.14	(33)		I2-I3:	18.93	(45)	1.60
				Int3:	1:02.07	(37)		I3-Fin:	12.17	(49)	2.76
				Fin:	1:14.24	(40)					3.57
			Run2:	Int1:			I1-I2:				
				Int2:				I2-I3:			
				Int3:				I3-Fin:			
				Fin:	DNQ						
			Total:	Int1:							
				Int2:							
				Int3:							
				Fin:	DNQ						
43	SWENN-LARSSON Anna Head	SWE	Run1:	Int1:	17.85	(48)	I1-I2:	25.96	(40)	1.13	
				Int2:	43.81	(43)		I2-I3:	18.67	(32)	2.27
				Int3:	1:02.48	(42)		I3-Fin:	11.95	(38)	3.17
				Fin:	1:14.43	(42)					3.76
			Run2:	Int1:			I1-I2:				
				Int2:				I2-I3:			
				Int3:				I3-Fin:			
				Fin:	DNQ						
			Total:	Int1:							
				Int2:							
				Int3:							
				Fin:	DNQ						

Number of Competitors: 59

Bib	Name Ski	NSA	Positions			Partials			Difference	
			Pos.	Time	Rank	Pos.	Time	Rank	Time	
44	MASSIOS Marie Head	FRA	Run1:	Int1:	17.74	(42)	I1-I2:	26.26	(46)	1.02
				Int2:	44.00	(45)	I2-I3:	19.12	(50)	2.46
				Int3:	1:03.12	(45)	I3-Fin:	11.93	(35)	3.81
				Fin:	1:15.05	(46)				4.38
			Run2:	Int1:			I1-I2:			
				Int2:			I2-I3:			
				Int3:			I3-Fin:			
				Fin:	DNQ					
			Total:	Int1:						
				Int2:						
	Int3:									
	Fin:	DNQ								
45	ROMANOVA Anastasia Atomic	RUS	Run1:	Int1:	17.81	(43)	I1-I2:	26.97	(53)	1.09
				Int2:	44.78	(50)	I2-I3:	19.04	(47)	3.24
				Int3:	1:03.82	(50)	I3-Fin:	12.27	(52)	4.51
				Fin:	1:16.09	(51)				5.42
			Run2:	Int1:			I1-I2:			
				Int2:			I2-I3:			
				Int3:			I3-Fin:			
				Fin:	DNQ					
			Total:	Int1:						
				Int2:						
	Int3:									
	Fin:	DNQ								
46	FANCHINI Sabrina Dynastar	ITA	Run1:	Int1:	17.98	(51)	I1-I2:	26.04	(41)	1.26
				Int2:	44.02	(46)	I2-I3:	19.20	(52)	2.48
				Int3:	1:03.22	(48)	I3-Fin:	12.08	(45)	3.91
				Fin:	1:15.30	(48)				4.63
			Run2:	Int1:			I1-I2:			
				Int2:			I2-I3:			
				Int3:			I3-Fin:			
				Fin:	DNQ					
			Total:	Int1:						
				Int2:						
	Int3:									
	Fin:	DNQ								
47	WILD Simone	SUI	Run1:	Int1:	17.83	(44)	I1-I2:	26.06	(43)	1.11
				Int2:	43.89	(44)	I2-I3:	18.84	(41)	2.35
				Int3:	1:02.73	(44)	I3-Fin:	11.73	(19)	3.42
				Fin:	1:14.46	(43)				3.79
			Run2:	Int1:			I1-I2:			
				Int2:			I2-I3:			
				Int3:			I3-Fin:			
				Fin:	DNQ					
			Total:	Int1:						
				Int2:						
	Int3:									
	Fin:	DNQ								

Number of Competitors: 59

Bib	Name Ski	NSA	Positions			Partials			Difference		
			Pos.	Time	Rank	Pos.	Time	Rank	Time		
48	CURTONI Elena Head	ITA	Run1:	Int1:	17.61	(33)	I1-I2:	25.38	(23)	0.89	
				Int2:	42.99	(26)		I2-I3:	18.48	(21)	1.45
				Int3:	1:01.47	(25)		I3-Fin:	11.83	(24)	2.16
				Fin:	1:13.30	(25)					2.63
			Run2:	Int1:	16.97	(15)	I1-I2:	24.58	(1)	0.39	
				Int2:	41.55	(1)		I2-I3:	19.61	(20)	0.00
				Int3:	1:01.16	(2)		I3-Fin:	11.80	(9)	0.13
				Fin:	1:12.96	(2)					0.12
			Total:	Int1:	1:30.27	(24)				2.69	
				Int2:	1:54.85	(17)				1.71	
				Int3:	2:14.46	(18)				2.17	
				Fin:	2:26.26	(17)				2.06	
			49	TRUPPE Katharina Fischer	AUT	Run1:	Int1:	17.63	(35)	I1-I2:	
Int2:							I2-I3:				
Int3:							I3-Fin:				
Fin:	DNF										
Run2:	Int1:						I1-I2:				
	Int2:							I2-I3:			
	Int3:							I3-Fin:			
	Fin:	DNF									
Total:	Int1:										
	Int2:										
	Int3:										
	Fin:	DNF									
50	MCJAMES Megan	USA				Run1:	Int1:	17.49	(27)	I1-I2:	26.31
			Int2:	43.80	(42)		I2-I3:	19.33	(53)		2.26
			Int3:	1:03.13	(47)		I3-Fin:	11.82	(21)		3.82
			Fin:	1:14.95	(45)						4.28
			Run2:	Int1:			I1-I2:				
				Int2:				I2-I3:			
				Int3:				I3-Fin:			
				Fin:	DNQ						
			Total:	Int1:							
				Int2:							
				Int3:							
				Fin:	DNQ						
			51	ANDO Asa Atomic	JPN	Run1:	Int1:	18.28	(56)	I1-I2:	26.63
Int2:	44.91	(52)					I2-I3:	18.91	(44)		3.37
Int3:	1:03.82	(50)					I3-Fin:	11.92	(34)		4.51
Fin:	1:15.74	(50)									5.07
Run2:	Int1:						I1-I2:				
	Int2:							I2-I3:			
	Int3:							I3-Fin:			
	Fin:	DNQ									
Total:	Int1:										
	Int2:										
	Int3:										
	Fin:	DNQ									

Number of Competitors: 59

Bib	Name Ski	NSA	Positions			Partials			Difference
			Pos.	Time	Rank	Pos.	Time	Rank	Time
52	ROBNIK Tina Fischer	SLO	Run1:	Int1: 17.83 (44) Int2: Int3: Fin: DNF		I1-I2: I2-I3: I3-Fin:		1.11	
			Run2:	Int1: Int2: Int3: Fin: DNF		I1-I2: I2-I3: I3-Fin:			
			Total:	Int1: Int2: Int3: Fin: DNF					
53	EKLUND Nathalie Head	SWE	Run1:	Int1: 17.83 (44) Int2: 43.32 (36) Int3: 1:01.98 (35) Fin: 1:13.85 (32)		I1-I2: 25.49 (28) I2-I3: 18.66 (31) I3-Fin: 11.87 (30)		1.11 1.78 2.67 3.18	
			Run2:	Int1: Int2: Int3: Fin: DNQ		I1-I2: I2-I3: I3-Fin:			
			Total:	Int1: Int2: Int3: Fin: DNQ					
54	ZELLER Lisa-Maria Fischer	AUT	Run1:	Int1: 18.07 (53) Int2: 44.87 (51) Int3: 1:04.06 (52) Fin: 1:16.31 (52)		I1-I2: 26.80 (52) I2-I3: 19.19 (51) I3-Fin: 12.25 (50)		1.35 3.33 4.75 5.64	
			Run2:	Int1: Int2: Int3: Fin: DNQ		I1-I2: I2-I3: I3-Fin:			
			Total:	Int1: Int2: Int3: Fin: DNQ					
55	GASIENICA-DANIEL Maryna	POL	Run1:	Int1: 17.63 (35) Int2: 43.71 (41) Int3: 1:02.33 (41) Fin: 1:14.35 (41)		I1-I2: 26.08 (44) I2-I3: 18.62 (30) I3-Fin: 12.02 (42)		0.91 2.17 3.02 3.68	
			Run2:	Int1: Int2: Int3: Fin: DNQ		I1-I2: I2-I3: I3-Fin:			
			Total:	Int1: Int2: Int3: Fin: DNQ					

Number of Competitors: 59

Bib	Name Ski	NSA	Positions			Partials			Difference
			Pos.	Time	Rank	Pos.	Time	Rank	Time
56	WIKSTROEM Emelie Voelkl	SWE	Run1:	Int1: 17.98 (51) Int2: 49.85 (54) Int3: Fin: DNF		I1-I2: 31.87 (54) I2-I3: I3-Fin:		1.26 8.31	
			Run2:	Int1: Int2: Int3: Fin: DNF		I1-I2: I2-I3: I3-Fin:			
			Total:	Int1: Int2: Int3: Fin: DNF					
57	VLHOVA Petra Rossignol	SVK	Run1:	Int1: 18.11 (54) Int2: 44.47 (49) Int3: 1:03.47 (49) Fin: 1:15.38 (49)		I1-I2: 26.36 (49) I2-I3: 19.00 (46) I3-Fin: 11.91 (33)		1.39 2.93 4.16 4.71	
			Run2:	Int1: Int2: Int3: Fin: DNQ		I1-I2: I2-I3: I3-Fin:			
			Total:	Int1: Int2: Int3: Fin: DNQ					
58	HUDSON Piera Stoekli	NZL	Run1:	Int1: 18.50 (58) Int2: Int3: Fin: DNF		I1-I2: I2-I3: I3-Fin:		1.78	
			Run2:	Int1: Int2: Int3: Fin: DNF		I1-I2: I2-I3: I3-Fin:			
			Total:	Int1: Int2: Int3: Fin: DNF					
59	GASUNA Lelde	LAT	Run1:	Int1: 18.38 (57) Int2: 45.05 (53) Int3: 1:04.11 (53) Fin: 1:16.47 (53)		I1-I2: 26.67 (51) I2-I3: 19.06 (49) I3-Fin: 12.36 (53)		1.66 3.51 4.80 5.80	
			Run2:	Int1: Int2: Int3: Fin: DNQ		I1-I2: I2-I3: I3-Fin:			
			Total:	Int1: Int2: Int3: Fin: DNQ					

LEGEND

Pos Intermediate or Speed Position Int1: Intermediate 1 Int3: Intermediate 3 DNS Did Not Start Run1 First Run
 Total First + Second Run Int2: Intermediate 2 DNF Did Not Finish Run2 Second Run Fin: Finish
 DNQ Did Not Qualify



Audi
FIS Ski World Cup

AUDI

FIS SKI WORLD CUP 2014/15



AFTER 7th LADIES' GIANT SLALOM
GIANT SLALOM FIS WCSL LIST

Rank	FIS Code	Name	NSA	Competition Results							Base - X + Y = WCSL-GS			
				1	2	3	4	5	6	7				
Number of Competitors: 60				25 OCT 2014 Soelden (AUT) 29 NOV 2014 Aspen (USA) 12 DEC 2014 Åre (SWE) 28 DEC 2014 Kühtai in Tirol (AUT) 12 FEB 2015 Vail / Beaver Creek (USA) 21 FEB 2015 Maribor (SLO) 13 MAR 2015 Åre (SWE)										
1	55947	FENNINGER Anna	AUT	100	22	40	80	100	100	100	598	523	542	617
2	6535237	SHIFFRIN Mikaela	USA	100	40	26	60	32	45	50	302	264	353	391
3	55898	BREM Eva-Maria	AUT	60	100	60	50	-	26	60	255	223	356	388
4	506399	HECTOR Sara	SWE	24	15	80	100	26	24	36	46	40	305	311
5	55838	ZETTEL Kathrin	AUT	50	80	24	16	36	40	20	284	249	266	301
6	205218	REBENSBURG Viktoria	GER	40	36	-	26	80	80	-	257	225	262	294
7	565243	MAZE Tina	SLO	9	50	100	36	45	-	11	284	249	251	286
8	297601	BRIGNONE Federica	ITA	45	60	50	5	-	32	45	222	194	237	265
9	296729	FANCHINI Nadia	ITA	29	-	45	-	-	50	80	257	225	204	236
10	505632	LINDELL-VIKARBY Jessica	SWE	24	4	36	9	60	9	13	528	462	155	221
11	355050	WEIRATHER Tina	LIE	26	-	15	20	50	60	18	219	192	189	216
12	505760	PIETILAE-HOLMNER Maria	SWE	32	22	29	6	29	7	12	379	332	137	184
13	196928	WORLEY Tessa	FRA	36	-	16	3	20	14	10	293	256	99	136
14	425771	LOESETH Nina	NOR	-	29	12	22	24	20	3	130	114	110	126
14	425929	MOWINCKEL Ragnhild	NOR	16	3	20	45	-	36	-	45	39	120	126
16	55759	KIRCHGASSER Michaela	AUT	-	45	22	10	40	-	-	66	58	117	125
17	296509	CURTONI Irene	ITA	18	16	-	18	-	29	15	166	145	96	117
18	516138	GUT Lara	SUI	-	9	10	13	-	12	29	314	275	73	112
19	505679	HANSDOTTER Frida	SWE	15	-	13	11	22	18	24	66	58	103	111
20	296259	MOELGG Manuela	ITA	-	26	-	15	-	15	26	124	109	82	97
21	106825	PREFONTAINE Marie-Pier	CAN	7	5	9	40	-	22	5	53	46	88	95
22	196793	MARMOTTAN Anemone	FRA	-	24	32	-	-	-	-	293	256	56	93
23	515747	GISIN Dominique	SUI	-	11	11	36	-	-	8	175	153	66	88
24	197319	BAUD Adeline	FRA	12	14	-	29	16	-	-	45	39	71	77
24	55576	GOERGL Elisabeth	AUT	-	32	-	24	-	13	-	66	58	69	77
26	299276	BASSINO Marta	ITA	10	12	-	-	-	-	40	-	-	62	62
27	565268	DREV Ana	SLO	-	18	18	-	-	-	24	-	-	60	60
28	297702	MARSAGLIA Francesca	ITA	-	6	-	7	-	16	16	78	68	45	55
29	196725	BARIOZ Taina	FRA	-	-	14	-	-	-	32	12	11	46	47
30	55750	FISCHBACHER Andrea	AUT	20	13	-	-	-	-	-	34	30	33	37



AFTER 7th LADIES' GIANT SLALOM
GIANT SLALOM FIS WCSL LIST

				25 OCT 2014 Soelden (AUT)	29 NOV 2014 Aspen (USA)	12 DEC 2014 Åre (SWE)	28 DEC 2014 Kühtai in Tirol (AUT)	12 FEB 2015 Vail / Beaver Creek (USA)	21 FEB 2015 Maribor (SLO)	13 MAR 2015 Åre (SWE)				
Number of Competitors: 60				1	2	3	4	5	6	7	Base	- X	+ Y = WCSL-GS	
Rank	FIS Code	Name	NSA	1	2	3	4	5	6	7	Base	- X	+ Y = WCSL-GS	
31	105269	GAGNON Marie-Michele	CAN	-	7	-	12	-	-	-	121	106	19	34
32	298124	AGNELLI Nicole	ITA	-	2	-	14	-	11	-	10	9	27	28
33	297910	CURTONI Elena	ITA	-	10	-	-	-	-	14	24	21	24	27
33	505886	KLING Kajsa	SWE	8	8	-	-	-	-	-	87	76	16	27
35	196179	BERTRAND Marion	FRA	-	-	-	-	-	11	8	58	51	19	26
36	206001	HOEFL-RIESCH Maria	GER	-	-	-	-	-	-	-	166	145	-	21
36	537544	VONN Lindsey	USA	-	-	-	-	18	-	-	26	23	18	21
38	565331	LAVTAR Katarina	SLO	-	-	7	-	-	-	9	29	25	16	20
39	537545	MANCUSO Julia	USA	14	-	-	-	-	-	-	42	37	14	19
40	516284	GISIN Michelle	SUI	14	-	-	-	-	-	-	-	-	14	14
40	56087	SIEBENHOFER Ramona	AUT	11	-	-	-	-	-	-	23	20	11	14
42	196726	BARTHET Anne-Sophie	FRA	-	-	-	-	-	8	-	43	38	8	13
43	295445	KARBON Denise	ITA	-	-	-	-	-	-	-	83	73	-	10
43	185140	POUTIAINEN Tanja	FIN	-	-	-	-	-	-	-	81	71	-	10
45	516280	HOLDENER Wendy	SUI	-	-	6	-	-	-	-	26	23	6	9
45	206367	HRONEK Veronique	GER	6	-	-	-	-	-	-	24	21	6	9
47	306249	HASEGAWA Emi	JPN	-	-	8	-	-	-	-	4	4	8	8
47	298694	PICHLER Karoline	ITA	-	-	-	8	-	-	-	-	-	8	8
49	538284	MCJAMES Megan	USA	5	-	-	-	-	-	-	13	11	5	7
50	506350	EKLUND Nathalie	SWE	-	-	-	-	-	6	-	-	-	6	6
50	197124	FRASSE SOMBET Coralie	FRA	-	-	-	-	-	-	6	-	-	6	6
50	55977	THALMANN Carmen	AUT	-	-	-	-	-	-	4	20	18	4	6
53	155699	PAULATHOVA Katerina	CZE	-	-	-	-	-	5	-	-	-	5	5
54	206444	HOESL Simona	GER	-	-	-	4	-	-	-	-	-	4	4
55	297171	FANCHINI Sabrina	ITA	-	-	-	-	-	-	-	15	13	-	2
55	425887	LOESETH Mona	NOR	-	-	-	-	-	-	-	19	17	-	2
55	106961	MIELZYNSKI Erin	CAN	-	-	-	-	-	-	-	15	13	-	2
58	55818	KOEHLE Stefanie	AUT	-	-	-	-	-	-	-	5	4	-	1
58	565360	STUHEC Iika	SLO	-	-	-	-	-	-	-	8	7	-	1
58	515766	SUTER Fabienne	SUI	-	-	-	-	-	-	-	8	7	-	1

Number of Competitors per Nation until 60th position

AUT : 9	CAN : 3	CZE : 1	FIN : 1	FRA : 7	GER : 4
ITA : 11	JPN : 1	LIE : 1	NOR : 3	SLO : 4	SUI : 5
SWE : 6	USA : 4				

LEGEND

Base Last season WCSL points
 X (Base / number of planned races in the current season) * number of completed races in the current season
 Y WC points won in the current season
 WCSL-GS World Cup Start List points for Giant Slalom

13-03-2015 / Åre (SWE) / 5202

Page 2/2

www.fis-ski.com

Generation Date: FRI 13 MAR 2015

Time: 19:57

Document: 60A 1.0



AFTER 7th LADIES' GIANT SLALOM
OVERALL FIS WCSL LIST

Number of Competitors: 143

Rank	FIS Code	Name	NSA	WCSL	DH	SL	GS	SG	SC
1	55947	FENNINGER Anna	AUT	1900	499 (1)	-	617 (1)	634 (1)	150 (2)
2	565243	MAZE Tina	SLO	1832	463 (3)	442 (3)	286 (7)	461 (3)	180 (1)
3	6535237	SHIFFRIN Mikaela	USA	1118	-	727 (1)	391 (2)	-	-
4	537544	VONN Lindsey	USA	1028	468 (2)	-	21 (36)	539 (2)	-
5	516138	GUT Lara	SUI	931	366 (4)	-	112 (18)	408 (4)	45 (8)
6	55838	ZETTEL Kathrin	AUT	811	-	410 (4)	301 (5)	-	100 (3)
7	205218	REBENSBURG Viktoria	GER	793	302 (7)	-	294 (6)	197 (9)	-
8	355050	WEIRATHER Tina	LIE	781	311 (6)	-	216 (11)	254 (8)	-
9	505679	HANSDOTTER Frida	SWE	747	-	636 (2)	111 (19)	-	-
10	55690	HOSP Nicole	AUT	728	135 (19)	242 (10)	-	271 (6)	80 (5)
11	55576	GOERGL Elisabeth	AUT	696	334 (5)	-	77 (24)	267 (7)	18 (22)
12	505760	PIETILAE-HOLMNER Maria	SWE	533	-	349 (6)	184 (12)	-	-
13	296729	FANCHINI Nadia	ITA	520	105 (22)	-	236 (9)	179 (12)	-
14	56128	HUETTER Cornelia	AUT	508	174 (15)	-	-	322 (5)	12 (25)
15	515747	GISIN Dominique	SUI	436	186 (12)	-	88 (23)	122 (15)	40 (10)
16	537545	MANCUSO Julia	USA	432	184 (14)	-	19 (39)	191 (10)	38 (11)
17	55898	BREM Eva-Maria	AUT	404	-	16 (45)	388 (3)	-	-
18	55759	KIRCHGASSER Michaela	AUT	391	-	174 (12)	125 (16)	-	92 (4)
18	425771	LOESETH Nina	NOR	391	-	265 (8)	126 (14)	-	-
20	505886	KLING Kajsa	SWE	380	170 (16)	-	27 (33)	183 (11)	-
21	155415	STRACHOVA Sarka	CZE	370	-	370 (5)	-	-	-
22	506399	HECTOR Sara	SWE	352	-	41 (36)	311 (4)	-	-
23	297601	BRIGNONE Federica	ITA	343	-	19 (41)	265 (8)	59 (28)	-
24	105269	GAGNON Marie-Michele	CAN	342	-	219 (11)	34 (31)	44 (33)	45 (8)
25	296472	FANCHINI Elena	ITA	333	271 (8)	-	-	62 (27)	-
26	515766	SUTER Fabienne	SUI	332	244 (9)	-	1 (58)	87 (21)	-
27	516280	HOLDENER Wendy	SUI	316	-	267 (7)	9 (45)	4 (60)	36 (13)
28	538573	ROSS Laurene	USA	313	197 (11)	-	-	84 (22)	32 (15)
29	55970	SCHMIDHOFER Nicole	AUT	285	156 (17)	-	-	129 (14)	-
30	425929	MOWINCKEL Ragnhild	NOR	264	33 (36)	-	126 (14)	76 (23)	29 (17)
31	296008	MERIGHETTI Daniela	ITA	258	185 (13)	-	-	73 (25)	-
32	705287	VELEZ ZUZULOVA Veronika	SVK	257	-	257 (9)	-	-	-
33	537582	COOK Stacey	USA	248	154 (18)	-	-	94 (19)	-
34	106849	YURKIW Larisa	CAN	247	231 (10)	-	-	16 (41)	-
35	297702	MARSAGLIA Francesca	ITA	232	6 (44)	-	55 (28)	113 (16)	58 (7)
36	505632	LINDELL-VIKARBY Jessica	SWE	228	-	-	221 (10)	7 (55)	-
37	565360	STUHEC Ilka	SLO	212	99 (23)	-	1 (58)	76 (23)	36 (13)

AFTER 7th LADIES' GIANT SLALOM
OVERALL FIS WCSL LIST

Number of Competitors: 143

Rank	FIS Code	Name	NSA	WCSL	DH	SL	GS	SG	SC
38	206001	HOEFL-RIESCH Maria	GER	202	58 (31)	57 (28)	21 (36)	66 (26)	-
39	297910	CURTONI Elena	ITA	182	-	-	27 (33)	142 (13)	13 (24)
40	296509	CURTONI Irene	ITA	178	-	61 (27)	117 (17)	-	-
41	495318	RUIZ CASTILLO Carolina	SPA	171	115 (21)	-	-	56 (31)	-
42	196928	WORLEY Tessa	FRA	169	-	-	136 (13)	33 (34)	-
43	55977	THALMANN Carmen	AUT	164	-	158 (13)	6 (50)	-	-
44	196968	BAILET Margot	FRA	163	30 (37)	-	-	57 (30)	76 (6)
45	296431	STUFFER Verena	ITA	162	67 (30)	-	-	95 (18)	-
46	106961	MIELZYNSKI Erin	CAN	157	-	155 (15)	2 (55)	-	-
47	56032	SCHILD Bernadette	AUT	156	-	156 (14)	-	-	-
48	516284	GISIN Michelle	SUI	152	-	138 (18)	14 (40)	-	-
48	296259	MOELGG Manuela	ITA	152	-	55 (29)	97 (20)	-	-
50	55766	STERZ Regina	AUT	145	40 (35)	-	-	105 (17)	-
51	296354	COSTAZZA Chiara	ITA	144	-	144 (16)	-	-	-
51	196806	NOENS Nastasia	FRA	144	-	144 (16)	-	-	-
53	196460	JAY MARCHAND-ARVIER M.	FRA	140	51 (34)	-	-	89 (20)	-
54	245066	MIKLOS Edit	HUN	138	125 (20)	-	-	13 (47)	-
55	56125	PUCHNER Mirjam	AUT	137	68 (29)	-	-	59 (28)	10 (27)
56	197319	BAUD Adeline	FRA	129	-	52 (31)	77 (24)	-	-
57	55750	FISCHBACHER Andrea	AUT	127	72 (28)	-	37 (30)	18 (39)	-
58	296427	SCHNARF Johanna	ITA	120	86 (27)	-	-	18 (39)	16 (23)
59	506146	SWENN-LARSSON Anna	SWE	117	-	117 (19)	-	-	-
60	196793	MARMOTTAN Anemone	FRA	100	-	7 (54)	93 (22)	-	-
61	515806	JNGLIN-KAMER Nadja	SUI	98	95 (24)	-	-	3 (62)	-
62	106825	PREFONTAINE Marie-Pier	CAN	95	-	-	95 (21)	-	-
63	206355	DUERR Lena	GER	94	-	94 (20)	-	-	-
64	55590	SCHILD Marlies	AUT	93	-	93 (21)	-	-	-
65	538685	MCKENNIS Alice	USA	92	87 (25)	-	-	5 (57)	-
66	515782	ABDERHALDEN Marianne	SUI	89	87 (25)	-	-	2 (64)	-
67	196803	MOUGEL Laurie	FRA	88	-	88 (22)	-	-	-
68	537772	STIEGLER Resi	USA	84	-	84 (23)	-	-	-
69	206367	HRONEK Veronique	GER	81	-	-	9 (45)	52 (32)	20 (20)
70	506583	SAEFVENBERG Charlotta	SWE	80	-	80 (24)	-	-	-
71	506341	WIKSTROEM Emelie	SWE	78	-	78 (25)	-	-	-
72	515997	FEIERABEND Denise	SUI	75	-	51 (32)	-	-	24 (19)
73	425880	SEJERSTED Lotte Smiseth	NOR	71	52 (33)	-	-	19 (38)	-
74	299276	BASSINO Marta	ITA	68	-	-	62 (26)	6 (56)	-
75	195983	ROLLAND Marion	FRA	66	55 (32)	-	-	11 (49)	-
75	56087	SIEBENHOFER Ramona	AUT	66	18 (39)	-	14 (40)	14 (46)	20 (20)
77	196725	BARIOZ Taina	FRA	65	-	18 (42)	47 (29)	-	-
77	196726	BARTHET Anne-Sophie	FRA	65	-	41 (36)	13 (42)	-	11 (26)
77	205239	WIRTH Barbara	GER	65	-	65 (26)	-	-	-
80	565268	DREV Ana	SLO	60	-	-	60 (27)	-	-
81	55807	DAUM Alexandra	AUT	55	-	55 (29)	-	-	-
82	506350	EKLUND Nathalie	SWE	48	-	42 (35)	6 (50)	-	-
83	565401	BUCIK Ana	SLO	47	-	15 (46)	-	-	32 (15)
83	206487	WIESLER Maren	GER	47	-	47 (33)	-	-	-

13-03-2015 / Åre (SWE) / 5202

Page 2/4

www.fis-ski.com

Generation Date: FRI 13 MAR 2015

Time: 19:57

Document: 60B 1.0



AFTER 7th LADIES' GIANT SLALOM
OVERALL FIS WCSL LIST

Number of Competitors: 143

Rank	FIS Code	Name	NSA	WCSL	DH	SL	GS	SG	SC
85	206279	GEIGER Christina	GER	45	-	45 (34)	-	-	-
85	197497	MIRADOLI Romane	FRA	45	-	-	-	16 (41)	29 (17)
87	197295	PIOT Jennifer	FRA	41	15 (41)	-	-	26 (36)	-
88	516334	CHABLE Charlotte	SUI	40	-	40 (38)	-	-	-
88	516219	NUFER Priska	SUI	40	3 (49)	-	-	28 (35)	9 (28)
90	565333	BRODNIK Vanja	SLO	39	-	-	-	2 (64)	37 (12)
91	515573	AUFDENBLATTEN Fraenzi	SUI	34	18 (39)	-	-	16 (41)	-
92	56258	AGER Christina	AUT	32	-	32 (39)	-	-	-
93	196179	BERTRAND Marion	FRA	29	-	3 (61)	26 (35)	-	-
94	298124	AGNELLI Nicole	ITA	28	-	-	28 (32)	-	-
95	55913	MOSER Stefanie	AUT	27	23 (38)	-	-	4 (60)	-
95	705423	VLHOVA Petra	SVK	27	-	27 (40)	-	-	-
97	426043	TVIBERG Maria Therese	NOR	26	15 (41)	-	-	11 (49)	-
98	185140	POUTIAINEN Tanja	FIN	24	-	14 (47)	10 (43)	-	-
99	107613	GRENIER Valerie	CAN	20	-	-	-	20 (37)	-
99	155563	KRIZOVA Klara	CZE	20	1 (53)	-	-	12 (48)	7 (29)
99	565331	LAVTAR Katarina	SLO	20	-	-	20 (38)	-	-
99	538305	SMITH Leanne	USA	20	5 (46)	-	-	15 (45)	-
103	56143	DYGRUBER Julia	AUT	18	-	18 (42)	-	-	-
103	297233	PARDELLER Sarah	ITA	18	-	18 (42)	-	-	-
103	539536	WILES Jacqueline	USA	18	12 (43)	-	-	1 (68)	5 (31)
106	56088	TIPPLER Tamara	AUT	17	1 (53)	-	-	16 (41)	-
106	56177	VENIER Stephanie	AUT	17	6 (44)	-	-	11 (49)	-
108	565320	FERK Marusa	SLO	15	5 (46)	1 (64)	-	9 (52)	-
109	25096	GUTIERREZ Mireia	AND	11	-	11 (48)	-	-	-
109	306249	HASEGAWA Emi	JPN	11	-	3 (61)	8 (47)	-	-
111	155728	DUBOVSKA Martina	CZE	10	-	10 (49)	-	-	-
111	295445	KARBON Denise	ITA	10	-	-	10 (43)	-	-
111	55818	KOEHLE Stefanie	AUT	10	-	-	1 (58)	9 (52)	-
111	107068	PHELAN Brittany	CAN	10	-	10 (49)	-	-	-
111	206532	SCHMOTZ Marlene	GER	10	-	10 (49)	-	-	-
116	506664	FJAELLSTROEM Magdalena	SWE	9	-	9 (52)	-	-	-
116	298323	GOGGIA Sofia	ITA	9	-	-	-	9 (52)	-
116	206460	WENIG Michaela	GER	9	4 (48)	-	-	5 (57)	-
119	298694	PICHLER Karoline	ITA	8	-	-	8 (47)	-	-
119	516109	VOGEL Nadja	SUI	8	-	8 (53)	-	-	-
121	297851	AZZOLA Michela	ITA	7	-	7 (54)	-	-	-
121	538284	MCJAMES Megan	USA	7	-	-	7 (49)	-	-
121	196812	PELLISSIER Marion	FRA	7	2 (51)	-	-	5 (57)	-
124	107387	CRAWFORD Candace	CAN	6	-	6 (56)	-	-	-
124	197124	FRASSE SOMBET Coralie	FRA	6	-	-	6 (50)	-	-
124	45331	SMALL Greta	AUS	6	-	-	-	-	6 (30)
127	516344	KOPP Rahel	SUI	5	-	5 (57)	-	-	-
127	155699	PAULATHOVA Katerina	CZE	5	-	-	5 (53)	-	-
127	206160	RIESCH Susanne	GER	5	-	5 (57)	-	-	-
127	106183	TERWIEL Elli	CAN	5	-	5 (57)	-	-	-
127	206536	WALLNER Marina	GER	5	-	5 (57)	-	-	-

13-03-2015 / Åre (SWE) / 5202

Page 3/4

www.fis-ski.com

Generation Date: FRI 13 MAR 2015

Time: 19:57

Document: 60B 1.0



AFTER 7th LADIES' GIANT SLALOM
OVERALL FIS WCSL LIST

Number of Competitors: 143

Rank	FIS Code	Name	NSA	WCSL	DH	SL	GS	SG	SC
132	206444	HOESL Simona	GER	4	-	-	4 (54)	-	-
132	315187	IGNJATOVIC Nevena	SRB	4	-	-	-	-	4 (32)
132	425887	LOESETH Mona	NOR	4	-	2 (63)	2 (55)	-	-
132	516319	SUTER Corinne	SUI	4	1 (53)	-	-	3 (62)	-
136	375018	COLETTI Alexandra	MON	3	3 (49)	-	-	-	-
137	225206	CRAWFORD-ALCOTT C.	GBR	2	-	-	-	2 (64)	-
137	297171	FANCHINI Sabrina	ITA	2	-	-	2 (55)	-	-
137	516185	HAEHLEN Joana	SUI	2	2 (51)	-	-	-	-
137	426100	HOLTMANN Mina Fuerst	NOR	2	-	-	-	2 (64)	-
141	538855	FORD Julia	USA	1	1 (53)	-	-	-	-
141	197006	GAUTHIER Marine	FRA	1	1 (53)	-	-	-	-
141	206174	STABER Veronika	GER	1	-	1 (64)	-	-	-

LEGEND

SC Alpine Combined points DH Downhill points SG Super-G points WCSL Overall points SL Slalom points
GS Giant Slalom points

13-03-2015 / Åre (SWE) / 5202

Page 4/4

www.fis-ski.com

Generation Date: FRI 13 MAR 2015

Time: 19:57

Document: 60B 1.0





Audi
FIS Ski World Cup

AUDI

FIS SKI WORLD CUP 2014/15



6th LADIES' GIANT SLALOM

GIANT SLALOM FIS WORLD CUP STANDINGS

Rank	FIS Code	Name	NSA	2014/15						WC-GS	Diff.
				1	2	3	4	5	6		
1	55947	FENNINGER Anna	AUT	100	22	40	80	100	100	442	
2	55898	BREM Eva-Maria	AUT	60	100	60	50	26	60	356	- 86
3	6535237	SHIFFRIN Mikaela	USA	100	40	26	60	45	50	321	- 121
4	506399	HECTOR Sara	SWE	24	15	80	100	24	36	279	- 163
5	297601	BRIGNONE Federica	ITA	45	60	50	5	32	45	237	- 205
6	55838	ZETTEL Kathrin	AUT	50	80	24	16	40	20	230	- 212
7	565243	MAZE Tina	SLO	9	50	100	36	-	11	206	- 236
8	296729	FANCHINI Nadia	ITA	29	-	45	-	50	80	204	- 238
9	205218	REBENBURG Viktoria	GER	40	36	-	26	80	-	182	- 260
10	355050	WEIRATHER Tina	LIE	26	-	15	20	60	18	139	- 303
11	425929	MOWINCKEL Ragnhild	NOR	16	3	20	45	36	-	120	- 322
12	505760	PIETILAE-HOLMNER Maria	SWE	32	22	29	6	7	12	108	- 334
13	296509	CURTONI Irene	ITA	18	16	-	18	29	15	96	- 346
14	505632	LINDELL-VIKARBY Jessica	SWE	24	4	36	9	9	13	95	- 347
15	106825	PREFONTAINE Marie-Pier	CAN	7	5	9	40	22	5	88	- 354
16	425771	LOESETH Nina	NOR	-	29	12	22	20	3	86	- 356
17	296259	MOELGG Manuela	ITA	-	26	-	15	15	26	82	- 360
18	505679	HANSDOTTER Frida	SWE	15	-	13	11	18	24	81	- 361
19	196928	WORLEY Tessa	FRA	36	-	16	3	14	10	79	- 363
20	55759	KIRCHGASSER Michaela	AUT	-	45	22	10	-	-	77	- 365
21	516138	GUT Lara	SUI	-	9	10	13	12	29	73	- 369
22	55576	GOERGL Elisabeth	AUT	-	32	-	24	13	-	69	- 373
23	515747	GISIN Dominique	SUI	-	11	11	36	-	8	66	- 376
24	299276	BASSINO Marta	ITA	10	12	-	-	-	40	62	- 380
25	565268	DREV Ana	SLO	-	18	18	-	-	24	60	- 382
26	196793	MARMOTTAN Anemone	FRA	-	24	32	-	-	-	56	- 386
27	197319	BAUD Adeline	FRA	12	14	-	29	-	-	55	- 387
28	196725	BARIOZ Taina	FRA	-	-	14	-	-	32	46	- 396
29	297702	MARSAGLIA Francesca	ITA	-	6	-	7	16	16	45	- 397
30	55750	FISCHBACHER Andrea	AUT	20	13	-	-	-	-	33	- 409
31	298124	AGNELLI Nicole	ITA	-	2	-	14	11	-	27	- 415



6th LADIES' GIANT SLALOM
GIANT SLALOM FIS WORLD CUP STANDINGS

25 OCT 2014 Soelden (AUT)
29 NOV 2014 Aspen (USA)
12 DEC 2014 Åre (SWE)
28 DEC 2014 Kühtai in Tiro (AUT)
21 FEB 2015 Maribor (SLO)
13 MAR 2015 Åre (SWE)

Number of Competitors: 50

Rank	FIS Code	Name	NSA	1	2	3	4	5	6	WC-GS	Diff.
32	297910	CURTONI Elena	ITA	-	10	-	-	-	14	24	- 418
33	196179	BERTRAND Marion	FRA	-	-	-	-	11	8	19	- 423
33	105269	GAGNON Marie-Michele	CAN	-	7	-	12	-	-	19	- 423
35	505886	KLING Kajsa	SWE	8	8	-	-	-	-	16	- 426
35	565331	LAVTAR Katarina	SLO	-	-	7	-	-	9	16	- 426
37	516284	GISIN Michelle	SUI	14	-	-	-	-	-	14	- 428
37	537545	MANCUSO Julia	USA	14	-	-	-	-	-	14	- 428
39	56087	SIEBENHOFER Ramona	AUT	11	-	-	-	-	-	11	- 431
40	196726	BARTHET Anne-Sophie	FRA	-	-	-	-	8	-	8	- 434
40	306249	HASEGAWA Emi	JPN	-	-	8	-	-	-	8	- 434
40	298694	PICHLER Karoline	ITA	-	-	-	8	-	-	8	- 434
43	506350	EKLUND Nathalie	SWE	-	-	-	-	6	-	6	- 436
43	197124	FRASSE SOMBET Coralie	FRA	-	-	-	-	-	6	6	- 436
43	516280	HOLDENER Wendy	SUI	-	-	6	-	-	-	6	- 436
43	206367	HRONEK Veronique	GER	6	-	-	-	-	-	6	- 436
47	538284	MCJAMES Megan	USA	5	-	-	-	-	-	5	- 437
47	155699	PAULATHOVA Katerina	CZE	-	-	-	-	5	-	5	- 437
49	206444	HOESL Simona	GER	-	-	-	4	-	-	4	- 438
49	55977	THALMANN Carmen	AUT	-	-	-	-	-	4	4	- 438

LEGEND

WC-GS World Cup for Giant Slalom Diff. Points Difference

13-03-2015 / Åre (SWE) / 5202

Page 2/2

www.fis-ski.com

Generation Date: FRI 13 MAR 2015

Time: 19:57

Document: 25A 1.0





Audi
FIS Ski World Cup

AUDI

FIS SKI WORLD CUP 2014/15



6th LADIES' GIANT SLALOM

OVERALL FIS WORLD CUP STANDINGS

Number of Competitors: 123

Rank	FIS Code	Name	NSA	Points	DH 7 races	SL 7 races	GS 6 races	SG 6 races	SC 1 race
1	55947	FENNINGER Anna	AUT	1341	367 (2)	-	442 (1)	432 (2)	100 (1)
2	565243	MAZE Tina	SLO	1296	306 (3)	374 (3)	206 (7)	330 (3)	80 (2)
3	537544	VONN Lindsey	USA	842	402 (1)	-	-	440 (1)	-
4	6535237	SHIFFRIN Mikaela	USA	800	-	479 (1)	321 (3)	-	-
5	55838	ZETTEL Kathrin	AUT	606	-	316 (4)	230 (6)	-	60 (3)
6	516138	GUT Lara	SUI	594	260 (5)	-	73 (21)	261 (4)	-
7	205218	REBENSBURG Viktoria	GER	573	269 (4)	-	182 (9)	122 (10)	-
8	55576	GOERGL Elisabeth	AUT	558	257 (6)	-	69 (22)	214 (6)	18 (14)
9	55690	HOSP Nicole	AUT	531	120 (18)	201 (9)	-	210 (7)	-
10	505679	HANSDOTTER Frida	SWE	530	-	449 (2)	81 (18)	-	-
11	355050	WEIRATHER Tina	LIE	527	243 (8)	-	139 (10)	145 (8)	-
12	56128	HUETTER Cornelia	AUT	408	142 (15)	-	-	254 (5)	12 (19)
13	296729	FANCHINI Nadia	ITA	404	79 (25)	-	204 (8)	121 (11)	-
14	505760	PIETILAE-HOLMNER Maria	SWE	377	-	269 (6)	108 (12)	-	-
15	55898	BREM Eva-Maria	AUT	368	-	12 (44)	356 (2)	-	-
16	515747	GISIN Dominique	SUI	350	149 (14)	-	66 (23)	95 (16)	40 (6)
17	537545	MANCUSO Julia	USA	331	163 (12)	-	14 (37)	132 (9)	22 (12)
18	506399	HECTOR Sara	SWE	320	-	41 (28)	279 (4)	-	-
19	297601	BRIGNONE Federica	ITA	314	-	18 (39)	237 (5)	59 (24)	-
20	296472	FANCHINI Elena	ITA	305	246 (7)	-	-	59 (24)	-
21	425771	LOESETH Nina	NOR	291	-	205 (8)	86 (16)	-	-
22	505886	KLING Kajsa	SWE	280	152 (13)	-	16 (35)	112 (12)	-
23	516280	HOLDENER Wendy	SUI	276	-	230 (7)	6 (43)	4 (52)	36 (7)
24	538573	ROSS Laurenne	USA	273	191 (11)	-	-	68 (18)	14 (17)
25	155415	STRACHOVA Sarka	CZE	271	-	271 (5)	-	-	-
26	515766	SUTER Fabienne	SUI	259	192 (10)	-	-	67 (19)	-
27	55759	KIRCHGASSER Michaela	AUT	253	-	144 (11)	77 (20)	-	32 (8)
28	105269	GAGNON Marie-Michele	CAN	234	-	141 (12)	19 (33)	29 (31)	45 (5)
29	425929	MOWINCKEL Ragnhild	NOR	214	32 (32)	-	120 (11)	62 (21)	-
29	106849	YURKIW Larisa	CAN	214	202 (9)	-	-	12 (41)	-
31	296008	MERIGHETTI Daniela	ITA	198	133 (17)	-	-	65 (20)	-
32	537582	COOK Stacey	USA	189	138 (16)	-	-	51 (29)	-
33	55970	SCHMIDHOFER Nicole	AUT	186	84 (22)	-	-	102 (15)	-
34	297702	MARSAGLIA Francesca	ITA	179	4 (43)	-	45 (29)	104 (14)	26 (10)
35	705287	VELEZ ZUZULOVA Veronika	SVK	163	-	163 (10)	-	-	-
36	495318	RUIZ CASTILLO Carolina	SPA	153	103 (19)	-	-	50 (30)	-
37	296509	CURTONI Irene	ITA	148	-	52 (24)	96 (13)	-	-

13-03-2015 / Åre (SWE) / 5202

Page 1/3

www.fis-ski.com

Generation Date: FRI 13 MAR 2015

Time: 19:57

Document: 25B 1.0



6th LADIES' GIANT SLALOM
OVERALL FIS WORLD CUP STANDINGS

Number of Competitors: 123

Rank	FIS Code	Name	NSA	Points	DH 7 races	SL 7 races	GS 6 races	SG 6 races	SC 1 race
38	297910	CURTONI Elena	ITA	147	-	-	24 (32)	110 (13)	13 (18)
39	516284	GISIN Michelle	SUI	144	-	130 (13)	14 (37)	-	-
40	565360	STUHEC Ilka	SLO	141	89 (21)	-	-	52 (28)	-
41	196968	BAILET Margot	FRA	136	29 (34)	-	-	57 (27)	50 (4)
41	56125	PUCHNER Mirjam	AUT	136	67 (26)	-	-	59 (24)	10 (21)
43	296259	MOELGG Manuela	ITA	134	-	52 (24)	82 (17)	-	-
44	296354	COSTAZZA Chiara	ITA	118	-	118 (14)	-	-	-
45	296431	STUFFER Verena	ITA	116	56 (27)	-	-	60 (23)	-
46	296427	SCHNARF Johanna	ITA	115	81 (24)	-	-	18 (37)	16 (15)
47	56032	SCHILD Bernadette	AUT	112	-	112 (15)	-	-	-
48	55977	THALMANN Carmen	AUT	110	-	106 (17)	4 (49)	-	-
49	196460	JAY MARCHAND-ARVIER M.	FRA	107	45 (29)	-	-	62 (21)	-
49	106961	MIELZYNSKI Erin	CAN	107	-	107 (16)	-	-	-
51	197319	BAUD Adeline	FRA	105	-	50 (27)	55 (27)	-	-
52	245066	MIKLOS Edit	HUN	101	92 (20)	-	-	9 (45)	-
53	196928	WORLEY Tessa	FRA	100	-	-	79 (19)	21 (33)	-
54	505632	LINDELL-VIKARBY Jessica	SWE	95	-	-	95 (14)	-	-
55	55766	STERZ Regina	AUT	94	23 (35)	-	-	71 (17)	-
56	55750	FISCHBACHER Andrea	AUT	89	43 (31)	-	33 (30)	13 (40)	-
57	106825	PREFONTAINE Marie-Pier	CAN	88	-	-	88 (15)	-	-
58	538685	MCKENNIS Alice	USA	87	82 (23)	-	-	5 (49)	-
59	196803	MOUGEL Laurie	FRA	79	-	79 (18)	-	-	-
60	537772	STIEGLER Resi	USA	75	-	75 (19)	-	-	-
61	196806	NOENS Nastasia	FRA	74	-	74 (20)	-	-	-
62	506146	SWENN-LARSSON Anna	SWE	73	-	73 (21)	-	-	-
63	506583	SAEFVENBERG Charlotta	SWE	71	-	71 (22)	-	-	-
64	206355	DUERR Lena	GER	69	-	69 (23)	-	-	-
65	299276	BASSINO Marta	ITA	68	-	-	62 (24)	6 (47)	-
66	196725	BARIOZ Taina	FRA	62	-	16 (41)	46 (28)	-	-
67	565268	DREV Ana	SLO	60	-	-	60 (25)	-	-
68	56087	SIEBENHOFER Ramona	AUT	59	16 (37)	-	11 (39)	12 (41)	20 (13)
69	196793	MARMOTTAN Anemone	FRA	56	-	-	56 (26)	-	-
70	196726	BARTHET Anne-Sophie	FRA	53	-	34 (31)	8 (40)	-	11 (20)
71	506341	WIKSTROEM Emelie	SWE	51	-	51 (26)	-	-	-
72	515997	FEIERABEND Denise	SUI	49	-	25 (34)	-	-	24 (11)
73	515806	JNGLIN-KAMER Nadja	SUI	48	48 (28)	-	-	-	-
74	197497	MIRADOLI Romane	FRA	45	-	-	-	16 (38)	29 (9)
75	515782	ABDERHALDEN Marianne	SUI	44	44 (30)	-	-	-	-
76	55807	DAUM Alexandra	AUT	41	-	41 (28)	-	-	-
77	205239	WIRTH Barbara	GER	38	-	38 (30)	-	-	-
78	516219	NUFER Priska	SUI	37	2 (46)	-	-	26 (32)	9 (22)
79	425880	SEJERSTED Lotte Smiseth	NOR	35	31 (33)	-	-	4 (52)	-
80	197295	PIOT Jennifer	FRA	34	13 (39)	-	-	21 (33)	-
81	506350	EKLUND Nathalie	SWE	33	-	27 (32)	6 (43)	-	-
82	298124	AGNELLI Nicole	ITA	27	-	-	27 (31)	-	-
82	705423	VLHOVA Petra	SVK	27	-	27 (32)	-	-	-
84	206367	HRONEK Veronique	GER	26	-	-	6 (43)	20 (35)	-

13-03-2015 / Åre (SWE) / 5202

Page 2/3

www.fis-ski.com

Generation Date: FRI 13 MAR 2015

Time: 19:57

Document: 25B 1.0



6th LADIES' GIANT SLALOM
OVERALL FIS WORLD CUP STANDINGS

Number of Competitors: 123

Rank	FIS Code	Name	NSA	Points	DH 7 races	SL 7 races	GS 6 races	SG 6 races	SC 1 race
84	426043	TVIBERG Maria Therese	NOR	26	15 (38)	-	-	11 (44)	-
86	206279	GEIGER Christina	GER	25	-	25 (34)	-	-	-
87	516334	CHABLE Charlotte	SUI	24	-	24 (36)	-	-	-
87	195983	ROLLAND Marion	FRA	24	18 (36)	-	-	6 (47)	-
89	565401	BUCIK Ana	SLO	23	-	15 (43)	-	-	8 (23)
90	206487	WIESLER Maren	GER	22	-	22 (37)	-	-	-
91	107613	GRENIER Valerie	CAN	20	-	-	-	20 (35)	-
92	56258	AGER Christina	AUT	19	-	19 (38)	-	-	-
92	196179	BERTRAND Marion	FRA	19	-	-	19 (33)	-	-
92	155563	KRIZOVA Klara	CZE	19	-	-	-	12 (41)	7 (24)
95	56143	DYGRUBER Julia	AUT	18	-	18 (39)	-	-	-
96	565333	BRODNIK Vanja	SLO	17	-	-	-	2 (55)	15 (16)
97	565331	LAVTAR Katarina	SLO	16	-	-	16 (35)	-	-
97	297233	PARDELLER Sarah	ITA	16	-	16 (41)	-	-	-
97	56088	TIPPLER Tamara	AUT	16	-	-	-	16 (38)	-
97	539536	WILES Jacqueline	USA	16	10 (40)	-	-	1 (58)	5 (26)
101	56177	VENIER Stephanie	AUT	14	6 (42)	-	-	8 (46)	-
102	25096	GUTIERREZ Mireia	AND	11	-	11 (45)	-	-	-
102	306249	HASEGAWA Emi	JPN	11	-	3 (51)	8 (40)	-	-
104	155728	DUBOVSKA Martina	CZE	9	-	9 (46)	-	-	-
104	55913	MOSER Stefanie	AUT	9	9 (41)	-	-	-	-
104	206460	WENIG Michaela	GER	9	4 (43)	-	-	5 (49)	-
107	298694	PICHLER Karoline	ITA	8	-	-	8 (40)	-	-
107	206532	SCHMOTZ Marlene	GER	8	-	8 (47)	-	-	-
107	516109	VOGEL Nadja	SUI	8	-	8 (47)	-	-	-
110	107387	CRAWFORD Candace	CAN	6	-	6 (49)	-	-	-
110	197124	FRASSE SOMBET Coralie	FRA	6	-	-	6 (43)	-	-
110	196812	PELLISSIER Marion	FRA	6	1 (47)	-	-	5 (49)	-
110	45331	SMALL Greta	AUS	6	-	-	-	-	6 (25)
114	516344	KOPP Rahel	SUI	5	-	5 (50)	-	-	-
114	538284	MCJAMES Megan	USA	5	-	-	5 (47)	-	-
114	155699	PAULATHOVA Katerina	CZE	5	-	-	5 (47)	-	-
117	206444	HOESL Simona	GER	4	-	-	4 (49)	-	-
117	315187	IGNJATOVIC Nevena	SRB	4	-	-	-	-	4 (27)
117	516319	SUTER Corinne	SUI	4	1 (47)	-	-	3 (54)	-
120	375018	COLETTI Alexandra	MON	3	3 (45)	-	-	-	-
121	565320	FERK Marusa	SLO	2	-	-	-	2 (55)	-
121	426100	HOLTMANN Mina Fuerst	NOR	2	-	-	-	2 (55)	-
123	298323	GOGGIA Sofia	ITA	1	-	-	-	1 (58)	-

LEGEND

SC Alpine Combined points DH Downhill points SG Super-G points Points Overall points SL Slalom points
GS Giant Slalom points

13-03-2015 / Åre (SWE) / 5202

Page 3/3

www.fis-ski.com

Generation Date: FRI 13 MAR 2015

Time: 19:57

Document: 25B 1.0





Audi
FIS Ski World Cup

AUDI

FIS SKI WORLD CUP 2014/15



6th LADIES' GIANT SLALOM LADIES FIS NATION CUP

Number of Nations: 20

Rank	NSA	Points	Diff.	DH	SL	GS	SG	SC	TE
1	AUT Austria	4968		1134	969	1222	1391	252	-
2	USA United States of America	2618	- 2350	986	554	340	697	41	-
3	ITA Italy	2298	- 2670	599	256	785	603	55	-
4	SUI Switzerland	1842	- 3126	696	422	159	456	109	-
5	SWE Sweden	1830	- 3138	152	981	585	112	-	-
6	SLO Slovenia	1555	- 3413	395	389	282	386	103	-
7	FRA France	906	- 4062	106	253	269	188	90	-
8	GER Germany	774	- 4194	273	162	192	147	-	-
9	CAN Canada	669	- 4299	202	254	107	61	45	-
10	NOR Norway	568	- 4400	78	205	206	79	-	-
11	LIE Liechtenstein	527	- 4441	243	-	139	145	-	-
12	CZE Czech Republic	304	- 4664	-	280	5	12	7	-
13	SVK Slovakia	190	- 4778	-	190	-	-	-	-
14	SPA Spain	153	- 4815	103	-	-	50	-	-
15	HUN Hungary	101	- 4867	92	-	-	9	-	-
16	AND Andorra	11	- 4957	-	11	-	-	-	-
16	JPN Japan	11	- 4957	-	3	8	-	-	-
18	AUS Australia	6	- 4962	-	-	-	-	6	-
19	SRB Serbia	4	- 4964	-	-	-	-	4	-
20	MON Monaco	3	- 4965	3	-	-	-	-	-





Audi
FIS Ski World Cup

AUDI

FIS SKI WORLD CUP 2014/15



6th LADIES' GIANT SLALOM FIS OVERALL NATION CUP

Number of Nations: 25

Rk	NSA	Overall+TE			DH Points			SL Points			GS Points			SG Points			SC Points		
		M+W	M	W	M+W	M	W	M+W	M	W	M+W	M	W	M+W	M	W	M+W	M	W
1	AUT	9928	4960	4968	2939	1805	1134	1657	688	969	2154	932	1222	2685	1294	1391	493	241	252
2	ITA	5177	2879	2298	1540	941	599	1044	788	256	1212	427	785	1278	675	603	103	48	55
3	SUI	4445	2603	1842	1823	1127	696	652	230	422	463	304	159	1102	646	456	405	296	109
4	USA	4327	1709	2618	1707	721	986	661	107	554	843	503	340	981	284	697	135	94	41
5	FRA	3967	3061	906	898	792	106	843	590	253	1127	858	269	700	512	188	399	309	90
6	SWE	3005	1175	1830	157	5	152	2013	1032	981	713	128	585	113	1	112	9	9	-
7	GER	2611	1837	774	466	193	273	1223	1061	162	731	539	192	184	37	147	7	7	-
8	NOR	2540	1972	568	605	527	78	760	555	205	530	324	206	616	537	79	29	29	-
9	SLO	1677	122	1555	451	56	395	391	2	389	299	17	282	408	22	386	128	25	103
10	CAN	1324	655	669	495	293	202	276	22	254	166	59	107	336	275	61	51	6	45
11	LIE	527	-	527	243	-	243	-	-	-	139	-	139	145	-	145	-	-	-
12	CZE	519	215	304	63	63	-	286	6	280	23	18	5	38	26	12	109	102	7
13	RUS	398	398	-	-	-	-	391	391	-	-	-	-	5	5	-	2	2	-
14	CRO	294	294	-	1	1	-	60	60	-	45	45	-	6	6	-	182	182	-
15	SVK	267	77	190	-	-	-	215	25	190	-	-	-	-	-	-	52	52	-
16	SPA	153	-	153	103	-	103	-	-	-	-	-	-	50	-	50	-	-	-
17	FIN	128	128	-	-	-	-	-	-	-	128	128	-	-	-	-	-	-	-
18	HUN	101	-	101	92	-	92	-	-	-	-	-	-	9	-	9	-	-	-
19	JPN	58	47	11	-	-	-	50	47	3	8	-	8	-	-	-	-	-	-
20	GBR	45	45	-	-	-	-	45	45	-	-	-	-	-	-	-	-	-	-
21	POL	26	26	-	-	-	-	-	-	-	-	-	-	-	-	-	26	26	-
22	AND	11	-	11	-	-	-	11	-	11	-	-	-	-	-	-	-	-	-
23	AUS	6	-	6	-	-	-	-	-	-	-	-	-	-	-	-	6	-	6
24	SRB	4	-	4	-	-	-	-	-	-	-	-	-	-	-	-	4	-	4
25	MON	3	-	3	3	-	3	-	-	-	-	-	-	-	-	-	-	-	-



AFTER 6th LADIES' GIANT SLALOM
MANUFACTURERS STANDINGS LADIES

Number of Manufacturers: 8

Rank	Manufacturer	Points	Diff.	DH	SL	GS	SG	SC
1	Head	2910		945	150	600	1115	100
2	Rossignol	1795	- 1115	405	785	285	275	45
3	Stoekli	1595	- 1315	480	345	270	420	80
4	Atomic	1550	- 1360	160	700	570	60	60
5	Voelkl	945	- 1965	185	240	330	190	-
6	Dynastar	625	- 2285	365	-	175	45	40
7	Fischer	540	- 2370	110	280	-	150	-
8	Salomon	215	- 2695	-	125	40	-	50

AFTER 6th LADIES' GIANT SLALOM
MANUFACTURERS STANDINGS OVERALL

Number of Manufacturers: 10

Rk	Manuf.	Overall			DH Points			SL Points			GS Points			SG Points			SC Points		
		M+W	M	W	M+W	M	W	M+W	M	W	M+W	M	W	M+W	M	W	M+W	M	W
1	Head	6420	3510	2910	2315	1370	945	245	95	150	1265	665	600	2300	1185	1115	295	195	100
2	Atomic	3555	2005	1550	570	410	160	1360	660	700	1290	720	570	155	95	60	180	120	60
3	Rossignol	3000	1205	1795	715	310	405	1205	420	785	445	160	285	450	175	275	185	140	45
4	Nordica	1970	1970	-	345	345	-	880	880	-	350	350	-	335	335	-	60	60	-
5	Fischer	1685	1145	540	355	245	110	795	515	280	145	145	-	280	130	150	110	110	-
6	Stoeckli	1595	-	1595	480	-	480	345	-	345	270	-	270	420	-	420	80	-	80
7	Voelkl	1415	470	945	185	-	185	670	430	240	370	40	330	190	-	190	-	-	-
8	Salomon	1375	1160	215	665	665	-	125	-	125	170	130	40	240	240	-	175	125	50
9	Dynastar	625	-	625	365	-	365	-	-	-	175	-	175	45	-	45	40	-	40
10	Blizzard	180	180	-	50	50	-	-	-	-	40	40	-	90	90	-	-	-	-