




FIS ALPINE WORLD SKI CHAMPIONSHIPS SWEDEN



SKISTAR FIS ALPINE WORLD SKI CHAMPIONSHIPS 2019



Åre (SWE)



Ladies' Alpine Combined
ENTRY LIST BY NSA

Number of Competitors: 35 Number of NSA: 18

NSA	FIS Code	Name	Date of Birth	FIS Points (5th of February 2019 - List 13)					AC
				DH	SL	GS	SG		
AUS (1)	45331	SMALL Greta	16.10.1995	37.12 (110)	35.13 (394)	29.60 (375)	42.57 (238)	69.68 (181)	
AUT (4)	56258	AGER Christina	11.11.1995	21.22 (56)	51.33 (766)	32.97 (440)	9.67 (38)	5.86 (27)	
	56392	GRITSCH Franziska	15.03.1997	30.27 (91)	9.94 (59)	7.68 (43)	10.67 (41)	25.03 (48)	
	56174	HAASER Ricarda	10.09.1993	5.82 (24)	12.68 (87)	4.73 (11)	8.83 (37)	5.16 (16)	
	56087	SIEBENHOFER Ramona	29.07.1991	0.73 (3)	83.70(1606)	33.96 (461)	5.04 (20)	3.49 (6)	
CAN (2)	105269	GAGNON Marie-Michele	25.04.1989	28.23 (82)	9.18 (50)	5.59 (21)	5.70 (28)	4.39 (12)	
	107583	REMME Roni	14.02.1996	33.40 (101)	5.76 (19)	19.73 (197)	15.88 (58)	48.44 (105)	
CZE (2)	155763	LEDECKA Ester	23.03.1995	5.31 (20)	26.55 (265)	18.03 (170)	5.59 (27)	44.00 (94)	
	155699	PAULATHOVA Katerina	23.07.1993	60.67 (215)	45.85 (628)	15.58 (127)	24.25 (104)	57.49 (130)	
FRA (1)	196726	BARTHET Anne-Sophie	23.02.1988	39.97 (121)	16.73 (132)	55.62(1030)	28.66 (141)	5.57 (22)	
GER (1)	206652	PFISTER Meike	06.02.1996	24.96 (66)	106.73(2089)	14.77 (114)	18.00 (65)	47.39 (101)	
ITA (3)	299276	BASSINO Marta	27.02.1996	26.89 (73)	56.61 (895)	4.18 (9)	13.68 (48)	3.08 (4)	
	297601	BRIGNONE Federica	14.07.1990	5.86 (26)	28.74 (304)	2.28 (4)	3.38 (7)	2.50 (3)	
	299466	DELAGO Nicol	05.01.1996	4.31 (14)	63.07(1046)	47.02 (817)	6.04 (33)	5.83 (26)	
LIE (1)	355050	WEIRATHER Tina	24.05.1989	2.86 (9)	491.18(3758)	22.96 (247)	0.00 (1)	66.23 (162)	
MON (1)	375018	COLETTI Alexandra	08.08.1983	38.55 (114)	999.00(3822)	183.32(3088)	46.33 (272)	86.57 (253)	
NOR (2)	426257	LIE Kajsja Vickhoff	20.06.1998	22.77 (59)	19.95 (165)	22.82 (242)	5.78 (29)	5.99 (30)	
	425929	MOWINCKEL Ragnhild	12.09.1992	4.48 (16)	81.26(1550)	2.40 (5)	1.91 (4)	3.84 (8)	
POL (1)	435334	GASIENICA-DANIEL Maryna	19.02.1994	52.17 (169)	38.90 (477)	6.00 (31)	22.83 (97)	42.43 (88)	
RUS (2)	485941	PLESHKOVA Iulija	17.05.1997	30.79 (93)	60.78 (994)	27.63 (332)	21.66 (92)	61.98 (146)	
	485749	PROKOPYEVA Aleksandra	24.07.1994	28.33 (83)	41.20 (528)	12.85 (89)	23.42 (100)	48.42 (104)	
SLO (2)	565320	FERK Marusa	27.09.1988	39.90 (120)	5.99 (30)	19.52 (193)	27.09 (125)	5.38 (19)	
	565360	STUHEC Ilka	26.10.1990	0.00 (1)	17.64 (142)	19.02 (183)	2.72 (6)	3.49 (6)	
SRB (1)	315187	IGNJATOVIC Nevena	28.12.1990	36.07 (109)	14.61 (107)	6.00 (31)	25.21 (112)	4.39 (12)	
SUI (5)	516248	FLURY Jasmine	16.09.1993	4.75 (18)	300.95(3568)	36.35 (535)	4.30 (13)	109.83 (358)	
	516138	GUT-BEHRAMI Lara	27.04.1991	4.64 (17)	70.50(1239)	5.64 (23)	1.83 (3)	35.18 (67)	
	516185	HAEHLEN Joana	23.01.1992	5.61 (22)	242.00(3409)	57.05(1078)	4.63 (15)	69.90 (182)	
	516280	HOLDENER Wendy	12.05.1993	24.28 (63)	2.68 (3)	3.78 (8)	5.43 (25)	0.00 (1)	
	516319	SUTER Corinne	28.09.1994	3.62 (11)	320.67(3625)	35.39 (499)	4.95 (18)	45.83 (99)	

08-02-2019 / Åre (SWE) / 5107

Page 1/2

Data Processing by LONGINES


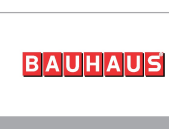
www.fis-ski.com

LONGINES Timing

Generation date : THU 7 FEB 2019

Time : 17:53

Document: C32E 1.0



Åre (SWE)

 Ladies' Alpine Combined
ENTRY LIST BY NSA

Number of Competitors: 35 Number of NSA: 18

NSA	FIS Code	Name	Date of Birth	FIS Points (5th of February 2019 - List 13)						
				DH	SL	GS	SG	AC		
SVK (1)	705423	VLHOVA Petra	13.06.1995	28.56 (85)	1.56 (2)	2.75 (6)	28.31 (135)	3.36 (5)		
SWE (3)	506933	DANNEWITZ Ida	27.03.1999	52.82 (172)	16.21 (125)	31.76 (414)	33.26 (165)	30.91 (56)		
	506701	HOERNBLAD Lisa	06.03.1996	21.86 (57)	28.24 (290)	15.30 (122)	11.05 (42)	18.75 (39)		
	506718	IVARSSON Lin	08.01.1996	24.64 (64)	97.80(1906)	30.77 (395)	25.26 (114)	63.12 (149)		
USA (2)	6535600	MERRYWEATHER Alice	05.10.1996	19.56 (52)	70.33(1228)	24.30 (263)	24.26 (105)	45.58 (98)		
	537544	VONN Lindsey	18.10.1984	2.94 (10)	84.23(1617)	14.76 (113)	5.18 (23)	5.13 (15)		

Legend:

AC	Alpine Combined	DH	Downhill	GS	Giant Slalom	SG	Super-G
SL	Slalom						





ARE 2019

FIS ALPINE WORLD SKI CHAMPIONSHIPS SWEDEN



SKISTAR FIS ALPINE WORLD SKI CHAMPIONSHIPS 2019



Åre (SWE)



Ladies' Alpine Combined

DRAW LIST

Number of Competitors: 35 Number of NSA: 18

Rank 120 in the FIS List: **ABDERHALDEN Marianne**

FIS Pts: **53.78**

No	FIS Code	Name	NSA Code	WCSL AC	WCSL Overall	FIS AC	FIS DH
1	516280	HOLDENER Wendy	SUI	210 (1)	1144 (3)	0.00 (1)	24.28 (63)
2	297601	BRIGNONE Federica	ITA	132 (3)	909 (7)	2.50 (3)	5.86 (26)
3	299276	BASSINO Marta	ITA	114 (4)	427 (18)	3.08 (4)	26.89 (73)
4	705423	VLHOVA Petra	SVK	105 (5)	1180 (2)	3.36 (5)	28.56 (85)
5	56087	SIEBENHOFER Ramona	AUT	101 (6)	649 (13)	3.49 (6)	0.73 (3)
6	565360	STUHEC Ilka	SLO	101 (6)	867 (8)	3.49 (6)	0.00 (1)
7	425929	MOWINCKEL Ragnhild	NOR	90 (8)	1045 (4)	3.84 (8)	4.48 (16)
8	315187	IGNJATOVIC Nevena	SRB	73 (12)	79 (78)	4.39 (12)	36.07 (109)
9	105269	GAGNON Marie-Michele	CAN	73 (12)	256 (35)	4.39 (12)	28.23 (82)
10	537544	VONN Lindsey	USA	50 (15)	413 (20)	5.13 (15)	2.94 (10)
11	56174	HAASER Ricarda	AUT	49 (16)	348 (26)	5.16 (16)	5.82 (24)
12	565320	FERK Marusa	SLO	42 (19)	99 (67)	5.38 (19)	39.90 (120)
13	196726	BARTHET Anne-Sophie	FRA	36 (22)	38 (99)	5.57 (22)	39.97 (121)
14	299466	DELAGO Nicol	ITA	28 (26)	263 (34)	5.83 (26)	4.31 (14)
15	56258	AGER Christina	AUT	27 (27)	125 (56)	5.86 (27)	21.22 (56)
16	+500 516138	GUT-BEHRAMI Lara	SUI	22 (31)	620 (14)	35.18 (67)	4.64 (17)
17	426257	LIE Kajsa Vickhoff	NOR	23 (30)	140 (52)	5.99 (30)	22.77 (59)
18	6535600	MERRYWEATHER Alice	USA	16 (34)	80 (76)	45.58 (98)	19.56 (52)
19	506701	HOERNBLAD Lisa	SWE	9 (41)	97 (69)	18.75 (39)	21.86 (57)
20	155699	PAULATHOVA Katerina	CZE	8 (43)	8 (137)	>57.49 (130)	60.67 (215)
21	435334	GASIENICA-DANIEL Maryna	POL	1 (50)	26 (114)	42.43 (88)	52.17 (169)
22	+500 355050	WEIRATHER Tina	LIE	-	733 (10)	>66.23 (162)	2.86 (9)
23	56392	GRITSCH Franziska	AUT	-	22 (118)	25.03 (48)	30.27 (91)
24	506933	DANNEWITZ Ida	SWE	-	-	30.91 (56)	52.82 (172)
25	155763	LEDECKA Ester	CZE	-	203 (41)	44.00 (94)	5.31 (20)
26	516319	SUTER Corinne	SUI	-	413 (20)	45.83 (99)	3.62 (11)
27	206652	PFISTER Meike	GER	-	23 (116)	47.39 (101)	24.96 (66)
28	485749	PROKOPYEVA Aleksandra	RUS	-	-	48.42 (104)	28.33 (83)
29	107583	REMME Roni	CAN	-	98 (68)	48.44 (105)	33.40 (101)
30	485941	PLESHKOVA Iulija	RUS	-	-	>61.98 (146)	30.79 (93)
31	506718	IVARSSON Lin	SWE	-	-	>63.12 (149)	24.64 (64)
32	45331	SMALL Greta	AUS	-	-	>69.68 (181)	37.12 (110)
33	516185	HAEHLEN Joana	SUI	-	249 (37)	>69.90 (182)	5.61 (22)
34	375018	COLETTI Alexandra	MON	-	1 (160)	>86.57 (253)	38.55 (114)
35	516248	FLURY Jasmine	SUI	-	326 (28)	>109.83 (358)	4.75 (18)

Legend:

+ 500 At least 500 points on WCSL-O after 15th place or after 30th place
> Greater than 120th rank in the FIS points list
No Control Number
WCSL AC FIS World Cup Start List points for Alpine Combined
FIS_AC FIS points for AC (13th FIS points list 2018/2019)

08-02-2019 / Åre (SWE) / 5107

Page 1/1

Data Processing by LONGINES

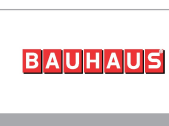
www.fis-ski.com

LONGINES Timing

Generation date : THU 7 FEB 2019

Time : 17:53

Document: C45 1.0



START LIST DOWNHILL

Jury			Technical Data		Downhill	Slalom
FIS Technical Delegate	van SLYKE Paul	USA	Course Name	WM STRECKE		GÄSTRAPPET
Referee	SKAARDAL Atle	FIS	Start Altitude	1060m		566m
Assistant Referee	VULLIET Jean-Philippe	FIS	Finish Altitude	396m		396m
Chief of Race	FRANZ Toni	SWE	Vertical Drop	664m		170m
Start Referee	SCHWARTZ Sue	CAN	Course Length	2236m		
Finish Referee	KRYLENKO Inna	RUS	Homologation Number	12548/11/17		12551/11/17
Race Information Downhill			Race Information Slalom			
Course setter	VULLIET Jean-Philippe	FIS	Course setter	GAMPER Manuel		CAN
Gates	36		Gates/Turning Gates			
Start Time	11:00		Start Time	16:15		

Number of Competitors: 35 Number of NSA: 18

Bib	FIS Code	Name	Year of Birth	NSA Code	Downhill	Ski
1	537544	VONN Lindsey	1984	USA	_____	Head
2	516138	GUT-BEHRAMI Lara	1991	SUI	_____	Head
3	105269	GAGNON Marie-Michele	1989	CAN	_____	Rossignol
4	56258	AGER Christina	1995	AUT	_____	Atomic
5	315187	IGNJATOVIC Nevena	1990	SRB	_____	Head
6	506701	HOERNBLAD Lisa	1996	SWE	_____	Fischer
7	425929	MOWINCKEL Ragnhild	1992	NOR	_____	Head
8	56174	HAASER Ricarda	1993	AUT	_____	Fischer
9	565360	STUHEC Ilka	1990	SLO	_____	Stoekli
10	299466	DELAGO Nicol	1996	ITA	_____	Atomic
-----break-----						
11	705423	VLHOVA Petra	1995	SVK	_____	Rossignol
12	155699	PAULATHOVA Katerina	1993	CZE	_____	Rossignol
13	297601	BRIGNONE Federica	1990	ITA	_____	Rossignol
14	6535600	MERRYWEATHER Alice	1996	USA	_____	Rossignol
15	516280	HOLDENER Wendy	1993	SUI	_____	Head
16	565320	FERK Marusa	1988	SLO	_____	Salomon
17	299276	BASSINO Marta	1996	ITA	_____	Salomon
18	426257	LIE Kajsa Vickhoff	1998	NOR	_____	Head
19	56087	SIEBENHOFER Ramona	1991	AUT	_____	Fischer
20	196726	BARTHET Anne-Sophie	1988	FRA	_____	Head
-----break-----						
21	355050	WEIRATHER Tina	1989	LIE	_____	Head
22	435334	GASIENICA-DANIEL Maryna	1994	POL	_____	Atomic
23	516319	SUTER Corinne	1994	SUI	_____	Head
24	56392	GRITSCH Franziska	1997	AUT	_____	Head
25	485749	PROKOPYEVA Aleksandra	1994	RUS	_____	Atomic
26	206652	PFISTER Meike	1996	GER	_____	Rossignol
27	506933	DANNEWITZ Ida	1999	SWE	_____	
28	107583	REMME Roni	1996	CAN	_____	Head
29	485941	PLESHKOVA Iulija	1997	RUS	_____	Head
30	155763	LEDECKA Ester	1995	CZE	_____	Atomic
-----break-----						
31	506718	IVARSSON Lin	1996	SWE	_____	Head
32	45331	SMALL Greta	1995	AUS	_____	Atomic
33	516185	HAEHLEN Joana	1992	SUI	_____	Atomic
34	375018	COLETTI Alexandra	1983	MON	_____	Head
35	516248	FLURY Jasmine	1993	SUI	_____	Stoekli

Åre (SWE)


Ladies' Alpine Combined

FRI 8 FEB 2019

START LIST DOWNHILL

Start Time : 11:00

Number of Competitors: 35 Number of NSA: 18

Bib	FIS Code	Name	Year of Birth	NSA Code	Downhill	Ski
-----	----------	------	---------------	----------	----------	-----

Forerunners:

Downhill	F1-GRYM Elias	SWE	F2-LINDBERG Malte	SWE	F3-SANDIN VAENJE Vilhelm	SWE
	F4-STROEM Olle	SWE				
Slalom	F1-LINDSTROEM Ebba	SWE	F2-PETTERSSON Emil	SWE	F3-WIDMARK Per	SWE



ARE 2019

FIS ALPINE WORLD SKI CHAMPIONSHIPS SWEDEN



SKISTAR FIS ALPINE WORLD SKI CHAMPIONSHIPS 2019



Åre (SWE)



Ladies' Alpine Combined

FRI 8 FEB 2019

OFFICIAL RESULTS DOWNHILL

Start Time : 11:30

Jury

FIS Technical Delegate	van SLYKE Paul	USA
Referee	SKAARDAL Atle	FIS
Assistant Referee	VULLIET Jean-Philippe	FIS
Chief of Race	FRANZ Toni	SWE
Start Referee	SCHWARTZ Sue	CAN
Finish Referee	KRYLENKO Inna	RUS

Technical Data

Course Name	WM STRECKE
Start Altitude	971m
Finish Altitude	396m
Vertical Drop	575m
Course Length	1930m
Homologation Number	12548/11/17

Race Information Downhill

Course setter	VULLIET Jean-Philippe	FIS
Gates	29	
Start Time	11:30	

Race Information Slalom

Course setter	GAMPER Manuel	CAN
Gates/Turning Gates		
Start Time	16:15	

Number of Competitors: 35 Number of NSA: 18

Rank	Bib	FIS Code	Name	Year of Birth	NSA Code	Time	Difference	Distance (m)	Ski
1	19	56087	SIEBENHOFER Ramona	1991	AUT	1:12.71			Fischer
2	9	565360	STUHEC Ilka	1990	SLO	1:12.72	0.01	0.27	Stoeckli
3	7	425929	MOWINCKEL Ragnhild	1992	NOR	1:12.77	0.06	1.59	Head
4	23	516319	SUTER Corinne	1994	SUI	1:13.05	0.34	8.98	Head
5	15	516280	HOLDENER Wendy	1993	SUI	1:13.13	0.42	11.08	Head
6	13	297601	BRIGNONE Federica	1990	ITA	1:13.31	0.60	15.80	Rossignol
7	8	56174	HAASER Ricarda	1993	AUT	1:13.32	0.61	16.06	Fischer
8	11	705423	VLHOVA Petra	1995	SVK	1:13.43	0.72	18.92	Rossignol
8	1	537544	VONN Lindsey	1984	USA	1:13.43	0.72	18.92	Head
10	14	6535600	MERRYWEATHER Alice	1996	USA	1:13.53	0.82	21.52	Rossignol
11	10	299466	DELAGO Nicol	1996	ITA	1:13.59	0.88	23.08	Atomic
11	6	506701	HOERNBLAD Lisa	1996	SWE	1:13.59	0.88	23.08	Fischer
13	21	355050	WEIRATHER Tina	1989	LIE	1:13.69	0.98	25.67	Head
14	30	155763	LEDECKA Ester	1995	CZE	1:13.85	1.14	29.79	Atomic
15	18	426257	LIE Kajsa Vickhoff	1998	NOR	1:13.87	1.16	30.31	Head
16	4	56258	AGER Christina	1995	AUT	1:14.02	1.31	34.16	Atomic
17	35	516248	FLURY Jasmine	1993	SUI	1:14.09	1.38	35.95	Stoeckli
18	31	506718	IVARSSON Lin	1996	SWE	1:14.21	1.50	39.01	Head
19	26	206652	PFISTER Meike	1996	GER	1:14.22	1.51	39.27	Rossignol
20	33	516185	HAEHLEN Joana	1992	SUI	1:14.26	1.55	40.28	Atomic
21	32	45331	SMALL Greta	1995	AUS	1:14.30	1.59	41.30	Atomic
21	17	299276	BASSINO Marta	1996	ITA	1:14.30	1.59	41.30	Salomon
23	34	375018	COLETTI Alexandra	1983	MON	1:14.33	1.62	42.06	Head
24	2	516138	GUT-BEHRAMI Lara	1991	SUI	1:14.34	1.63	42.32	Head
25	3	105269	GAGNON Marie-Michele	1989	CAN	1:14.49	1.78	46.12	Rossignol
26	20	196726	BARTHET Anne-Sophie	1988	FRA	1:14.52	1.81	46.88	Head
27	25	485749	PROKOPYEVA Aleksandra	1994	RUS	1:14.53	1.82	47.13	Atomic
28	28	107583	REMME Roni	1996	CAN	1:14.68	1.97	50.91	Head
29	24	56392	GRITSCH Franziska	1997	AUT	1:14.80	2.09	53.93	Head
30	16	565320	FERK Marusa	1988	SLO	1:15.13	2.42	62.17	Salomon
31	12	155699	PAULATHOVA Katerina	1993	CZE	1:15.14	2.43	62.42	Rossignol
32	22	435334	GASIENICA-DANIEL Maryna	1994	POL	1:15.29	2.58	66.14	Atomic
33	5	315187	IGNJATOVIC Nevena	1990	SRB	1:15.55	2.84	72.55	Head
34	29	485941	PLESHKOVA Iulija	1997	RUS	1:16.04	3.33	84.52	Head

DID NOT FINISH DOWNHILL: 1 competitor

27	506933	DANNEWITZ Ida	1999	SWE
----	--------	---------------	------	-----

08-02-2019 / Åre (SWE) / 5107

Data Processing by LONGINES

www.fis-ski.com


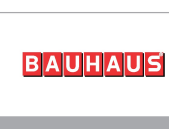
Page 1/2

Generation date : FRI 8 FEB 2019

Time : 12:39

LONGINES Timing

Document: C73D 1.0



Åre (SWE)


Ladies' Alpine Combined

FRI 8 FEB 2019

OFFICIAL RESULTS DOWNHILL

Start Time : 11:30

Number of Competitors: 35 Number of NSA: 18

Rank	Bib	FIS Code	Name	Year of Birth	NSA Code	Time	Difference	Distance (m)	Ski
Forerunners:									
Downhill		F1-GRYM Elias	SWE	F2-LINDBERG Malte	SWE	F3-SANDIN VAENJE Vilhelm	SWE		
		F4-STROEM Olle	SWE						
Slalom		F1-LINDSTROEM Ebba	SWE	F2-PETTERSSON Emil	SWE	F3-WIDMARK Per	SWE		
Conditions on course:									
Downhill	PARTLY CLOUDY	Snow:	HARD	Temperature - Start:	-4°C	Temperature - Finish:	-6°C		



START LIST SLALOM

Jury			Technical Data		Downhill		Slalom	
FIS Technical Delegate	van SLYKE Paul	USA	Course Name	WM STRECKE		GÄSTRAPPET		
Referee	SKAARDAL Atle	FIS	Start Altitude	971m		566m		
Assistant Referee	VULLIET Jean-Philippe	FIS	Finish Altitude	396m		396m		
Chief of Race	FRANZ Toni	SWE	Vertical Drop	575m		170m		
Start Referee	SCHWARTZ Sue	CAN	Course Length	1930m				
Finish Referee	KRYLENKO Inna	RUS	Homologation Number	12548/11/17		12551/11/17		
Race Information Downhill			Race Information Slalom					
Course setter	VULLIET Jean-Philippe	FIS	Course setter	GAMPER Manuel		CAN		
Gates	29		Gates/Turning Gates					
Start Time	11:30		Start Time	16:15				

Number of Competitors: 34 Number of NSA: 18

Start Order	Bib	FIS Code	Name	Year of Birth	NSA Code	Downhill	Diff.	Rank	Slalom	Total	Ski
1	16	565320	FERK Marusa	1988	SLO	1:15.13	2.42	30			Salomon
2	24	56392	GRITSCH Franziska	1997	AUT	1:14.80	2.09	29			Head
3	28	107583	REMME Roni	1996	CAN	1:14.68	1.97	28			Head
4	25	485749	PROKOPYEVA Aleksandra	1994	RUS	1:14.53	1.82	27			Atomic
5	20	196726	BARTHET Anne-Sophie	1988	FRA	1:14.52	1.81	26			Head
6	3	105269	GAGNON Marie-Michele	1989	CAN	1:14.49	1.78	25			Rossignol
-	2	516138	GUT-BEHRAMI Lara	1991	SUI	1:14.34	1.63	24	DNS		Head
7	34	375018	COLETTI Alexandra	1983	MON	1:14.33	1.62	23			Head
8	17	299276	BASSINO Marta	1996	ITA	1:14.30	1.59	21			Salomon
9	32	45331	SMALL Greta	1995	AUS	1:14.30	1.59	21			Atomic
-	33	516185	HAEHLIN Joana	1992	SUI	1:14.26	1.55	20	DNS		Atomic
10	26	206652	PFISTER Meike	1996	GER	1:14.22	1.51	19			Rossignol
-	31	506718	IVARSSON Lin	1996	SWE	1:14.21	1.50	18	DNS		Head
-	35	516248	FLURY Jasmine	1993	SUI	1:14.09	1.38	17	DNS		Stoekli
11	4	56258	AGER Christina	1995	AUT	1:14.02	1.31	16			Atomic
12	18	426257	LIE Kajsa Vickhoff	1998	NOR	1:13.87	1.16	15			Head
13	30	155763	LEDECKA Ester	1995	CZE	1:13.85	1.14	14			Atomic
-	21	355050	WEIRATHER Tina	1989	LIE	1:13.69	0.98	13	DNS		Head
14	6	506701	HOERNBLAD Lisa	1996	SWE	1:13.59	0.88	11			Fischer
15	10	299466	DELAGO Nicol	1996	ITA	1:13.59	0.88	11			Atomic
----- break -----											
16	14	6535600	MERRYWEATHER Alice	1996	USA	1:13.53	0.82	10			Rossignol
-	1	537544	VONN Lindsey	1984	USA	1:13.43	0.72	8	DNS		Head
17	11	705423	VLHOVA Petra	1995	SVK	1:13.43	0.72	8			Rossignol
18	8	56174	HAASER Ricarda	1993	AUT	1:13.32	0.61	7			Fischer
19	13	297601	BRIGNONE Federica	1990	ITA	1:13.31	0.60	6			Rossignol
20	15	516280	HOLDENER Wendy	1993	SUI	1:13.13	0.42	5			Head
-	23	516319	SUTER Corinne	1994	SUI	1:13.05	0.34	4	DNS		Head
21	7	425929	MOWINCKEL Ragnhild	1992	NOR	1:12.77	0.06	3			Head
22	9	565360	STUHEC Ilka	1990	SLO	1:12.72	0.01	2			Stoekli
23	19	56087	SIEBENHOFER Ramona	1991	AUT	1:12.71		1			Fischer
----- break -----											
24	12	155699	PAULATHOVA Katerina	1993	CZE	1:15.14	2.43	31			Rossignol
25	22	435334	GASIENICA-DANIEL Maryna	1994	POL	1:15.29	2.58	32			Atomic
26	5	315187	IGNJATOVIC Nevena	1990	SRB	1:15.55	2.84	33			Head
-	29	485941	PLESHKOVA Iulija	1997	RUS	1:16.04	3.33	34	DNS		Head

Åre (SWE)


Ladies' Alpine Combined

FRI 8 FEB 2019

START LIST SLALOM


Start Time : 16:15

Number of Competitors: 34 Number of NSA: 18

Start Order	Bib	FIS Code	Name	Year of Birth	NSA Code	Downhill	Diff.	Rank	Slalom	Total	Ski	
Forerunners:												
Downhill		F1-GRYM	Elias		SWE	F2-LINDBERG	Malte		SWE	F3-SANDIN VAENJE	Vilhelm	SWE
		F4-STROEM	Olle		SWE							
Slalom		F1-LINDSTROEM	Ebba		SWE	F2-PETTERSSON	Emil		SWE	F3-WIDMARK	Per	SWE

Legend:

DNS Did Not Start





ARE 2019

FIS ALPINE WORLD SKI CHAMPIONSHIPS SWEDEN

SKISTAR

SKISTAR FIS ALPINE WORLD SKI CHAMPIONSHIPS 2019

LONGINES

Åre (SWE)

FIS

Ladies' Alpine Combined
OFFICIAL RESULTS

FRI 8 FEB 2019

Start Time : 16:15

Jury			Technical Data		Downhill		Slalom	
FIS Technical Delegate	van SLYKE Paul	USA	Course Name	WM STRECKE		GÄSTRAPPET		
Referee	SKAARDAL Atle	FIS	Start Altitude	971m		566m		
Assistant Referee	VULLIET Jean-Philippe	FIS	Finish Altitude	396m		396m		
Chief of Race	FRANZ Toni	SWE	Vertical Drop	575m		170m		
Start Referee	SCHWARTZ Sue	CAN	Course Length	1930m				
Finish Referee	KRYLENKO Inna	RUS	Homologation Number	12548/11/17		12551/11/17		
Race Information Downhill			Race Information Slalom					
Course setter	VULLIET Jean-Philippe	FIS	Course setter	GAMPER Manuel		CAN		
Gates	29		Gates/Turning Gates	60/59				
Start Time	11:30		Start Time	16:15				

Number of Competitors: 35 Number of NSA: 18

F-factor: 1360

Rank	Bib	FIS Code	Name	Year of Birth	NSA Code	Downhill	Slalom	Total	Diff.	Race Points	Ski
						Time Rank	Time Rank				
1	15	516280	HOLDENER Wendy	1993	SUI	1:13.13 (5)	49.00 (3)	2:02.13		0.00	Head
2	11	705423	VLHOVA Petra	1995	SVK	1:13.43 (8)	48.73 (2)	2:02.16	0.03	0.33	Rossignol
3	7	425929	MOWINCKEL Ragnhild	1992	NOR	1:12.77 (3)	49.81 (6)	2:02.58	0.45	5.01	Head
4	19	56087	SIEBENHOFER Ramona	1991	AUT	1:12.71 (1)	49.91 (8)	2:02.62	0.49	5.46	Fischer
5	28	107583	REMME Roni	1996	CAN	1:14.68 (28)	48.58 (1)	2:03.26	1.13	12.58	Head
6	13	297601	BRIGNONE Federica	1990	ITA	1:13.31 (6)	50.21 (10)	2:03.52	1.39	15.48	Rossignol
7	18	426257	LIE Kajsa Vickhoff	1998	NOR	1:13.87 (15)	49.77 (5)	2:03.64	1.51	16.81	Head
8	24	56392	GRITSCH Franziska	1997	AUT	1:14.80 (29)	49.02 (4)	2:03.82	1.69	18.82	Head
9	6	506701	HOERNBLAD Lisa	1996	SWE	1:13.59 (11)	50.60 (13)	2:04.19	2.06	22.94	Fischer
10	9	565360	STUHEC Ilka	1990	SLO	1:12.72 (2)	51.55 (17)	2:04.27	2.14	23.83	Stoekli
11	20	196726	BARTHET Anne-Sophie	1988	FRA	1:14.52 (26)	49.86 (7)	2:04.38	2.25	25.06	Head
12	10	299466	DELAGO Nicol	1996	ITA	1:13.59 (11)	51.10 (14)	2:04.69	2.56	28.51	Atomic
13	17	299276	BASSINO Marta	1996	ITA	1:14.30 (21)	50.44 (12)	2:04.74	2.61	29.06	Salomon
14	3	105269	GAGNON Marie-Michele	1989	CAN	1:14.49 (25)	50.26 (11)	2:04.75	2.62	29.18	Rossignol
15	30	155763	LEDECKA Ester	1995	CZE	1:13.85 (14)	51.18 (15)	2:05.03	2.90	32.29	Atomic
16	16	565320	FERK Marusa	1988	SLO	1:15.13 (30)	49.96 (9)	2:05.09	2.96	32.96	Salomon
17	4	56258	AGER Christina	1995	AUT	1:14.02 (16)	52.30 (19)	2:06.32	4.19	46.66	Atomic
18	14	6535600	MERRYWEATHER Alice	1996	USA	1:13.53 (10)	53.10 (21)	2:06.63	4.50	50.11	Rossignol
19	5	315187	IGNJATOVIC Nevena	1990	SRB	1:15.55 (33)	51.19 (16)	2:06.74	4.61	51.34	Head
20	32	45331	SMALL Greta	1995	AUS	1:14.30 (21)	52.56 (20)	2:06.86	4.73	52.67	Atomic
21	22	435334	GASIENICA-DANIEL Maryna	1994	POL	1:15.29 (32)	51.74 (18)	2:07.03	4.90	54.56	Atomic
22	26	206652	PFISTER Meike	1996	GER	1:14.22 (19)	53.66 (24)	2:07.88	5.75	64.03	Rossignol
23	25	485749	PROKOPYEVA Aleksandra	1994	RUS	1:14.53 (27)	53.40 (23)	2:07.93	5.80	64.59	Atomic
24	12	155699	PAULATHOVA Katerina	1993	CZE	1:15.14 (31)	53.22 (22)	2:08.36	6.23	69.38	Rossignol

DID NOT FINISH SLALOM: 2 competitors

8	56174	HAASER Ricarda	1993	AUT	Fischer
34	375018	COLETTI Alexandra	1983	MON	Head

DID NOT START SLALOM: 8 competitors

1	537544	VONN Lindsey	1984	USA	Head
2	516138	GUT-BEHRAMI Lara	1991	SUI	Head
21	355050	WEIRATHER Tina	1989	LIE	Head
23	516319	SUTER Corinne	1994	SUI	Head
29	485941	PLESHKOVA Iulija	1997	RUS	Head
31	506718	IVARSSON Lin	1996	SWE	Head
33	516185	HAEHLEN Joana	1992	SUI	Atomic

08-02-2019 / Åre (SWE) / 5107

Page 1/2

Data Processing by LONGINES

www.fis-ski.com

LONGINES Timing

Generation date : FRI 8 FEB 2019

Time : 17:01

Document: C73E 1.0



Åre (SWE)

 Ladies' Alpine Combined
OFFICIAL RESULTS

FRI 8 FEB 2019

Start Time : 16:15

Number of Competitors: 35 Number of NSA: 18

F-factor: 1360

Rank	Bib	FIS Code	Name	Year of Birth	NSA Code	Downhill	Slalom	Total	Diff.	Race Points	Ski
						Time Rank	Time Rank				
	35	516248	FLURY Jasmine	1993	SUI						Stoekli

DID NOT FINISH DOWNHILL: 1 competitor

 27 506933 **DANNEWITZ Ida** 1999 SWE

Forerunners:						
Downhill	F1-GRYM Elias	SWE	F2-LINDBERG Malte	SWE	F3-SANDIN VAENJE Vilhelm	SWE
	F4-STROEM Olle	SWE				
Slalom	F1-LINDSTROEM Ebba	SWE	F2-PETTERSSON Emil	SWE	F3-WIDMARK Per	SWE

Conditions on course:						
Downhill	PARTLY CLOUDY	Snow: HARD	Temperature - Start: -4°C	Temperature - Finish: -6°C		
Slalom	PARTLY CLOUDY	Snow: HARD	Temperature - Start: -4°C	Temperature - Finish: -6°C		



PENALTY CALCULATION

Best 10 at Finish

Rank	Bib	FIS Code	Name	NSA Code	FIS Points	Best 5	Race Points
1	15	516280	HOLDENER Wendy	SUI	0.00	0.00	0.00
2	11	705423	VLHOVA Petra	SVK	3.36	3.36	0.33
3	7	425929	MOWINCKEL Ragnhild	NOR	3.84		
4	19	56087	SIEBENHOFER Ramona	AUT	3.49	3.49	5.46
5	28	107583	REMME Roni	CAN	48.44		
6	13	297601	BRIGNONE Federica	ITA	2.50	2.50	15.48
7	18	426257	LIE Kajsa Vickhoff	NOR	5.99		
8	24	56392	GRITSCH Franziska	AUT	25.03		
9	6	506701	HOERNBLAD Lisa	SWE	18.75		
10	9	565360	STUHEC Ilka	SLO	3.49	3.49	23.83

Best 5 FIS Points at Start

Rank	Bib	FIS Code	Name	NSA Code	FIS Points
1	15	516280	HOLDENER Wendy	SUI	0.00
6	13	297601	BRIGNONE Federica	ITA	2.50
13	17	299276	BASSINO Marta	ITA	3.08
2	11	705423	VLHOVA Petra	SVK	3.36
4	19	56087	SIEBENHOFER Ramona	AUT	3.49

TOTALS:

FIS Points of Best 5 at Start (B)	12.43	
FIS Points of Best at Finish in Top 10 (A)		12.84
Race Points of Corresponding Competitors (C)		45.10
Calculated Penalty (A+B-C):10 =>	-1.98	
Rounded	-1.98	
Category Adder	0.00	
Correction Value (Z)	0.00	
Calculated Penalty	-1.98	
Penalty Applied	0.00	




FIS ALPINE WORLD SKI CHAMPIONSHIPS SWEDEN



SKISTAR FIS ALPINE WORLD SKI CHAMPIONSHIPS 2019



Åre (SWE)



Ladies' Alpine Combined

FRI 8 FEB 2019

PERFORMANCE ANALYSIS BY RANK

Start Time : 16:15

Number of Competitors: 24 Number of NSA: 16

Rank	Bib	Name Ski	NSA Code	Positions			Partials		Difference		Speed						
				Pos	Time	Rank	Pos	Time	Rank	Time	Dist.(m)	Pos.	(km/h)	Rank			
1	15	HOLDENER Wendy Head	SUI	Run 1:			Int1:	22.27	(1)	I1-I2:	24.80	(20)	11.08	Sp1	110.02	(2)	
				Int2:	47.07	(7)	I2-I3:	13.01	(4)	0.56							
				Int3:	1:00.08	(7)	I3-Fin:	13.05	(4)	0.57							
							Fin:	1:13.13	(5)			0.42			Sp3	113.52	(13)
				Run 2:			Int1:	12.53	(3)	I1-I2:	6.81	(4)	0.09		Avg:	95.01	
				Int2:	19.34	(3)	I2-I3:	16.92	(4)	0.11							
				Int3:	36.26	(4)	I3-Fin:	12.74	(2)	0.33							
				Fin:	49.00	(3)				0.42							
				Total:			Int1:	1:25.66	(3)			0.00					
				Int2:	1:32.47	(2)				0.00							
				Int3:	1:49.39	(1)				0.00							
				Fin:	2:02.13	(1)				0.00							
				2	11	VLHOVA Petra Rossignol	SVK	Run 1:			Int1:	22.79	(15)	I1-I2:	24.39	(6)	18.92
Int2:	47.18	(8)	I2-I3:					13.07	(10)	0.67							
Int3:	1:00.25	(9)	I3-Fin:					13.18	(10)	0.74							
			Fin:					1:13.43	(8)			0.72			Sp3	114.31	(11)
Run 2:			Int1:					12.46	(2)	I1-I2:	6.77	(1)	0.02		Avg:	94.62	
Int2:	19.23	(1)	I2-I3:					16.73	(3)	0.03							
Int3:	35.96	(2)	I3-Fin:					12.77	(3)	0.15							
Fin:	48.73	(2)								0.15							
Total:			Int1:					1:25.89	(5)			0.23					
Int2:	1:32.66	(4)								0.19							
Int3:	1:49.39	(1)								0.00							
Fin:	2:02.16	(2)								0.03							
3	7	MOWINCKEL Ragnhild Head	NOR					Run 1:			Int1:	22.35	(3)	I1-I2:	24.46	(9)	1.59
				Int2:	46.81	(4)	I2-I3:	13.07	(10)	0.30							
				Int3:	59.88	(3)	I3-Fin:	12.89	(1)	0.37							
							Fin:	1:12.77	(3)			0.06			Sp3	117.49	(4)
				Run 2:			Int1:	12.88	(11)	I1-I2:	6.77	(1)	0.44		Avg:	95.48	
				Int2:	19.65	(8)	I2-I3:	17.30	(8)	0.42							
				Int3:	36.95	(7)	I3-Fin:	12.86	(4)	1.02							
				Fin:	49.81	(6)				1.23							
				Total:			Int1:	1:25.65	(2)			-0.01					
				Int2:	1:32.42	(1)				-0.05							
				Int3:	1:49.72	(4)				0.33							
				Fin:	2:02.58	(3)				0.45							

PERFORMANCE ANALYSIS BY RANK

Number of Competitors: 24 Number of NSA: 16

Rank	Bib	Name Ski	NSA Code	Positions			Partials		Difference		Speed				
				Pos	Time	Rank	Pos	Time	Rank	Time	Dist.(m)	Pos.	(km/h)	Rank	
4	19	SIEBENHOFER Ramona Fischer	AUT	Run 1:	Int1:	22.30	(2)	I1-I2:	24.21	(2)	0.03	Sp1	109.01	(6)	
				Int2:	46.51	(1)	I2-I3:	13.00	(3)						
				Int3:	59.51	(1)	I3-Fin:	13.20	(12)	0.00	Sp3	117.88	(2)		
				Fin:	1:12.71	(1)	Avg:	95.56							
				Run 2:	Int1:	12.92	(13)	I1-I2:	6.95	(11)	0.48				
				Int2:	19.87	(12)	I2-I3:	17.12	(5)	0.64					
				Int3:	36.99	(8)	I3-Fin:	12.92	(8)	1.06					
				Fin:	49.91	(8)				1.33					
				Total:	Int1:	1:25.63	(1)				-0.03				
				Int2:	1:32.58	(3)				0.11					
				Int3:	1:49.70	(3)				0.31					
				Fin:	2:02.62	(4)				0.49					
				5	28	REMME Roni Head	CAN	Run 1:	Int1:	23.13	(28)	I1-I2:	25.07	(30)	0.86
Int2:	48.20	(31)	I2-I3:					13.23	(22)	1.69					
Int3:	1:01.43	(28)	I3-Fin:					13.25	(14)	1.92	50.91	Sp3	111.68	(25)	
Fin:	1:14.68	(28)	Avg:					93.04							
Run 2:	Int1:	12.61	(4)					I1-I2:	6.90	(8)	0.17				
Int2:	19.51	(4)	I2-I3:					16.42	(1)	0.28					
Int3:	35.93	(1)	I3-Fin:					12.65	(1)						
Fin:	48.58	(1)													
Total:	Int1:	1:27.29	(16)								1.63				
Int2:	1:34.19	(14)								1.72					
Int3:	1:50.61	(6)								1.22					
Fin:	2:03.26	(5)								1.13					
6	13	BRIGNONE Federica Rossignol	ITA					Run 1:	Int1:	22.54	(6)	I1-I2:	24.42	(8)	0.27
				Int2:	46.96	(6)	I2-I3:	13.04	(5)	0.45					
				Int3:	1:00.00	(5)	I3-Fin:	13.31	(20)	0.49	15.80	Sp3	112.85	(16)	
				Fin:	1:13.31	(6)	Avg:	94.78							
				Run 2:	Int1:	12.72	(6)	I1-I2:	6.93	(9)	0.28				
				Int2:	19.65	(8)	I2-I3:	17.61	(12)	0.42					
				Int3:	37.26	(11)	I3-Fin:	12.95	(9)	1.33					
				Fin:	50.21	(10)				1.63					
				Total:	Int1:	1:26.03	(6)				0.37				
				Int2:	1:32.96	(5)				0.49					
				Int3:	1:50.57	(5)				1.18					
				Fin:	2:03.52	(6)				1.39					
				7	18	LIE Kajsa Vickhoff Head	NOR	Run 1:	Int1:	22.64	(11)	I1-I2:	24.55	(11)	0.37
Int2:	47.19	(9)	I2-I3:					13.21	(20)	0.68					
Int3:	1:00.40	(13)	I3-Fin:					13.47	(27)	0.89	30.31	Sp3	111.30	(27)	
Fin:	1:13.87	(15)	Avg:					94.06							
Run 2:	Int1:	12.73	(7)					I1-I2:	6.80	(3)	0.29				
Int2:	19.53	(5)	I2-I3:					17.27	(7)	0.30					
Int3:	36.80	(6)	I3-Fin:					12.97	(10)	0.87					
Fin:	49.77	(5)								1.19					
Total:	Int1:	1:26.60	(8)								0.94				
Int2:	1:33.40	(7)								0.93					
Int3:	1:50.67	(7)								1.28					
Fin:	2:03.64	(7)								1.51					

PERFORMANCE ANALYSIS BY RANK

Number of Competitors: 24 Number of NSA: 16

Rank	Bib	Name Ski	NSA Code	Positions			Partials		Difference		Speed					
				Pos	Time	Rank	Pos	Time	Rank	Time	Dist.(m)	Pos.	(km/h)	Rank		
8	24	GRITSCH Franziska Head	AUT	Run 1:	Int1:	23.13	(28)	11-12:	25.15	(32)	0.86	53.93	Sp1	100.42	(28)	
					Int2:	48.28	(32)	12-13:	13.36	(27)	1.77					
					Int3:	1:01.64	(32)	13-Fin:	13.16	(9)	2.13			Sp3	111.00	(28)
					Fin:	1:14.80	(29)				2.09			Avg:	92.89	
				Run 2:	Int1:	12.79	(10)	11-12:	6.84	(6)	0.35					
					Int2:	19.63	(7)	12-13:	16.49	(2)	0.40					
					Int3:	36.12	(3)	13-Fin:	12.90	(7)	0.19					
					Fin:	49.02	(4)				0.44					
				Total:	Int1:	1:27.59	(19)				1.93					
					Int2:	1:34.43	(18)				1.96					
					Int3:	1:50.92	(10)				1.53					
					Fin:	2:03.82	(8)				1.69					
				9	6	HOERNBLAD Lisa Fischer	SWE	Run 1:	Int1:	22.62	(10)		11-12:	24.59	(14)	0.35
	Int2:	47.21	(11)					12-13:	13.18	(18)	0.70					
	Int3:	1:00.39	(12)					13-Fin:	13.20	(12)	0.88		Avg:	94.42		
	Fin:	1:13.59	(11)								0.88					
Run 2:	Int1:	12.93	(14)					11-12:	7.16	(15)	0.49					
	Int2:	20.09	(15)					12-13:	17.15	(6)	0.86					
	Int3:	37.24	(10)					13-Fin:	13.36	(15)	1.31					
	Fin:	50.60	(13)								2.02					
Total:	Int1:	1:26.52	(7)								0.86					
	Int2:	1:33.68	(9)								1.21					
	Int3:	1:50.83	(8)								1.44					
	Fin:	2:04.19	(9)								2.06					
10	9	STUHEC Ilka Stoekli	SLO					Run 1:	Int1:	22.47	(5)	11-12:	24.20	(1)	0.20	0.27
					Int2:	46.67	(2)	12-13:	13.06	(9)	0.16					
					Int3:	59.73	(2)	13-Fin:	12.99	(3)	0.22		Sp3	117.34	(6)	
					Fin:	1:12.72	(2)				0.01		Avg:	95.54		
				Run 2:	Int1:	13.03	(16)	11-12:	7.22	(16)	0.59					
					Int2:	20.25	(17)	12-13:	17.92	(16)	1.02					
					Int3:	38.17	(17)	13-Fin:	13.38	(16)	2.24					
					Fin:	51.55	(17)				2.97					
				Total:	Int1:	1:25.75	(4)				0.09					
					Int2:	1:32.97	(6)				0.50					
					Int3:	1:50.89	(9)				1.50					
					Fin:	2:04.27	(10)				2.14					
				11	20	BARTHET Anne-Sophie Head	FRA	Run 1:	Int1:	22.88	(19)	11-12:	24.99	(28)	0.61	
	Int2:	47.87	(24)					12-13:	13.12	(13)	1.36					
	Int3:	1:00.99	(20)					13-Fin:	13.53	(30)	1.48		Sp3	112.36	(23)	
	Fin:	1:14.52	(26)								1.81		Avg:	93.24		
Run 2:	Int1:	12.69	(5)					11-12:	7.01	(13)	0.25					
	Int2:	19.70	(10)					12-13:	17.30	(8)	0.47					
	Int3:	37.00	(9)					13-Fin:	12.86	(4)	1.07					
	Fin:	49.86	(7)								1.28					
Total:	Int1:	1:27.21	(14)								1.55					
	Int2:	1:34.22	(15)								1.75					
	Int3:	1:51.52	(11)								2.13					
	Fin:	2:04.38	(11)								2.25					

PERFORMANCE ANALYSIS BY RANK

Number of Competitors: 24 Number of NSA: 16

Rank	Bib	Name Ski	NSA Code	Positions			Partials		Difference		Speed					
				Pos	Time	Rank	Pos	Time	Rank	Time	Dist.(m)	Pos.	(km/h)	Rank		
12	10	DELAGO Nicol Atomic	ITA	Run 1:	Int1:	22.83	(16)	11-12:	24.82	(21)	0.56	23.08	Sp1	107.78	(9)	
					Int2:	47.65	(20)	12-13:	12.99	(2)	1.14					
					Int3:	1:00.64	(14)	13-Fin:	12.95	(2)	1.13			Sp3	115.46	(7)
					Fin:	1:13.59	(11)				0.88			Avg:	94.42	
				Run 2:	Int1:	13.13	(20)	11-12:	6.93	(9)	0.69					
					Int2:	20.06	(13)	12-13:	17.95	(17)	0.83					
					Int3:	38.01	(14)	13-Fin:	13.09	(12)	2.08					
					Fin:	51.10	(14)				2.52					
				Total:	Int1:	1:26.72	(9)				1.06					
					Int2:	1:33.65	(8)				1.18					
					Int3:	1:51.60	(13)				2.21					
					Fin:	2:04.69	(12)				2.56					
				13	17	BASSINO Marta Salomon	ITA	Run 1:	Int1:	22.66	(13)		11-12:	24.68	(18)	0.39
	Int2:	47.34	(14)					12-13:	13.45	(29)	0.83					
	Int3:	1:00.79	(17)					13-Fin:	13.51	(29)	1.28		Sp3	112.37	(22)	
	Fin:	1:14.30	(21)								1.59		Avg:	93.51		
Run 2:	Int1:	12.76	(9)					11-12:	6.98	(12)	0.32					
	Int2:	19.74	(11)					12-13:	17.55	(11)	0.51					
	Int3:	37.29	(12)					13-Fin:	13.15	(14)	1.36					
	Fin:	50.44	(12)								1.86					
Total:	Int1:	1:27.06	(12)								1.40					
	Int2:	1:34.04	(11)								1.57					
	Int3:	1:51.59	(12)								2.20					
	Fin:	2:04.74	(13)								2.61					
14	3	GAGNON Marie-Michele Rossignol	CAN					Run 1:	Int1:	22.84	(17)	11-12:	24.93	(25)	0.57	46.12
					Int2:	47.77	(22)	12-13:	13.28	(25)	1.26					
					Int3:	1:01.05	(25)	13-Fin:	13.44	(26)	1.54		Sp3	109.40	(33)	
					Fin:	1:14.49	(25)				1.78		Avg:	93.27		
				Run 2:	Int1:	12.74	(8)	11-12:	6.88	(7)	0.30					
					Int2:	19.62	(6)	12-13:	17.75	(13)	0.39					
					Int3:	37.37	(13)	13-Fin:	12.89	(6)	1.44					
					Fin:	50.26	(11)				1.68					
				Total:	Int1:	1:27.23	(15)				1.57					
					Int2:	1:34.11	(13)				1.64					
					Int3:	1:51.86	(15)				2.47					
					Fin:	2:04.75	(14)				2.62					
				15	30	LEDECKA Ester Atomic	CZE	Run 1:	Int1:	22.78	(14)	11-12:	24.82	(21)	0.51	
	Int2:	47.60	(18)					12-13:	13.07	(10)	1.09					
	Int3:	1:00.67	(15)					13-Fin:	13.18	(10)	1.16		Sp3	112.57	(20)	
	Fin:	1:13.85	(14)								1.14		Avg:	94.08		
Run 2:	Int1:	12.99	(15)					11-12:	7.09	(14)	0.55					
	Int2:	20.08	(14)					12-13:	18.01	(18)	0.85					
	Int3:	38.09	(16)					13-Fin:	13.09	(12)	2.16					
	Fin:	51.18	(15)								2.60					
Total:	Int1:	1:26.84	(11)								1.18					
	Int2:	1:33.93	(10)								1.46					
	Int3:	1:51.94	(16)								2.55					
	Fin:	2:05.03	(15)								2.90					

Åre (SWE)

Ladies' Alpine Combined

FRI 8 FEB 2019

PERFORMANCE ANALYSIS BY RANK

Start Time : 16:15

Number of Competitors: 24 Number of NSA: 16

Rank	Bib	Name Ski	NSA Code	Positions			Partials		Difference		Speed									
				Pos	Time	Rank	Pos	Time	Rank	Time	Dist.(m)	Pos.	(km/h)	Rank						
16	16	FERK Marusa Salomon	SLO	Run 1:			Int1:	22.99	(23)	I1-I2:	24.58	(12)	0.72	62.17	Sp1	107.01	(13)			
							Int2:	47.57	(17)	I2-I3:	14.06	(34)	1.06							
							Int3:	1:01.63	(30)	I3-Fin:	13.50	(28)	2.12			Sp3	112.35	(24)		
							Fin:	1:15.13	(30)			2.42	Avg:		92.48					
				Run 2:			Int1:	12.44	(1)	I1-I2:	6.82	(5)								
							Int2:	19.26	(2)	I2-I3:	17.31	(10)			0.03					
							Int3:	36.57	(5)	I3-Fin:	13.39	(17)			0.64					
							Fin:	49.96	(9)			1.38								
				Total:			Int1:	1:27.57	(18)			1.91								
							Int2:	1:34.39	(16)			1.92								
							Int3:	1:51.70	(14)			2.31								
							Fin:	2:05.09	(16)			2.96								
				17	4	AGER Christina Atomic	AUT	Run 1:			Int1:	22.64	(11)		I1-I2:	24.97	(27)	0.37	34.16	Sp1
			Int2:					47.61	(19)	I2-I3:	13.14	(15)	1.10							
			Int3:					1:00.75	(16)	I3-Fin:	13.27	(15)	1.24		Sp3	112.67	(19)			
			Fin:					1:14.02	(16)			1.31	Avg:	93.87						
Run 2:			Int1:					13.11	(19)	I1-I2:	7.29	(19)	0.67							
			Int2:					20.40	(20)	I2-I3:	18.16	(20)	1.17							
			Int3:					38.56	(19)	I3-Fin:	13.74	(20)	2.63							
			Fin:					52.30	(19)			3.72								
Total:			Int1:					1:27.13	(13)			1.47								
			Int2:					1:34.42	(17)			1.95								
			Int3:					1:52.58	(18)			3.19								
			Fin:					2:06.32	(17)			4.19								
18	14	MERRYWEATHER Alice Rossignol	USA					Run 1:			Int1:	22.85	(18)	I1-I2:	24.34	(5)	0.58	21.52		Sp1
							Int2:	47.19	(9)	I2-I3:	13.05	(8)	0.68							
							Int3:	1:00.24	(8)	I3-Fin:	13.29	(19)	0.73		Sp3	112.56	(21)			
							Fin:	1:13.53	(10)			0.82	Avg:	94.49						
				Run 2:			Int1:	13.22	(21)	I1-I2:	7.31	(21)	0.78							
							Int2:	20.53	(21)	I2-I3:	18.03	(19)	1.30							
							Int3:	38.56	(19)	I3-Fin:	14.54	(24)	2.63							
							Fin:	53.10	(21)			4.52								
				Total:			Int1:	1:26.75	(10)			1.09								
							Int2:	1:34.06	(12)			1.59								
							Int3:	1:52.09	(17)			2.70								
							Fin:	2:06.63	(18)			4.50								
				19	5	IGNJATOVIC Nevena Head	SRB	Run 1:			Int1:	23.19	(31)	I1-I2:	25.56	(34)	0.92		72.55	
			Int2:					48.75	(33)	I2-I3:	13.45	(29)	2.24							
			Int3:					1:02.20	(34)	I3-Fin:	13.35	(24)	2.69	Sp3	110.42	(30)				
			Fin:					1:15.55	(33)			2.84	Avg:	91.97						
Run 2:			Int1:					13.04	(17)	I1-I2:	7.25	(17)	0.60							
			Int2:					20.29	(18)	I2-I3:	17.91	(15)	1.06							
			Int3:					38.20	(18)	I3-Fin:	12.99	(11)	2.27							
			Fin:					51.19	(16)			2.61								
Total:			Int1:					1:28.59	(23)			2.93								
			Int2:					1:35.84	(23)			3.37								
			Int3:					1:53.75	(21)			4.36								
			Fin:					2:06.74	(19)			4.61								

PERFORMANCE ANALYSIS BY RANK

Number of Competitors: 24 Number of NSA: 16

Rank	Bib	Name Ski	NSA Code	Positions			Partials		Difference		Speed				
				Pos	Time	Rank	Pos	Time	Rank	Time	Dist.(m)	Pos.	(km/h)	Rank	
20	32	SMALL Greta Atomic	AUS	Run 1:	Int1:	23.24	(33)	11-12:	24.64	(16)	0.97	41.30	Sp1	105.12	(21)
					Int2:	47.88	(26)	12-13:	13.15	(16)	1.37		Sp3	115.17	(8)
					Int3:	1:01.03	(24)	13-Fin:	13.27	(15)	1.52				
					Fin:	1:14.30	(21)				1.59		Avg:	93.51	
				Run 2:	Int1:	13.07	(18)	11-12:	7.26	(18)	0.63				
					Int2:	20.33	(19)	12-13:	18.57	(21)	1.10				
					Int3:	38.90	(21)	13-Fin:	13.66	(18)	2.97				
					Fin:	52.56	(20)				3.98				
				Total:	Int1:	1:27.37	(17)				1.71				
					Int2:	1:34.63	(19)				2.16				
					Int3:	1:53.20	(19)				3.81				
					Fin:	2:06.86	(20)				4.73				
				21	22	GASIENICA-DANIEL Maryna Atomic	POL	Run 1:	Int1:	22.96	(20)		11-12:	25.07	(30)
	Int2:	48.03	(30)					12-13:	13.60	(32)	1.52	Sp3	110.56	(29)	
	Int3:	1:01.63	(30)					13-Fin:	13.66	(33)	2.12				
	Fin:	1:15.29	(32)								2.58	Avg:	92.28		
Run 2:	Int1:	12.89	(12)					11-12:	7.33	(22)	0.45				
	Int2:	20.22	(16)					12-13:	17.80	(14)	0.99				
	Int3:	38.02	(15)					13-Fin:	13.72	(19)	2.09				
	Fin:	51.74	(18)								3.16				
Total:	Int1:	1:28.18	(22)								2.52				
	Int2:	1:35.51	(22)								3.04				
	Int3:	1:53.31	(20)								3.92				
	Fin:	2:07.03	(21)								4.90				
22	26	PFISTER Meike Rossignol	GER					Run 1:	Int1:	23.11	(27)	11-12:	24.76	(19)	0.84
					Int2:	47.87	(24)	12-13:	13.20	(19)	1.36	Sp3	113.51	(14)	
					Int3:	1:01.07	(26)	13-Fin:	13.15	(8)	1.56				
					Fin:	1:14.22	(19)				1.51	Avg:	93.61		
				Run 2:	Int1:	13.48	(22)	11-12:	7.58	(24)	1.04				
					Int2:	21.06	(24)	12-13:	18.63	(24)	1.83				
					Int3:	39.69	(24)	13-Fin:	13.97	(23)	3.76				
					Fin:	53.66	(24)				5.08				
				Total:	Int1:	1:27.70	(20)				2.04				
					Int2:	1:35.28	(20)				2.81				
					Int3:	1:53.91	(22)				4.52				
					Fin:	2:07.88	(22)				5.75				
				23	25	PROKOPYEVA Aleksandra Atomic	RUS	Run 1:	Int1:	23.08	(26)	11-12:	24.82	(21)	0.81
	Int2:	47.90	(27)					12-13:	13.26	(23)	1.39	Sp3	111.59	(26)	
	Int3:	1:01.16	(27)					13-Fin:	13.37	(25)	1.65				
	Fin:	1:14.53	(27)								1.82	Avg:	93.22		
Run 2:	Int1:	13.42	(22)					11-12:	7.52	(23)	0.98				
	Int2:	20.94	(23)					12-13:	18.59	(22)	1.71				
	Int3:	39.53	(23)					13-Fin:	13.87	(22)	3.60				
	Fin:	53.40	(23)								4.82				
Total:	Int1:	1:27.95	(21)								2.29				
	Int2:	1:35.47	(20)								3.00				
	Int3:	1:54.06	(23)								4.67				
	Fin:	2:07.93	(23)								5.80				

PERFORMANCE ANALYSIS BY RANK

Number of Competitors: 24 Number of NSA: 16

Rank	Bib	Name Ski	NSA Code	Positions			Partials			Difference		Speed				
				Pos	Time	Rank	Pos	Time	Rank	Time	Dist.(m)	Pos.	(km/h)	Rank		
24	12	PAULATHOVA Katerina Rossignol	CZE	Run 1:			11-12:			0.69		Sp1	102.26	(26)		
				Int1:	22.96	(20)	Int2:	25.03	(29)							
				Int2:	47.99	(29)	12-13:	13.60	(32)							
				Int3:	1:01.59	(29)	13-Fin:	13.55	(32)							
				Fin:			1:15.14	(31)	2.43		62.42		Sp3		112.82	(17)
				Avg:									Avg:		92.47	
				Run 2:			11-12:			1.10		1.60	3.51	4.64		
				Int1:	13.54	(24)	Int2:	7.29	(19)							
				Int2:	20.83	(22)	12-13:	18.61	(23)							
				Int3:	39.44	(22)	13-Fin:	13.78	(21)							
				Fin:			53.22	(22)								
				Total:			11-12:			3.02		3.50	5.19	6.23		
				Int1:	1:28.68	(24)	Int2:									
Int2:	1:35.97	(24)	Int3:													
Int3:	1:54.58	(24)	Fin:													
Fin:			2:08.36	(24)												

Intermediate Time Positions : Int. 1 = Inter1 Int. 2 = Inter2 Int. 3 = Inter3

Legend:	Fin	Finish	Int	Intermediate	Pos.	Intermediate or speed position
----------------	-----	--------	-----	--------------	------	--------------------------------




FIS ALPINE WORLD SKI CHAMPIONSHIPS SWEDEN



SKISTAR FIS ALPINE WORLD SKI CHAMPIONSHIPS 2019



Åre (SWE)



Ladies' Alpine Combined

FRI 8 FEB 2019

Start Time : 16:15

PERFORMANCE ANALYSIS BY BIB

Number of Competitors: 35 Number of NSA: 18

Bib	Name Ski	NSA Code	Positions			Partials		Difference		Speed																															
			Pos	Time	Rank	Pos	Time	Rank	Time	Dist.(m)	Pos.	(km/h)	Rank																												
1	VONN Lindsey Head	USA	Run 1:	Int1:	23.01	(24)	Int2:	47.32	(13)	Int3:	1:00.29	(10)	Fin:	1:13.43	(8)	I1-I2:	24.31	(3)	I2-I3:	12.97	(1)	I3-Fin:	13.14	(7)	Sp1	14.25	(33)	Sp3	112.75	(18)	Avg:										
			Run 2:	Int1:			Int2:			Int3:			Fin:	DNS	I1-I2:			I2-I3:			I3-Fin:																				
			Total:	Int1:			Int2:			Int3:			Fin:																												
			2	GUT-BEHRAMI Lara Head	SUI	Run 1:	Int1:	22.56	(8)	Int2:	47.42	(15)	Int3:	1:00.81	(18)	Fin:	1:14.34	(24)	I1-I2:	24.86	(24)	I2-I3:	13.39	(28)	I3-Fin:	13.53	(30)	Sp1	90.75	(30)	Sp3	109.70	(32)	Avg:							
						Run 2:	Int1:			Int2:			Int3:			Fin:	DNS	I1-I2:			I2-I3:			I3-Fin:																	
						Total:	Int1:			Int2:			Int3:			Fin:																									
						3	GAGNON Marie-Michele Rossignol	CAN	Run 1:	Int1:	22.84	(17)	Int2:	47.77	(22)	Int3:	1:01.05	(25)	Fin:	1:14.49	(25)	I1-I2:	24.93	(25)	I2-I3:	13.28	(25)	I3-Fin:	13.44	(26)	Sp1	18.00	(32)	Sp3	109.40	(33)	Avg:				
									Run 2:	Int1:	12.74	(9)	Int2:	19.62	(6)	Int3:	37.37	(14)	Fin:	50.26	(11)	I1-I2:	6.88	(7)	I2-I3:	17.75	(14)	I3-Fin:	12.89	(6)											
									Total:	Int1:	1:27.23	(16)	Int2:	1:34.11	(14)	Int3:	1:51.86	(16)	Fin:	2:04.75	(14)																				

Åre (SWE)


Ladies' Alpine Combined

FRI 8 FEB 2019

PERFORMANCE ANALYSIS BY BIB

Start Time : 16:15

Number of Competitors: 35 Number of NSA: 18

Bib	Name Ski	NSA Code	Positions			Partials		Difference		Speed				
			Pos	Time	Rank	Pos	Time	Rank	Time	Dist.(m)	Pos.	(km/h)	Rank	
4	AGER Christina Atomic	AUT	Run 1:	Int1:	22.64	(11)	11-12:	24.97	(27)	0.37	34.16	Sp1	21.92	(31)
				Int2:	47.61	(19)	12-13:	13.14	(15)	1.10				
				Int3:	1:00.75	(16)	13-Fin:	13.27	(15)	1.24		Sp3	112.67	(19)
				Fin:	1:14.02	(16)				1.31		Avg:	93.87	
			Run 2:	Int1:	13.11	(20)	11-12:	7.29	(20)	0.67				
				Int2:	20.40	(21)	12-13:	18.16	(21)	1.17				
				Int3:	38.56	(20)	13-Fin:	13.74	(20)	2.63				
				Fin:	52.30	(19)				3.72				
			Total:	Int1:	1:27.13	(14)				1.47				
				Int2:	1:34.42	(18)				1.95				
				Int3:	1:52.58	(19)				3.19				
				Fin:	2:06.32	(17)				4.19				
			5	IGNJATOVIC Nevena Head	SRB	Run 1:	Int1:	23.19	(31)	11-12:		25.56	(34)	0.92
	Int2:	48.75				(33)	12-13:	13.45	(29)	2.24				
	Int3:	1:02.20				(34)	13-Fin:	13.35	(24)	2.69	Avg:	91.97		
	Fin:	1:15.55				(33)				2.84				
Run 2:	Int1:	13.04				(18)	11-12:	7.25	(18)	0.60				
	Int2:	20.29				(19)	12-13:	17.91	(16)	1.06				
	Int3:	38.20				(19)	13-Fin:	12.99	(11)	2.27				
	Fin:	51.19				(16)				2.61				
Total:	Int1:	1:28.59				(25)				2.93				
	Int2:	1:35.84				(25)				3.37				
	Int3:	1:53.75				(22)				4.36				
	Fin:	2:06.74				(19)				4.61				
6	HOERNBLAD Lisa Fischer	SWE				Run 1:	Int1:	22.62	(10)	11-12:	24.59	(14)	0.35	23.08
				Int2:	47.21	(11)	12-13:	13.18	(18)	0.70				
				Int3:	1:00.39	(12)	13-Fin:	13.20	(12)	0.88	Avg:	94.42		
				Fin:	1:13.59	(11)				0.88				
			Run 2:	Int1:	12.93	(15)	11-12:	7.16	(16)	0.49				
				Int2:	20.09	(16)	12-13:	17.15	(6)	0.86				
				Int3:	37.24	(11)	13-Fin:	13.36	(15)	1.31				
				Fin:	50.60	(13)				2.02				
			Total:	Int1:	1:26.52	(8)				0.86				
				Int2:	1:33.68	(10)				1.21				
				Int3:	1:50.83	(9)				1.44				
				Fin:	2:04.19	(9)				2.06				
			7	MOWINCKEL Ragnhild Head	NOR	Run 1:	Int1:	22.35	(3)	11-12:	24.46	(9)	0.08	
	Int2:	46.81				(4)	12-13:	13.07	(10)	0.30				
	Int3:	59.88				(3)	13-Fin:	12.89	(1)	0.37	Sp3	117.49	(4)	
	Fin:	1:12.77				(3)				0.06	Avg:	95.48		
Run 2:	Int1:	12.88				(12)	11-12:	6.77	(1)	0.44				
	Int2:	19.65				(8)	12-13:	17.30	(8)	0.42				
	Int3:	36.95				(7)	13-Fin:	12.86	(4)	1.02				
	Fin:	49.81				(6)				1.23				
Total:	Int1:	1:25.65				(2)				-0.01				
	Int2:	1:32.42				(1)				-0.05				
	Int3:	1:49.72				(4)				0.33				
	Fin:	2:02.58				(3)				0.45				

Åre (SWE)


Ladies' Alpine Combined

FRI 8 FEB 2019

PERFORMANCE ANALYSIS BY BIB

Start Time : 16:15

Number of Competitors: 35 Number of NSA: 18

Bib	Name Ski	NSA Code	Positions			Partials		Difference		Speed					
			Pos	Time	Rank	Pos	Time	Rank	Time	Dist.(m)	Pos.	(km/h)	Rank		
8	HAASER Ricarda Fischer	AUT	Run 1:	Int1:	22.38	(4)	11-12:	24.33	(4)	0.11		Sp1	109.68	(3)	
				Int2:	46.71	(3)	12-13:	13.29	(26)	0.20					
				Int3:	1:00.00	(5)	13-Fin:	13.32	(21)	0.49			Sp3	118.88	(1)
				Fin:	1:13.32	(7)				0.61			Avg:		
			Run 2:	Int1:	12.70	(6)	11-12:	7.02	(14)	0.26					
				Int2:	19.72	(11)	12-13:	17.51	(11)	0.49					
				Int3:	37.23	(10)	13-Fin:			1.30					
				Fin:	DNF					2.48					
			Total:	Int1:	1:26.02	(6)				0.36					
				Int2:	1:33.04	(7)				0.57					
				Int3:	1:50.55	(5)				1.16					
				Fin:	2:04.38										
			9	STUHEC Ilka Stoeckli	SLO	Run 1:	Int1:	22.47	(5)	11-12:	24.20	(1)	0.20		Sp1
	Int2:	46.67				(2)	12-13:	13.06	(9)	0.16					
	Int3:	59.73				(2)	13-Fin:	12.99	(3)	0.22			Sp3	117.34	(6)
	Fin:	1:12.72				(2)				0.01	0.27		Avg:	95.54	
Run 2:	Int1:	13.03				(17)	11-12:	7.22	(17)	0.59					
	Int2:	20.25				(18)	12-13:	17.92	(17)	1.02					
	Int3:	38.17				(18)	13-Fin:	13.38	(16)	2.24					
	Fin:	51.55				(17)				2.97					
Total:	Int1:	1:25.75				(4)				0.09					
	Int2:	1:32.97				(6)				0.50					
	Int3:	1:50.89				(10)				1.50					
	Fin:	2:04.27				(10)				2.14					
10	DELAGO Nicol Atomic	ITA				Run 1:	Int1:	22.83	(16)	11-12:	24.82	(21)	0.56		Sp1
				Int2:	47.65	(20)	12-13:	12.99	(2)	1.14					
				Int3:	1:00.64	(14)	13-Fin:	12.95	(2)	1.13			Sp3	115.46	(7)
				Fin:	1:13.59	(11)				0.88	23.08		Avg:	94.42	
			Run 2:	Int1:	13.13	(21)	11-12:	6.93	(9)	0.69					
				Int2:	20.06	(14)	12-13:	17.95	(18)	0.83					
				Int3:	38.01	(15)	13-Fin:	13.09	(12)	2.08					
				Fin:	51.10	(14)				2.52					
			Total:	Int1:	1:26.72	(10)				1.06					
				Int2:	1:33.65	(9)				1.18					
				Int3:	1:51.60	(14)				2.21					
				Fin:	2:04.69	(12)				2.56					
			11	VLHOVA Petra Rossignol	SVK	Run 1:	Int1:	22.79	(15)	11-12:	24.39	(6)	0.52		Sp1
	Int2:	47.18				(8)	12-13:	13.07	(10)	0.67					
	Int3:	1:00.25				(9)	13-Fin:	13.18	(10)	0.74			Sp3	114.31	(11)
	Fin:	1:13.43				(8)				0.72	18.92		Avg:	94.62	
Run 2:	Int1:	12.46				(2)	11-12:	6.77	(1)	0.02					
	Int2:	19.23				(1)	12-13:	16.73	(3)						
	Int3:	35.96				(2)	13-Fin:	12.77	(3)	0.03					
	Fin:	48.73				(2)				0.15					
Total:	Int1:	1:25.89				(5)				0.23					
	Int2:	1:32.66				(4)				0.19					
	Int3:	1:49.39				(1)				0.00					
	Fin:	2:02.16				(2)				0.03					

Åre (SWE)

Ladies' Alpine Combined

FRI 8 FEB 2019

PERFORMANCE ANALYSIS BY BIB

Start Time : 16:15

Number of Competitors: 35 Number of NSA: 18

Bib	Name Ski	NSA Code	Positions			Partials		Difference		Speed							
			Pos	Time	Rank	Pos	Time	Rank	Time	Dist.(m)	Pos.	(km/h)	Rank				
12	PAULATHOVA Katerina Rossignol	CZE	Run 1:	Int1:	22.96	(20)	11-12:	25.03	(29)	0.69	62.42	Sp1	102.26	(27)			
				Int2:	47.99	(29)	12-13:	13.60	(32)	1.48							
				Int3:	1:01.59	(29)	13-Fin:	13.55	(32)	2.08			Sp3	112.82	(17)		
				Fin:	1:15.14	(31)				2.43			Avg:	92.47			
				Run 2:	Int1:	13.54	(26)	11-12:	7.29	(20)	1.10						
					Int2:	20.83	(23)	12-13:	18.61	(24)	1.60						
					Int3:	39.44	(23)	13-Fin:	13.78	(21)	3.51						
					Fin:	53.22	(22)				4.64						
				Total:	Int1:	1:28.68	(26)				3.02						
					Int2:	1:35.97	(26)				3.50						
					Int3:	1:54.58	(25)				5.19						
					Fin:	2:08.36	(24)				6.23						
			13	BRIGNONE Federica Rossignol	ITA	Run 1:	Int1:	22.54	(6)	11-12:	24.42	(8)	0.27	15.80	Sp1	109.22	(5)
							Int2:	46.96	(6)	12-13:	13.04	(5)	0.45				
	Int3:	1:00.00				(5)	13-Fin:	13.31	(20)	0.49		Sp3	112.85		(16)		
	Fin:	1:13.31				(6)				0.60		Avg:	94.78				
	Run 2:	Int1:				12.72	(7)	11-12:	6.93	(9)	0.28						
		Int2:				19.65	(8)	12-13:	17.61	(13)	0.42						
		Int3:				37.26	(12)	13-Fin:	12.95	(9)	1.33						
		Fin:				50.21	(10)				1.63						
	Total:	Int1:				1:26.03	(7)				0.37						
		Int2:				1:32.96	(5)				0.49						
		Int3:				1:50.57	(6)				1.18						
		Fin:				2:03.52	(6)				1.39						
14	MERRYWEATHER Alice Rossignol	USA				Run 1:	Int1:	22.85	(18)	11-12:	24.34	(5)	0.58	21.52	Sp1	104.75	(24)
							Int2:	47.19	(9)	12-13:	13.05	(8)	0.68				
				Int3:	1:00.24	(8)	13-Fin:	13.29	(19)	0.73		Sp3	112.56		(21)		
				Fin:	1:13.53	(10)				0.82		Avg:	94.49				
				Run 2:	Int1:	13.22	(22)	11-12:	7.31	(22)	0.78						
					Int2:	20.53	(22)	12-13:	18.03	(20)	1.30						
					Int3:	38.56	(20)	13-Fin:	14.54	(24)	2.63						
					Fin:	53.10	(21)				4.52						
				Total:	Int1:	1:26.75	(11)				1.09						
					Int2:	1:34.06	(13)				1.59						
					Int3:	1:52.09	(18)				2.70						
					Fin:	2:06.63	(18)				4.50						
			15	HOLDENER Wendy Head	SUI	Run 1:	Int1:	22.27	(1)	11-12:	24.80	(20)	0.56	11.08	Sp1	110.02	(2)
							Int2:	47.07	(7)	12-13:	13.01	(4)	0.57				
	Int3:	1:00.08				(7)	13-Fin:	13.05	(4)	0.42		Sp3	113.52		(13)		
	Fin:	1:13.13				(5)				0.42		Avg:	95.01				
	Run 2:	Int1:				12.53	(3)	11-12:	6.81	(4)	0.09						
		Int2:				19.34	(3)	12-13:	16.92	(4)	0.11						
		Int3:				36.26	(4)	13-Fin:	12.74	(2)	0.33						
		Fin:				49.00	(3)				0.42						
	Total:	Int1:				1:25.66	(3)				0.00						
		Int2:				1:32.47	(2)				0.00						
		Int3:				1:49.39	(1)				0.00						
		Fin:				2:02.13	(1)				0.00						

Åre (SWE)


Ladies' Alpine Combined

FRI 8 FEB 2019

PERFORMANCE ANALYSIS BY BIB

Start Time : 16:15

Number of Competitors: 35 Number of NSA: 18

Bib	Name Ski	NSA Code	Positions			Partials		Difference		Speed					
			Pos	Time	Rank	Pos	Time	Rank	Time	Dist.(m)	Pos.	(km/h)	Rank		
16	FERK Marusa Salomon	SLO	Run 1:	Int1:	22.99	(23)	I1-I2:	24.58	(12)	0.72		Sp1	107.01	(13)	
				Int2:	47.57	(17)	I2-I3:	14.06	(34)	1.06					
				Int3:	1:01.63	(30)	I3-Fin:	13.50	(28)	2.12			Sp3	112.35	(24)
				Fin:	1:15.13	(30)				2.42	62.17		Avg:	92.48	
			Run 2:	Int1:	12.44	(1)	I1-I2:	6.82	(5)						
				Int2:	19.26	(2)	I2-I3:	17.31	(10)	0.03					
				Int3:	36.57	(5)	I3-Fin:	13.39	(17)	0.64					
				Fin:	49.96	(9)				1.38					
			Total:	Int1:	1:27.57	(19)				1.91					
				Int2:	1:34.39	(17)				1.92					
				Int3:	1:51.70	(15)				2.31					
				Fin:	2:05.09	(16)				2.96					
			17	BASSINO Marta Salomon	ITA	Run 1:	Int1:	22.66	(13)	I1-I2:	24.68	(18)	0.39		Sp1
	Int2:	47.34				(14)	I2-I3:	13.45	(29)	0.83					
	Int3:	1:00.79				(17)	I3-Fin:	13.51	(29)	1.28			Sp3	112.37	(22)
	Fin:	1:14.30				(21)				1.59	41.30		Avg:	93.51	
Run 2:	Int1:	12.76				(10)	I1-I2:	6.98	(12)	0.32					
	Int2:	19.74				(12)	I2-I3:	17.55	(12)	0.51					
	Int3:	37.29				(13)	I3-Fin:	13.15	(14)	1.36					
	Fin:	50.44				(12)				1.86					
Total:	Int1:	1:27.06				(13)				1.40					
	Int2:	1:34.04				(12)				1.57					
	Int3:	1:51.59				(13)				2.20					
	Fin:	2:04.74				(13)				2.61					
18	LIE Kajsa Vickhoff Head	NOR				Run 1:	Int1:	22.64	(11)	I1-I2:	24.55	(11)	0.37		Sp1
				Int2:	47.19	(9)	I2-I3:	13.21	(20)	0.68					
				Int3:	1:00.40	(13)	I3-Fin:	13.47	(27)	0.89			Sp3	111.30	(27)
				Fin:	1:13.87	(15)				1.16	30.31		Avg:	94.06	
			Run 2:	Int1:	12.73	(8)	I1-I2:	6.80	(3)	0.29					
				Int2:	19.53	(5)	I2-I3:	17.27	(7)	0.30					
				Int3:	36.80	(6)	I3-Fin:	12.97	(10)	0.87					
				Fin:	49.77	(5)				1.19					
			Total:	Int1:	1:26.60	(9)				0.94					
				Int2:	1:33.40	(8)				0.93					
				Int3:	1:50.67	(8)				1.28					
				Fin:	2:03.64	(7)				1.51					
			19	SIEBENHOFER Ramona Fischer	AUT	Run 1:	Int1:	22.30	(2)	I1-I2:	24.21	(2)	0.03		Sp1
	Int2:	46.51				(1)	I2-I3:	13.00	(3)						
	Int3:	59.51				(1)	I3-Fin:	13.20	(12)				Sp3	117.88	(2)
	Fin:	1:12.71				(1)					0.00		Avg:	95.56	
Run 2:	Int1:	12.92				(14)	I1-I2:	6.95	(11)	0.48					
	Int2:	19.87				(13)	I2-I3:	17.12	(5)	0.64					
	Int3:	36.99				(8)	I3-Fin:	12.92	(8)	1.06					
	Fin:	49.91				(8)				1.33					
Total:	Int1:	1:25.63				(1)				-0.03					
	Int2:	1:32.58				(3)				0.11					
	Int3:	1:49.70				(3)				0.31					
	Fin:	2:02.62				(4)				0.49					

Åre (SWE)
PERFORMANCE ANALYSIS BY BIB

Number of Competitors: 35 Number of NSA: 18

Bib	Name Ski	NSA Code	Positions			Partials		Difference		Speed							
			Pos	Time	Rank	Pos	Time	Rank	Time	Dist.(m)	Pos.	(km/h)	Rank				
20	BARTHET Anne-Sophie Head	FRA	Run 1:	Int1:	22.88	(19)	I1-I2:	24.99	(28)	0.61		Sp1	106.65	(14)			
				Int2:	47.87	(24)	I2-I3:	13.12	(13)	1.36							
				Int3:	1:00.99	(20)	I3-Fin:	13.53	(30)	1.48				Sp3	112.36	(23)	
				Fin:	1:14.52	(26)				1.81	46.88			Avg:	93.24		
			Run 2:	Int1:	12.69	(5)	I1-I2:	7.01	(13)	0.25							
				Int2:	19.70	(10)	I2-I3:	17.30	(8)	0.47							
				Int3:	37.00	(9)	I3-Fin:	12.86	(4)	1.07							
				Fin:	49.86	(7)				1.28							
			Total:	Int1:	1:27.21	(15)				1.55							
				Int2:	1:34.22	(16)				1.75							
				Int3:	1:51.52	(12)				2.13							
				Fin:	2:04.38	(11)				2.25							
			21	WEIRATHER Tina Head	LIE	Run 1:	Int1:	22.61	(9)	I1-I2:	24.62	(15)	0.34		Sp1	106.06	(18)
							Int2:	47.23	(12)	I2-I3:	13.13	(14)	0.72				
	Int3:	1:00.36				(11)	I3-Fin:	13.33	(22)	0.85				Sp3	114.91	(10)	
	Fin:	1:13.69				(13)				0.98				Avg:			
Run 2:	Int1:						I1-I2:										
	Int2:						I2-I3:										
	Int3:						I3-Fin:										
	Fin:	DNS															
Total:	Int1:																
	Int2:																
	Int3:																
	Fin:																
22	GASIENICA-DANIEL Maryna Atomic	POL				Run 1:	Int1:	22.96	(20)	I1-I2:	25.07	(30)	0.69		Sp1	106.22	(15)
							Int2:	48.03	(30)	I2-I3:	13.60	(32)	1.52				
				Int3:	1:01.63	(30)	I3-Fin:	13.66	(33)	2.12				Sp3	110.56	(29)	
				Fin:	1:15.29	(32)				2.58	66.14			Avg:	92.28		
			Run 2:	Int1:	12.89	(13)	I1-I2:	7.33	(23)	0.45							
				Int2:	20.22	(17)	I2-I3:	17.80	(15)	0.99							
				Int3:	38.02	(16)	I3-Fin:	13.72	(19)	2.09							
				Fin:	51.74	(18)				3.16							
			Total:	Int1:	1:28.18	(24)				2.52							
				Int2:	1:35.51	(24)				3.04							
				Int3:	1:53.31	(21)				3.92							
				Fin:	2:07.03	(21)				4.90							
			23	SUTER Corinne Head	SUI	Run 1:	Int1:	22.55	(7)	I1-I2:	24.40	(7)	0.28		Sp1	107.86	(8)
							Int2:	46.95	(5)	I2-I3:	13.04	(5)	0.44				
	Int3:	59.99				(4)	I3-Fin:	13.06	(5)	0.48				Sp3	117.52	(3)	
	Fin:	1:13.05				(4)				0.34				Avg:			
Run 2:	Int1:						I1-I2:										
	Int2:						I2-I3:										
	Int3:						I3-Fin:										
	Fin:	DNS															
Total:	Int1:																
	Int2:																
	Int3:																
	Fin:																

Åre (SWE)
PERFORMANCE ANALYSIS BY BIB

Number of Competitors: 35 Number of NSA: 18

Bib	Name Ski	NSA Code	Positions			Partials		Difference		Speed					
			Pos	Time	Rank	Pos	Time	Rank	Time	Dist.(m)	Pos.	(km/h)	Rank		
24	GRITSCH Franziska Head	AUT	Run 1:	Int1:	23.13	(28)	11-12:	25.15	(32)	0.86		Sp1	100.42	(29)	
				Int2:	48.28	(32)	12-13:	13.36	(27)	1.77					
				Int3:	1:01.64	(32)	13-Fin:	13.16	(9)	2.13			Sp3	111.00	(28)
				Fin:	1:14.80	(29)				2.09	53.93		Avg:	92.89	
			Run 2:	Int1:	12.79	(11)	11-12:	6.84	(6)	0.35					
				Int2:	19.63	(7)	12-13:	16.49	(2)	0.40					
				Int3:	36.12	(3)	13-Fin:	12.90	(7)	0.19					
				Fin:	49.02	(4)				0.44					
			Total:	Int1:	1:27.59	(20)				1.93					
				Int2:	1:34.43	(19)				1.96					
				Int3:	1:50.92	(11)				1.53					
				Fin:	2:03.82	(8)				1.69					
			25	PROKOPYEVA Aleksandra Atomic	RUS	Run 1:	Int1:	23.08	(26)	11-12:	24.82	(21)	0.81		Sp1
	Int2:	47.90				(27)	12-13:	13.26	(23)	1.39					
	Int3:	1:01.16				(27)	13-Fin:	13.37	(25)	1.65			Sp3	111.59	(26)
	Fin:	1:14.53				(27)				1.82	47.13		Avg:	93.22	
Run 2:	Int1:	13.42				(23)	11-12:	7.52	(24)	0.98					
	Int2:	20.94				(24)	12-13:	18.59	(23)	1.71					
	Int3:	39.53				(24)	13-Fin:	13.87	(22)	3.60					
	Fin:	53.40				(23)				4.82					
Total:	Int1:	1:27.95				(23)				2.29					
	Int2:	1:35.47				(22)				3.00					
	Int3:	1:54.06				(24)				4.67					
	Fin:	2:07.93				(23)				5.80					
26	PFISTER Meike Rossignol	GER				Run 1:	Int1:	23.11	(27)	11-12:	24.76	(19)	0.84		Sp1
				Int2:	47.87	(24)	12-13:	13.20	(19)	1.36					
				Int3:	1:01.07	(26)	13-Fin:	13.15	(8)	1.56			Sp3	113.51	(14)
				Fin:	1:14.22	(19)				1.51	39.27		Avg:	93.61	
			Run 2:	Int1:	13.48	(24)	11-12:	7.58	(25)	1.04					
				Int2:	21.06	(25)	12-13:	18.63	(25)	1.83					
				Int3:	39.69	(25)	13-Fin:	13.97	(23)	3.76					
				Fin:	53.66	(24)				5.08					
			Total:	Int1:	1:27.70	(21)				2.04					
				Int2:	1:35.28	(21)				2.81					
				Int3:	1:53.91	(23)				4.52					
				Fin:	2:07.88	(22)				5.75					
			27	DANNEWITZ Ida	SWE	Run 1:	Int1:	23.20	(33)	11-12:	27.95	(35)	0.93		Sp1
	Int2:	51.15				(35)	12-13:			4.64					
	Int3:						13-Fin:								
	Fin:	DNF											Avg:		
Total:		DNF													
28	REMME Roni Head	CAN	Run 1:	Int1:	23.13	(28)	11-12:	25.07	(30)	0.86		Sp1	104.12	(26)	
				Int2:	48.20	(31)	12-13:	13.23	(22)	1.69					
				Int3:	1:01.43	(28)	13-Fin:	13.25	(14)	1.92			Sp3	111.68	(25)
				Fin:	1:14.68	(28)				1.97	50.91		Avg:	93.04	
			Run 2:	Int1:	12.61	(4)	11-12:	6.90	(8)	0.17					
				Int2:	19.51	(4)	12-13:	16.42	(1)	0.28					
				Int3:	35.93	(1)	13-Fin:	12.65	(1)						
				Fin:	48.58	(1)									
			Total:	Int1:	1:27.29	(17)				1.63					
				Int2:	1:34.19	(15)				1.72					
				Int3:	1:50.61	(7)				1.22					
				Fin:	2:03.26	(5)				1.13					

Åre (SWE)
PERFORMANCE ANALYSIS BY BIB

Number of Competitors: 35 Number of NSA: 18

Bib	Name Ski	NSA Code	Positions			Partials		Difference		Speed					
			Pos	Time	Rank	Pos	Time	Rank	Time	Dist.(m)	Pos.	(km/h)	Rank		
29	PLESHKOVA Iulija Head	RUS	Run 1:	Int1:	23.58	(35)	I1-I2:	25.29	(33)	1.31		Sp1	101.39	(28)	
				Int2:	48.87	(34)	I2-I3:	13.26	(23)	2.36					
				Int3:	1:02.13	(33)	I3-Fin:	13.91	(34)	2.62			Sp3	110.36	(31)
				Fin:	1:16.04	(34)				3.33			Avg:		
			Run 2:	Int1:			I1-I2:								
				Int2:			I2-I3:								
				Int3:			I3-Fin:								
				Fin:	DNS										
			Total:	Int1:											
				Int2:											
				Int3:											
				Fin:											
			30	LEDECKA Ester Atomic	CZE	Run 1:	Int1:	22.78	(14)	I1-I2:	24.82	(21)	0.51		Sp1
	Int2:	47.60				(18)	I2-I3:	13.07	(10)	1.09					
	Int3:	1:00.67				(15)	I3-Fin:	13.18	(10)	1.16			Sp3	112.57	(20)
	Fin:	1:13.85				(14)				1.14	29.79		Avg:	94.08	
Run 2:	Int1:	12.99				(16)	I1-I2:	7.09	(15)	0.55					
	Int2:	20.08				(15)	I2-I3:	18.01	(19)	0.85					
	Int3:	38.09				(17)	I3-Fin:	13.09	(12)	2.16					
	Fin:	51.18				(15)				2.60					
Total:	Int1:	1:26.84				(12)				1.18					
	Int2:	1:33.93				(11)				1.46					
	Int3:	1:51.94				(17)				2.55					
	Fin:	2:05.03				(15)				2.90					
31	IVARSSON Lin Head	SWE				Run 1:	Int1:	23.19	(31)	I1-I2:	24.53	(10)	0.92		Sp1
				Int2:	47.72	(21)	I2-I3:	13.21	(20)	1.21					
				Int3:	1:00.93	(19)	I3-Fin:	13.28	(18)	1.42			Sp3	115.11	(9)
				Fin:	1:14.21	(18)				1.50			Avg:		
			Run 2:	Int1:			I1-I2:								
				Int2:			I2-I3:								
				Int3:			I3-Fin:								
				Fin:	DNS										
			Total:	Int1:											
				Int2:											
				Int3:											
				Fin:											
			32	SMALL Greta Atomic	AUS	Run 1:	Int1:	23.24	(34)	I1-I2:	24.64	(16)	0.97		Sp1
	Int2:	47.88				(26)	I2-I3:	13.15	(16)	1.37					
	Int3:	1:01.03				(24)	I3-Fin:	13.27	(15)	1.52			Sp3	115.17	(8)
	Fin:	1:14.30				(21)				1.59	41.30		Avg:	93.51	
Run 2:	Int1:	13.07				(19)	I1-I2:	7.26	(19)	0.63					
	Int2:	20.33				(20)	I2-I3:	18.57	(22)	1.10					
	Int3:	38.90				(22)	I3-Fin:	13.66	(18)	2.97					
	Fin:	52.56				(20)				3.98					
Total:	Int1:	1:27.37				(18)				1.71					
	Int2:	1:34.63				(20)				2.16					
	Int3:	1:53.20				(20)				3.81					
	Fin:	2:06.86				(20)				4.73					

Åre (SWE)
PERFORMANCE ANALYSIS BY BIB

Number of Competitors: 35 Number of NSA: 18

Bib	Name Ski	NSA Code	Positions			Partials		Difference		Speed					
			Pos	Time	Rank	Pos	Time	Rank	Time	Dist.(m)	Pos.	(km/h)	Rank		
33	HAEHLEN Joana Atomic	SUI	Run 1:	Int1:	23.15	(30)	I1-I2:	24.67	(17)	0.88	Sp1	105.16	(21)		
				Int2:	47.82	(23)	I2-I3:	13.17	(17)	1.31					
				Int3:	1:00.99	(20)	I3-Fin:	13.27	(15)	1.48	Sp3	113.75	(12)		
				Fin:	1:14.26	(20)				1.55	Avg:				
			Run 2:	Int1:			I1-I2:								
				Int2:			I2-I3:								
				Int3:			I3-Fin:								
				Fin:	DNS										
			Total:	Int1:											
				Int2:											
				Int3:											
				Fin:											
			34	COLETTI Alexandra Head	MON	Run 1:	Int1:	23.03	(25)	I1-I2:	24.93	(25)	0.76	Sp1	105.97
	Int2:	47.96				(28)	I2-I3:	13.04	(5)	1.45					
	Int3:	1:01.00				(22)	I3-Fin:	13.33	(22)	1.49	Sp3	117.48	(5)		
	Fin:	1:14.33				(23)				1.62	Avg:				
Run 2:	Int1:	13.48				(24)	I1-I2:	7.66	(26)	1.04					
	Int2:	21.14				(26)	I2-I3:			1.91					
	Int3:						I3-Fin:								
	Fin:	DNF													
Total:	Int1:	1:27.81				(22)				2.15					
	Int2:	1:35.47				(22)				3.00					
	Int3:														
	Fin:														
35	FLURY Jasmine Stoeckli	SUI				Run 1:	Int1:	22.97	(22)	I1-I2:	24.58	(12)	0.70	Sp1	104.34
				Int2:	47.55	(16)	I2-I3:	13.45	(29)	1.04					
				Int3:	1:01.00	(22)	I3-Fin:	13.09	(6)	1.49					
				Fin:	1:14.09	(17)				1.38	Avg:				
			Run 2:	Int1:			I1-I2:								
				Int2:			I2-I3:								
				Int3:			I3-Fin:								
				Fin:	DNS										
			Total:	Int1:											
				Int2:											
				Int3:											
				Fin:											

Intermediate Time Positions : Int. 1 = Inter1 Int. 2 = Inter2 Int. 3 = Inter3

Legend:					
DNF	Did Not Finish	Fin	Finish	Int	Intermediate
Pos.	Intermediate or speed position				

Åre (SWE)


Ladies' Alpine Combined

FIS WCSL LIST

Number of Competitors: 54 Number of NSA: 16 8 Feb 2019 Åre (SWE)

Rank	FIS Code	Name	NSA Code	1	Base	- X	+ Y	WCSL AC
1	516280	HOLDENER Wendy	SUI	100	210	70	100	240
2	705423	VLHOVA Petra	SVK	80	105	35	80	150
3	516284	GISIN Michelle	SUI	-	209	70	-	139
4	297601	BRIGNONE Federica	ITA	40	132	44	40	128
5	425929	MOWINCKEL Ragnhild	NOR	60	90	30	60	120
6	56087	SIEBENHOFER Ramona	AUT	50	101	34	50	117
7	299276	BASSINO Marta	ITA	20	114	38	20	96
8	565360	STUHEC Ilka	SLO	26	101	34	26	93
9	105269	GAGNON Marie-Michele	CAN	18	73	24	18	67
10	565401	BUCIK Ana	SLO	-	90	30	-	60
11	515997	FEIERABEND Denise	SUI	-	83	28	-	55
12	6535237	SHIFFRIN Mikaela	USA	-	80	27	-	53
13	426257	LIE Kajsa Vickhoff	NOR	36	23	8	36	51
14	315187	IGNJATOVIC Nevena	SRB	-	73	24	-	49
15	196726	BARTHET Anne-Sophie	FRA	24	36	12	24	48
16	107583	REMME Roni	CAN	45	-	-	45	45
17	299466	DELAGO Nicol	ITA	22	28	9	22	41
18	107613	GRENIER Valerie	CAN	-	56	19	-	37
19	506701	HOERNBLAD Lisa	SWE	29	9	3	29	35
20	537544	VONN Lindsey	USA	-	50	17	-	33
20	56174	HAASER Ricarda	AUT	-	49	16	-	33
22	56392	GRITSCH Franziska	AUT	32	-	-	32	32
23	56217	BRUNNER Stephanie	AUT	-	45	15	-	30
24	516219	NUFER Priska	SUI	-	44	15	-	29
25	565320	FERK Marusa	SLO	-	42	14	-	28
26	197641	GAUCHE Laura	FRA	-	41	14	-	27
26	516344	KOPP Rahel	SUI	-	41	14	-	27
28	426043	TVIBERG Maria Therese	NOR	-	36	12	-	24
29	298323	GOGGIA Sofia	ITA	-	32	11	-	21
29	56241	SCHNEEBERGER Rosina	AUT	-	32	11	-	21
31	56258	AGER Christina	AUT	-	27	9	-	18
32	197497	MIRADOLI Romane	FRA	-	26	9	-	17
33	155763	LEDECKA Ester	CZE	16	-	-	16	16
33	56417	FEST Nadine	AUT	-	24	8	-	16
35	516138	GUT-BEHRAMI Lara	SUI	-	22	7	-	15
36	56198	SCHEYER Christine	AUT	-	18	6	-	12
37	6535600	MERRYWEATHER Alice	USA	-	16	5	-	11
37	516429	GROEBLI Nathalie	SUI	-	17	6	-	11
39	56177	VENIER Stephanie	AUT	-	15	5	-	10
40	297910	CURTONI Elena	ITA	-	14	5	-	9
40	296427	SCHNARF Johanna	ITA	-	14	5	-	9
42	206520	DORSCH Patrizia	GER	-	12	4	-	8
42	6535765	MANGAN Patricia	USA	-	12	4	-	8
44	385096	POPOVIC Leona	CRO	-	10	3	-	7
45	425981	SKJOELD Maren	NOR	-	9	3	-	6
46	155699	PAULATHOVA Katerina	CZE	-	8	3	-	5
46	206532	SCHMOTZ Marlene	GER	-	8	3	-	5
46	298767	SOSIO Federica	ITA	-	7	2	-	5
49	405138	JELINKOVA Adriana	NED	-	4	1	-	3
50	705394	KANTOROVA Barbara	SVK	-	3	1	-	2
50	197861	PASLIER Esther	FRA	-	3	1	-	2
52	435334	GASIENICA-DANI.	POL	-	1	-	-	1
52	297702	MARSAGLIA Francesca	ITA	-	1	-	-	1
52	206460	WENIG Michaela	GER	-	2	1	-	1

Åre (SWE)


Ladies' Alpine Combined

FIS WCSL LIST
Number of Competitors: 54 **Number of NSA: 16** 8 Feb 2019 Åre (SWE)

Rank	FIS Code	Name	NSA Code	1	Base	- X	+ Y	WCSL AC
------	----------	------	----------	---	------	-----	-----	---------

Number of competitors per NSA in the top 60

AUT:	9	CAN:	3	CRO:	1	CZE:	2	FRA:	4	GER:	3
ITA:	8	NED:	1	NOR:	4	POL:	1	SLO:	3	SRB:	1
SUI:	7	SVK:	2	SWE:	1	USA:	4				

Legend:

-	No points	Base	Last season FIS World Cup Start List points
WCSL AC	FIS World Cup Start List points for Alpine Combined		
X	(Base/number of planned races in the current season) *(number of completed races in the current season)		
Y	FIS World Cup points won in the current season		

Åre (SWE)


Ladies' Alpine Combined

OVERALL FIS WCSL LIST

Number of Competitors: 163 Number of NSA: 24

Rank	FIS Code	Name	NSA Code	WCSL Points	Diff.	DH 6 races	SL 7 races	GS 6 races	SG 6 races	AC 1 race
1	6535237	SHIFFRIN Mikaela	USA	2231		181 (15)	929 (1)	649 (1)	419 (2)	53 (12)
2	705423	VLHOVA Petra	SVK	1225	1006	-	701 (2)	374 (6)	-	150 (2)
3	516280	HOLDENER Wendy	SUI	1174	1057	11 (52)	539 (3)	271 (8)	113 (23)	240 (1)
4	425929	MOWINCKEL Ragnhild	NOR	1075	1156	174 (16)	-	409 (5)	372 (3)	120 (5)
5	205218	REBENSBURG Viktoria	GER	936	1295	196 (12)	-	466 (3)	274 (7)	-
6	297601	BRIGNONE Federica	ITA	905	1326	87 (26)	26 (44)	421 (4)	243 (9)	128 (4)
7	516284	GISIN Michelle	SUI	866	1365	316 (6)	203 (9)	24 (44)	184 (12)	139 (3)
8	565360	STUHEC Iika	SLO	859	1372	456 (1)	-	13 (49)	297 (6)	93 (8)
9	55970	SCHMIDHOFER Nicole	AUT	815	1416	451 (2)	-	-	364 (4)	-
10	355050	WEIRATHER Tina	LIE	733	1498	276 (9)	-	15 (47)	442 (1)	-
11	505679	HANSDOTTER Frida	SWE	719	1512	-	511 (4)	208 (10)	-	-
12	298323	GOGGIA Sofia	ITA	672	1559	324 (5)	-	55 (27)	272 (8)	21 (29)
13	56087	SIEBENHOFER Ramona	AUT	665	1566	410 (3)	-	-	138 (20)	117 (6)
14	516138	GUT-BEHRAMI Lara	SUI	613	1618	164 (17)	-	85 (23)	349 (5)	15 (35)
15	196928	WORLEY Tessa	FRA	588	1643	-	-	549 (2)	39 (37)	-
16	56177	VENIER Stephanie	AUT	547	1684	364 (4)	-	-	173 (13)	10 (39)
17	55947	VEITH Anna	AUT	431	1800	110 (21)	-	127 (14)	194 (10)	-
18	56128	HUETTER Cornelia	AUT	424	1807	292 (8)	-	-	132 (21)	-
19	516319	SUTER Corinne	SUI	413	1818	228 (11)	-	-	185 (11)	-
20	299276	BASSINO Marta	ITA	409	1822	25 (45)	-	231 (9)	57 (30)	96 (7)
21	56032	SCHILD Bernadette	AUT	405	1826	-	304 (6)	101 (17)	-	-
22	537544	VONN Lindsey	USA	396	1835	271 (10)	-	-	92 (27)	33 (20)
23	56388	LIENSBERGER Katharina	AUT	370	1861	-	274 (7)	96 (18)	-	-
24	56217	BRUNNER Stephanie	AUT	366	1865	-	36 (38)	278 (7)	22 (44)	30 (23)
25	506146	SWENN LARSSON Anna	SWE	362	1869	-	362 (5)	-	-	-
26	296729	FANCHINI Nadia	ITA	337	1894	187 (13)	-	-	150 (18)	-
27	56174	HAASER Ricarda	AUT	332	1899	90 (24)	-	176 (11)	33 (38)	33 (20)
28	516248	FLURY Jasmine	SUI	326	1905	157 (18)	-	-	169 (14)	-
29	206668	WEIDLE Kira	GER	318	1913	300 (7)	-	-	18 (47)	-
30	56315	TRUPPE Katharina	AUT	306	1925	-	243 (8)	63 (26)	-	-
31	197497	MIRADOLI Romane	FRA	283	1948	131 (19)	-	17 (46)	118 (22)	17 (32)
32	299466	DELAGO Nicol	ITA	276	1955	185 (14)	-	-	50 (35)	41 (17)
33	297702	MARSAGLIA Francesca	ITA	273	1958	74 (31)	-	39 (36)	159 (16)	1 (52)
34	56088	TIPPLER Tamara	AUT	266	1965	97 (23)	-	-	169 (14)	-
35	425771	HAVER-LOESETH Nina	NOR	256	1975	-	168 (10)	88 (22)	-	-
36	105269	GAGNON Marie-Michele	CAN	250	1981	-	10 (52)	90 (21)	83 (28)	67 (9)
37	516185	HAEHLEN Joana	SUI	249	1982	103 (22)	-	-	146 (19)	-
38	426187	LYSDAHL Kristin	NOR	246	1985	-	127 (16)	119 (15)	-	-
39	296509	CURTONI Irene	ITA	242	1989	-	157 (15)	85 (23)	-	-
40	155763	LEDECKA Ester	CZE	219	2012	122 (20)	-	-	81 (29)	16 (33)
41	297910	CURTONI Elena	ITA	206	2025	35 (41)	-	5 (56)	157 (17)	9 (40)
42	565471	HROVAT Meta	SLO	203	2028	-	63 (27)	140 (13)	-	-
43	506399	HECTOR Sara	SWE	201	2030	-	47 (36)	154 (12)	-	-
44	107613	GRENIER Valerie	CAN	176	2055	-	-	42 (34)	97 (26)	37 (18)
45	296427	SCHNARF Johanna	ITA	170	2061	60 (34)	-	-	101 (24)	9 (40)
46	206279	GEIGER Christina	GER	168	2063	-	168 (10)	-	-	-
46	426257	LIE Kajsa Vickhoff	NOR	168	2063	19 (48)	-	-	98 (25)	51 (13)
48	56367	GALLHUBER Katharina	AUT	165	2066	-	165 (12)	-	-	-
49	106961	MIELZYNSKI Erin	CAN	163	2068	-	163 (13)	-	-	-
50	296354	COSTAZZA Chiara	ITA	160	2071	-	160 (14)	-	-	-
51	107583	REMME Roni	CAN	143	2088	5 (55)	90 (19)	-	3 (61)	45 (16)
52	538573	ROSS Laurene	USA	139	2092	88 (25)	-	-	51 (34)	-
53	197319	MUGNIER Adeline	FRA	133	2098	-	29 (42)	104 (16)	-	-
54	515997	FEIERABEND Denise	SUI	131	2100	4 (56)	67 (24)	-	5 (59)	55 (11)
55	506701	HOERBLAD Lisa	SWE	123	2108	35 (41)	-	-	53 (31)	35 (19)
56	107427	ST-GERMAIN Laurence	CAN	121	2110	-	121 (17)	-	-	-
57	197383	GAUTHIER Tiffany	FRA	120	2111	68 (33)	-	-	52 (33)	-
58	516219	NUFER Priska	SUI	117	2114	35 (41)	-	-	53 (31)	29 (24)
59	56258	AGER Christina	AUT	116	2115	54 (37)	-	-	44 (36)	18 (31)
60	56198	SCHEYER Christine	AUT	115	2116	79 (30)	-	-	24 (42)	12 (36)
60	565401	BUCIK Ana	SLO	115	2116	-	52 (33)	3 (61)	-	60 (10)
62	56125	PUCHNER Mirjam	AUT	114	2117	83 (29)	-	-	31 (39)	-
63	426100	HOLTMANN Mina Fuerst	NOR	109	2122	-	70 (23)	39 (36)	-	-
64	516528	MEILLARD Melanie	SUI	104	2127	-	58 (28)	46 (32)	-	-

Åre (SWE)


Ladies' Alpine Combined

OVERALL FIS WCSL LIST

Number of Competitors: 163 Number of NSA: 24

Rank	FIS Code	Name	NSA Code	WCSL Points	Diff.	DH 6 races	SL 7 races	GS 6 races	SG 6 races	AC 1 race
65	426193	STJERNESUND Th.	NOR	103	2128	-	8 (53)	95 (19)	-	-
66	206460	WENIG Michaela	GER	102	2129	87 (26)	-	-	14 (48)	1 (52)
67	296259	MOELGG Manuela	ITA	101	2130	-	8 (53)	93 (20)	-	-
68	197616	ALPHAND Estelle	SWE	100	2131	-	58 (28)	42 (34)	-	-
69	6535455	JOHNSON Breezy	USA	96	2135	86 (28)	-	-	10 (53)	-
70	516504	DANIOTH Aline	SUI	93	2138	-	90 (19)	3 (61)	-	-
71	196806	NOENS Nastasia	FRA	91	2140	-	91 (18)	-	-	-
72	538685	McKENNIS Alice	USA	86	2145	72 (32)	-	-	14 (48)	-
73	565320	FERK Marusa	SLO	85	2146	-	56 (30)	-	1 (64)	28 (25)
74	565268	DREV Ana	SLO	83	2148	-	-	83 (25)	-	-
75	206355	DUERR Lena	GER	80	2151	-	80 (21)	-	-	-
76	6535600	MERRYWEATHER Alice	USA	75	2156	60 (34)	-	-	4 (60)	11 (37)
77	197641	GAUCHE Laura	FRA	73	2158	17 (49)	-	-	29 (40)	27 (26)
78	56328	ORTLIEB Nina	AUT	72	2159	48 (38)	-	-	24 (42)	-
79	56253	HUBER Katharina	AUT	71	2160	-	71 (22)	-	-	-
80	539536	WILES Jacqueline	USA	69	2162	60 (34)	-	-	9 (54)	-
81	539909	MOLTZAN Paula	USA	67	2164	-	67 (24)	-	-	-
82	506341	WIKSTROEM Emelie	SWE	65	2166	-	65 (26)	-	-	-
83	425981	SKJOELD Maren	NOR	61	2170	-	55 (31)	-	-	6 (45)
84	425921	HAUGEN Kristine	NOR	57	2174	-	14 (51)	43 (33)	-	-
85	206536	WALLNER Marina	GER	55	2176	-	55 (31)	-	-	-
85	506664	FJALLSTROEM Magdalena	SWE	55	2176	-	49 (35)	6 (55)	-	-
85	315187	IGNJATOVIC Nevena	SRB	55	2176	-	6 (62)	-	-	49 (14)
88	56392	GRITSCH Franziska	AUT	54	2177	-	22 (46)	-	-	32 (22)
88	197124	FRASSE SOMBET Coralie	FRA	54	2177	-	-	54 (28)	-	-
90	506583	SAEFVENBERG Charlotta	SWE	52	2179	-	52 (33)	-	-	-
90	55898	BREM Eva-Maria	AUT	52	2179	-	-	52 (29)	-	-
92	196726	BARTHET Anne-Sophie	FRA	50	2181	-	-	-	2 (62)	48 (15)
92	196725	BARIOZ Taina	FRA	50	2181	-	-	50 (30)	-	-
94	506348	STAALNACKE Ylva	SWE	49	2182	-	45 (37)	4 (59)	-	-
95	565373	ROBNIK Tina	SLO	48	2183	-	-	48 (31)	-	-
96	296472	FANCHINI Elena	ITA	43	2188	37 (40)	-	-	6 (58)	-
97	56417	FEST Nadine	AUT	42	2189	24 (47)	-	-	2 (62)	16 (33)
98	537582	COOK Stacey	USA	40	2191	40 (39)	-	-	-	-
99	516268	WILD Simone	SUI	38	2193	-	-	38 (38)	-	-
100	225525	TILLEY Alex	GBR	37	2194	-	-	37 (39)	-	-
100	426043	TVIBERG Maria Therese	NOR	37	2194	4 (56)	-	-	9 (54)	24 (28)
102	56333	MAIR Chiara	AUT	36	2195	-	36 (38)	-	-	-
103	516344	KOPP Rahel	SUI	34	2197	-	-	-	7 (56)	27 (26)
104	516283	ELLENBERGER Andrea	SUI	33	2198	-	-	33 (40)	-	-
104	56256	RAEDLER Ariane	AUT	33	2198	4 (56)	-	-	29 (40)	-
106	6295075	DELLA MEA Lara	ITA	32	2199	-	32 (40)	-	-	-
106	516437	BISSIG Carole	SUI	32	2199	-	32 (40)	-	-	-
108	107532	TOMMY Mikaela	CAN	30	2201	-	-	30 (41)	-	-
108	206520	DORSCH Patrizia	GER	30	2201	10 (53)	-	-	12 (50)	8 (42)
110	197295	PIOT Jennifer	FRA	29	2202	7 (54)	-	-	22 (44)	-
110	56199	KAPPAURER Elisabeth	AUT	29	2202	-	-	29 (42)	-	-
112	516426	STOFFEL Elena	SUI	28	2203	-	28 (43)	-	-	-
113	296431	STUFFER Verena	ITA	27	2204	27 (44)	-	-	-	-
114	435334	GASIENICA-DANI.	POL	26	2205	-	-	25 (43)	-	1 (52)
115	245066	MIKLOS Edit	HUN	25	2206	25 (45)	-	-	-	-
116	185447	KORPIO Nella	FIN	23	2208	-	23 (45)	-	-	-
116	206652	PFISTER Meike	GER	23	2208	16 (50)	-	-	7 (56)	-
118	197651	DIREZ Clara	FRA	22	2209	-	-	22 (45)	-	-
118	56241	SCHNEEBERGER Rosina	AUT	22	2209	-	-	1 (71)	-	21 (29)
118	55977	THALMANN Carmen	AUT	22	2209	-	17 (50)	5 (56)	-	-
121	155727	CAPOVA Gabriela	CZE	21	2210	-	21 (47)	-	-	-
121	297195	HOFER Anna	ITA	21	2210	-	-	-	21 (46)	-
123	516394	SUTER Jasmina	SUI	20	2211	-	-	8 (51)	12 (50)	-
124	206532	SCHMOTZ Marlene	GER	19	2212	-	6 (62)	8 (51)	-	5 (46)
124	537772	STIEGLER Resi	USA	19	2212	-	19 (48)	-	-	-
126	197540	FORNI Josephine	FRA	18	2213	-	18 (49)	-	-	-
127	298694	PICHLER Karoline	ITA	15	2216	-	-	15 (47)	-	-
128	516519	SUTER Juliana	SUI	13	2218	13 (51)	-	-	-	-

Åre (SWE)

**Ladies' Alpine Combined
OVERALL FIS WCSL LIST**
Number of Competitors: 163 Number of NSA: 24

Rank	FIS Code	Name	NSA Code	WCSL Points	Diff.	DH 6 races	SL 7 races	GS 6 races	SG 6 races	AC 1 race
128	206367	HRONEK Veronique	GER	13	2218	-	-	2 (66)	11 (52)	-
128	6535773	O BRIEN Nina	USA	13	2218	-	8 (53)	5 (56)	-	-
131	56282	RESCH Stephanie	AUT	12	2219	-	-	12 (50)	-	-
132	307493	ANDO Asa	JPN	11	2220	-	4 (66)	7 (53)	-	-
132	516429	GROEBLI Nathalie	SUI	11	2220	-	-	-	-	11 (37)
134	385096	POPOVIC Leona	CRO	10	2221	-	-	3 (61)	-	7 (44)
134	206487	WIESLER Maren	GER	10	2221	-	8 (53)	2 (66)	-	-
136	56277	DYGRUBER Michaela	AUT	8	2223	-	8 (53)	-	-	-
136	355061	HILZINGER Jessica	GER	8	2223	-	8 (53)	-	-	-
136	6535765	MANGAN Patricia	USA	8	2223	-	-	-	-	8 (42)
136	56143	GRUENWALD Julia	AUT	8	2223	-	8 (53)	-	-	-
140	56416	SCHEIB Julia	AUT	7	2224	-	-	7 (53)	-	-
140	55759	KIRCHGASSER Michaela	AUT	7	2224	-	7 (60)	-	-	-
140	705287	VELEZ ZUZULOVA	SVK	7	2224	-	7 (60)	-	-	-
143	155699	PAULATHOVA Katerina	CZE	5	2226	-	-	-	-	5 (46)
143	415205	HUDSON Piera	NZL	5	2226	-	5 (64)	-	-	-
143	56344	SPORER Marie-Therese	AUT	5	2226	-	5 (64)	-	-	-
143	405138	JELINKOVA Adriana	NED	5	2226	-	-	2 (66)	-	3 (49)
143	298767	SOSIO Federica	ITA	5	2226	-	-	-	-	5 (46)
148	299624	PIROVANO Laura	ITA	4	2227	-	-	4 (59)	-	-
149	299630	DELAGO Nadia	ITA	3	2228	3 (59)	-	-	-	-
149	307255	ISHIKAWA Haruna	JPN	3	2228	-	-	3 (61)	-	-
149	107747	SMART Amelia	CAN	3	2228	-	3 (67)	-	-	-
149	516562	RAST Camille	SUI	3	2228	-	-	3 (61)	-	-
153	516521	KOLLY Noemie	SUI	2	2229	2 (60)	-	-	-	-
153	197861	PASLIER Esther	FRA	2	2229	-	-	-	-	2 (50)
153	155728	DUBOVSKA Martina	CZE	2	2229	-	2 (68)	-	-	-
153	506350	EKLUND Nathalie	SWE	2	2229	-	2 (68)	-	-	-
153	306249	HASEGAWA Emi	JPN	2	2229	-	-	2 (66)	-	-
153	705394	KANTOROVA Barbara	SVK	2	2229	-	-	-	-	2 (50)
153	197215	MASSIOS Marie	FRA	2	2229	-	-	2 (66)	-	-
160	375018	COLETTI Alexandra	MON	1	2230	1 (61)	-	-	-	-
160	516407	KASPER Vanessa	SUI	1	2230	-	-	1 (71)	-	-
160	538284	McJAMES Megan	USA	1	2230	-	-	1 (71)	-	-
160	485731	ROMANOVA Anastasia	RUS	1	2230	-	-	1 (71)	-	-

Legend:							
-	No points	AC	Alpine Combined	DH	Downhill	Diff.	Difference
GS	Giant Slalom	SG	Super-G	SL	Slalom	WCSL	Overall points



FIS ALPINE WORLD SKI CHAMPIONSHIPS SWEDEN



SKISTAR FIS ALPINE WORLD SKI CHAMPIONSHIPS 2019



Åre (SWE)



Ladies' Alpine Combined

FRI 8 FEB 2019

MEDALLISTS

Medal	Name	NSA
GOLD	HOLDENER Wendy	SUI - Switzerland
SILVER	VLHOVA Petra	SVK - Slovakia
BRONZE	MOWINCKEL Ragnhild	NOR - Norway



PRESENTING SPONSOR



OFFICIAL TIMEKEEPER



Audi



MAIN SPONSORS




ÅRE 2019
FIS ALPINE WORLD SKI CHAMPIONSHIPS SWEDEN



SKISTAR FIS ALPINE WORLD SKI CHAMPIONSHIPS 2019



Åre (SWE)



After 3 of 11 Events

FRI 8 FEB 2019

MEDALLISTS BY EVENT

Event	Date	Medal	Name	NSA Code
Ladies' Alpine Combined	FRI 8 FEB	GOLD	HOLDENER Wendy	SUI
		SILVER	VLHOVA Petra	SVK
		BRONZE	MOWINCKEL Ragnhild	NOR
Men's Super-G	WED 6 FEB	GOLD	PARIS Dominik	ITA
		SILVER	CLAREY Johan	FRA
		SILVER	KRIECHMAYR Vincent	AUT
Ladies' Super-G	TUE 5 FEB	GOLD	SHIFFRIN Mikaela	USA
		SILVER	GOGGIA Sofia	ITA
		BRONZE	SUTER Corinne	SUI

Completed events	Events still to be held
Ladies' Super-G Men's Super-G Ladies' Alpine Combined	Ladies' Downhill Men's Downhill Men's Alpine Combined Alpine Team Event Ladies' Giant Slalom Men's Giant Slalom Ladies' Slalom Men's Slalom

08-02-2019 / Åre (SWE) / 5106

Page 1/1

Data Processing by LONGINES

www.fis-ski.com

LONGINES Timing

Generation date : FRI 8 FEB 2019

Time : 17:16

Document: C93 1.0





ARE 2019

FIS ALPINE WORLD SKI CHAMPIONSHIPS SWEDEN



SKISTAR FIS ALPINE WORLD SKI CHAMPIONSHIPS 2019



Åre (SWE)



After 3 of 11 Events

FRI 8 FEB 2019

MEDAL STANDINGS

Rank	NSA	Men				Ladies				Mixed				Total				Rank by Total
		G	S	B	Tot.	G	S	B	Tot.	G	S	B	Tot.	G	S	B	Tot.	
1	ITA - Italy	1			1		1		1					1	1		2	=1
2	SUI - Switzerland					1		1	2					1		1	2	=1
3	USA - United States of America					1			1					1			1	=3
4	AUT - Austria		1		1										1		1	=3
4	FRA - France		1		1										1		1	=3
4	SVK - Slovakia						1		1						1		1	=3
7	NOR - Norway							1	1							1	1	=3
	Total:	1	2		3	2	2	2	6					3	4	2	9	

Completed events	Events still to be held
Ladies' Super-G	Ladies' Downhill
Men's Super-G	Men's Downhill
Ladies' Alpine Combined	Men's Alpine Combined
	Alpine Team Event
	Ladies' Giant Slalom
	Men's Giant Slalom
	Ladies' Slalom
	Men's Slalom

Note:
Rank by Total is calculated by the total number of gold, silver and bronze medals.

Legend:

= Equal sign indicates that two or more NSAs share the same rank by total
G Gold **S** Silver **Tot.** Total **B** Bronze

08-02-2019 / Åre (SWE) / 5106

Page 1/1

Data Processing by LONGINES

www.fis-ski.com

LONGINES Timing

Generation date : FRI 8 FEB 2019

Time : 17:15

Document: C95 1.0



MAIN SPONSORS