

AUDI FIS SKI WORLD CUP 2023/24



Crans Montana (SUI)



6th Women's Downhill

ENTRY LIST BY NSA 2ND TRAINING

Number of Competitors: 53, Number of NSAs: 12

NSA	FIS Code	Name	Date of Birth	FIS Points (15th of February 2024 - List 17)					AC
				DH	SL	GS	SG		
AUT (14)	56258	AGER Christina	11 NOV 1995	13.86 (33)	50.36 (618)	47.63 (550)	15.83 (31)	59.07 (26)	
	56417	FEST Nadine	28 JUN 1998	15.00 (35)	179.28(2993)	31.04 (218)	14.97 (30)	56.06 (22)	
	56392	GRITSCH Franziska	15 MAR 1997	42.09 (110)	7.33 (15)	12.20 (22)	5.96 (11)	37.64 (11)	
	56174	HAASER Ricarda	10 SEP 1993	55.14 (165)	104.76(1921)	11.98 (21)	24.33 (57)	31.39 (7)	
	56268	HEIDER Michaela	6 AUG 1995	29.46 (75)	847.74(3975)	19.00 (53)	16.23 (32)	99.98 (65)	
	56128	HUETTER Cornelia	29 OCT 1992	2.98 (9)	-	321.71(3671)	0.15 (3)	191.10 (271)	
	56224	MAIER Sabrina	4 OCT 1994	20.41 (43)	217.94(3330)	37.88 (349)	28.51 (78)	78.20 (41)	
	56125	PUCHNER Mirjam	18 MAY 1992	4.66 (11)	756.99(3961)	119.69(2209)	6.17 (12)	169.23 (216)	
	56256	RAEDLER Ariane	20 JAN 1995	9.31 (22)	268.92(3568)	81.50(1400)	16.77 (33)	108.44 (76)	
	56198	SCHEYER Christine	18 JUL 1994	1.64 (6)	171.83(2926)	49.01 (584)	23.08 (53)	44.11 (13)	
	56507	SCHILCHER Anna	13 MAR 2000	32.63 (86)	60.50 (846)	43.24 (459)	29.45 (82)	124.19 (105)	
	56491	SCHOEPF Emily	26 MAR 2000	17.80 (39)	105.62(1937)	34.43 (276)	27.18 (69)	126.23 (109)	
	56177	VENIER Stephanie	19 DEC 1993	0.59 (3)	685.11(3943)	70.25(1124)	6.18 (13)	264.47 (446)	
	56519	WECHNER Lena	4 AUG 2000	22.20 (49)	352.20(3732)	26.69 (147)	24.27 (56)	140.18 (151)	
BIH (1)	715171	MUZAFERIJA Elvedina	20 AUG 1999	20.87 (45)	235.43(3429)	69.12(1106)	33.25 (94)	105.44 (70)	
CZE (1)	155763	LEDECKA Ester	23 MAR 1995	0.85 (4)	132.45(2426)	72.16(1167)	8.76 (16)	32.66 (9)	
FRA (5)	197956	CERUTTI Camille	22 DEC 1998	26.01 (66)	207.36(3260)	70.50(1126)	24.98 (62)	131.70 (124)	
	198029	CLEMENT Karen	29 JAN 1999	19.13 (41)	161.13(2805)	30.47 (209)	21.47 (49)	108.26 (74)	
	198037	ERRARD Anouck	25 FEB 1999	24.54 (60)	250.91(3504)	57.10 (796)	38.08 (126)	123.21 (100)	
	197641	GAUCHE Laura	4 MAR 1995	7.63 (18)	605.66(3921)	102.50(1892)	13.05 (27)	51.54 (17)	
	197497	MIRADOLI Romane	10 MAR 1994	14.38 (34)	177.51(2981)	41.36 (420)	7.03 (15)	81.56 (44)	
GER (3)	507168	AICHER Emma	13 NOV 2003	13.78 (32)	16.09 (41)	18.90 (51)	12.77 (26)	52.51 (18)	
	206759	HIRTSTANGGASSINGER Katrin	7 MAY 1998	31.91 (82)	129.78(2376)	53.42 (697)	21.50 (50)	144.59 (165)	
	206668	WEIDLE Kira	24 FEB 1996	6.07 (12)	999.99(3993)	81.80(1406)	11.49 (22)	199.88 (289)	
ITA (9)	299276	BASSINO Marta	27 FEB 1996	10.81 (25)	54.05 (693)	0.34 (4)	1.47 (7)	24.39 (5)	
	6295745	BERNARDI Vicky	6 JUL 2002	32.54 (85)	55.69 (735)	45.86 (514)	25.05 (63)	143.87 (163)	
	297601	BRIGNONE Federica	14 JUL 1990	6.83 (16)	18.64 (64)	0.00 (1)	0.00 (1)	32.20 (8)	
	299630	DELAGO Nadia	12 NOV 1997	22.98 (53)	687.56(3945)	163.02(2768)	34.51 (101)	127.58 (111)	
	299466	DELAGO Nicol	5 JAN 1996	11.21 (27)	366.98(3760)	283.89(3569)	25.51 (64)	112.34 (82)	
	299383	MELESI Roberta	18 JUL 1996	40.89 (108)	350.51(3725)	18.72 (46)	19.04 (41)	106.28 (72)	
	299624	PIROVANO Laura	20 NOV 1997	11.80 (28)	71.90(1139)	34.80 (287)	12.25 (24)	89.99 (50)	
	6295152	RUNGGALDIER Teresa	12 APR 1999	25.20 (62)	330.21(3694)	108.06(2002)	20.26 (44)	167.91 (215)	
6296280	THALER Sara	27 MAY 2004	23.70 (58)	86.61(1494)	43.34 (460)	41.32 (141)	160.44 (200)		
NOR (2)	426257	LIE Kajsa Vickhoff	20 JUN 1998	2.51 (7)	106.52(1957)	22.78 (85)	3.94 (10)	54.80 (21)	
	425929	MOWINCKEL Ragnhild	12 SEP 1992	6.48 (14)	336.95(3708)	3.84 (9)	1.18 (6)	31.37 (6)	
NZL (1)	415232	ROBINSON Alice	1 DEC 2001	18.58 (40)	190.47(3110)	2.81 (8)	12.35 (25)	171.63 (225)	

Data Processing by LONGINES

www.fis-ski.com

Page 1/2

Generation date : WED 14 FEB 2024

Time : 16:58

LONGINES Timing


Document: C32E 1.0

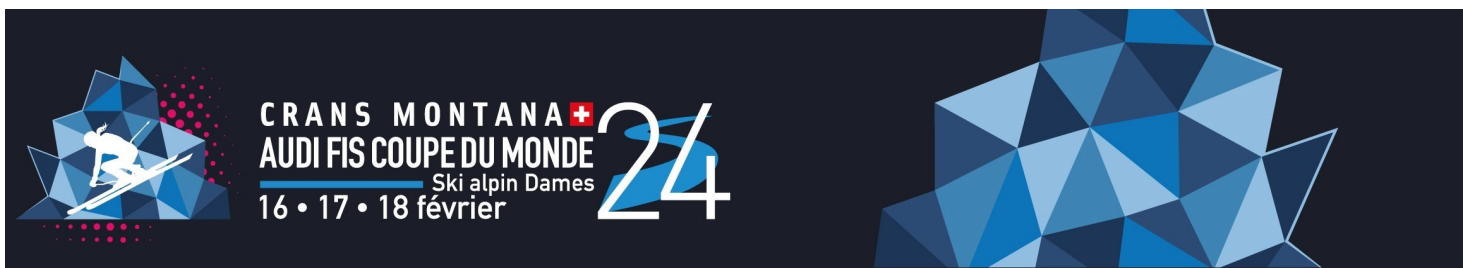


Number of Competitors: 53, Number of NSAs: 12

NSA	FIS Code	Name	Date of Birth	FIS Points (15th of February 2024 - List 17)							
				DH	SL	GS	SG	AC			
SLO (1)	565360	STUHEC Ilka	26 OCT 1990	0.00	(1)	134.27(2451)	101.39(1867)	12.14	(23)	96.53	(57)
SUI (9)	516705	DURRER Delia	14 NOV 2002	17.44	(37)	126.08(2306)	51.54 (641)	21.00	(45)	155.24	(188)
	516248	FLURY Jasmine	16 SEP 1993	6.62	(15)	999.99(3993)	169.82(2851)	11.30	(21)	464.31	(734)
	516284	GISIN Michelle	5 DEC 1993	8.61	(20)	7.55 (17)	20.51 (62)	9.27	(17)	47.65	(15)
	516138	GUT-BEHRAMI Lara	27 APR 1991	6.26	(13)	404.60(3808)	0.00 (1)	0.00	(1)	213.08	(319)
	516517	JENAL Stephanie	9 MAR 1998	21.52	(48)	233.46(3418)	87.38(1534)	17.90	(35)	140.90	(154)
	516521	KOLLY Noemie	20 JUL 1998	23.18	(54)	331.18(3696)	59.18 (850)	27.93	(74)	78.35	(42)
	516219	NUFER Priska	11 FEB 1992	8.26	(19)	827.42(3971)	32.23 (236)	21.79	(51)	77.66	(40)
	516611	SCHMITT Janine	26 OCT 2000	28.96	(74)	37.52 (357)	26.24 (138)	28.04	(75)	147.81	(171)
	516394	SUTER Jasmina	16 APR 1995	24.05	(59)	194.29(3142)	20.74 (65)	18.14	(36)	102.62	(68)
SWE (1)	506701	HOERNBLAD Lisa	6 MAR 1996	30.94	(79)	90.72(1605)	50.52 (615)	30.09	(85)	57.34	(25)
USA (6)	6536213	CASHMAN Keely	4 APR 1999	23.60	(57)	37.94 (368)	27.99 (169)	26.38	(68)	153.21	(184)
	6536821	MACUGA Lauren	4 JUL 2002	23.58	(56)	95.74(1714)	32.34 (239)	18.61	(38)	199.86	(288)
	6535765	MANGAN Tricia	7 MAR 1997	24.61	(61)	72.54(1158)	22.21 (78)	28.87	(80)	122.16	(94)
	6537228	MOLLIN Allison	7 JUL 2004	41.87	(109)	123.63(2264)	52.24 (665)	41.45	(145)	248.87	(408)
	539536	WILES Jacqueline	13 JUL 1992	10.50	(23)	274.81(3585)	393.18(3775)	25.71	(66)	230.37	(366)
	6535791	WRIGHT Isabella	10 FEB 1997	12.85	(31)	122.25(2249)	82.71(1423)	21.38	(47)	86.28	(45)

Legend:
- No points





AUDI FIS SKI WORLD CUP 2023/24



Crans Montana (SUI)



6th Women's Downhill

THU 15 FEB 2024

DRAW LIST 2ND TRAINING

Start Time 0:00

Number of Competitors: 53, Number of NSAs: 12

Rank 120 in the FIS List: de LEONARDIS Carlotta 45.56 FIS Points

No.	FIS Code	Name	NSA Code	WCSL-DH	WCSL-O	FIS-DH
1	565360	STUHEC Ilka	SLO	452 (2)	508 (19)	0.00 (1)
2	516138	GUT-BEHRAMI Lara	SUI	385 (3)	1743 (2)	6.26 (13)
3	56125	PUCHNER Mirjam	AUT	368 (4)	649 (11)	4.66 (11)
4	516248	FLURY Jasmine	SUI	349 (5)	527 (16)	6.62 (15)
5	56177	VENIER Stephanie	AUT	348 (6)	603 (13)	0.59 (3)
6	56128	HUETTER Cornelia	AUT	318 (7)	850 (9)	2.98 (9)
7	425929	MOWINCKEL Ragnhild	NOR	289 (8)	912 (7)	6.48 (14)
8	206668	WEIDLE Kira	GER	273 (9)	433 (24)	6.07 (12)
9	426257	LIE Kajsa Vickhoff	NOR	259 (11)	586 (14)	2.51 (7)
10	297601	BRIGNONE Federica	ITA	259 (11)	1475 (3)	6.83 (16)
11	197641	GAUCHE Laura	FRA	214 (15)	407 (28)	7.63 (18)
12	155763	LEDECKA Ester	CZE	197 (16)	293 (33)	0.85 (4)
13	516219	NUFER Priska	SUI	191 (17)	277 (36)	8.26 (19)
14	299624	PIROVANO Laura	ITA	189 (19)	320 (32)	11.80 (28)
15	299466	DELAGO Nicol	ITA	168 (21)	188 (51)	11.21 (27)
16	516284	GISIN Michelle	SUI	157 (22)	863 (8)	8.61 (20)
17	56258	AGER Christina	AUT	148 (23)	212 (48)	13.86 (33)
18	6535791	WRIGHT Isabella	USA	141 (24)	174 (53)	12.85 (31)
19	56256	RAEDLER Ariane	AUT	139 (25)	227 (45)	9.31 (22)
20	539536	WILES Jacqueline	USA	124 (27)	134 (63)	10.50 (23)
21	+500 299276	BASSINO Marta	ITA	111 (28)	733 (10)	10.81 (25)
22	+500 415232	ROBINSON Alice	NZL	20 (39)	604 (12)	18.58 (40)
23	197497	MIRADOLI Romane	FRA	83 (29)	279 (35)	14.38 (34)
24	516705	DURRER Delia	SUI	80 (30)	111 (67)	17.44 (37)
25	507168	AICHER Emma	GER	75 (31)	233 (40)	13.78 (32)
26	56198	SCHEYER Christine	AUT	57 (34)	101 (70)	1.64 (6)
27	299630	DELAGO Nadia	ITA	56 (35)	59 (87)	22.98 (53)
28	516517	JENAL Stephanie	SUI	26 (37)	65 (83)	21.52 (48)
29	6536821	MACUGA Lauren	USA	24 (38)	81 (77)	23.58 (56)
30	6295152	RUNGGALDIER Teresa	ITA	16 (43)	23 (110)	25.20 (62)
31	56417	FEST Nadine	AUT	6 (52)	34 (102)	15.00 (35)
32	56491	SCHOEPF Emily	AUT	-	-	17.80 (39)
33	198029	CLEMENT Karen	FRA	6 (52)	23 (110)	19.13 (41)
34	56224	MAIER Sabrina	AUT	10 (47)	14 (126)	20.41 (43)
35	715171	MUZAFERIJA Elvedina	BIH	8 (50)	44 (96)	20.87 (45)
36	56519	WECHNER Lena	AUT	3 (58)	20 (114)	22.20 (49)
37	516521	KOLLY Noemie	SUI	-	15 (124)	23.18 (54)
38	6536213	CASHMAN Keely	USA	15 (44)	22 (113)	23.60 (57)

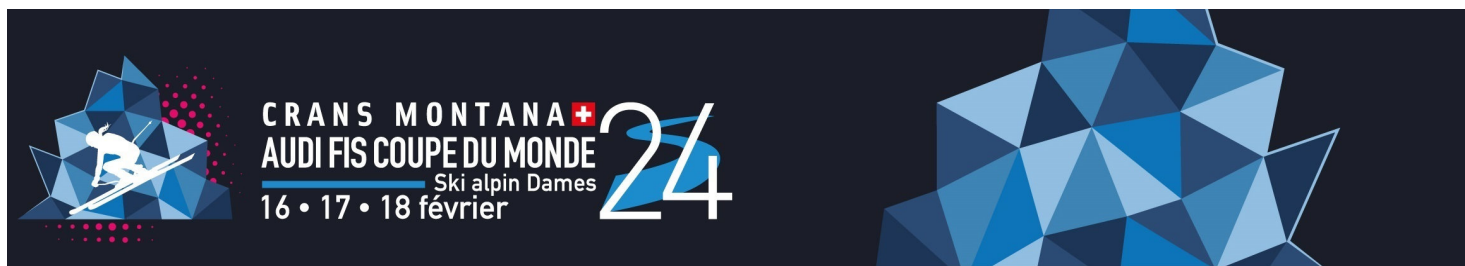


Number of Competitors: 53, Number of NSAs: 12

Rank 120 in the FIS List: de LEONARDIS Carlotta 45.56 FIS Points

No.	FIS Code	Name	NSA Code	WCSL-DH	WCSL-O	FIS-DH
39	6296280	THALER Sara	ITA	-	-	23.70 (58)
40	516394	SUTER Jasmina	SUI	4 (57)	56 (89)	24.05 (59)
41	198037	ERRARD Anouck	FRA	1 (63)	1 (150)	24.54 (60)
42	6535765	MANGAN Tricia	USA	12 (45)	12 (129)	24.61 (61)
43	197956	CERUTTI Camille	FRA	-	26 (105)	26.01 (66)
44	516611	SCHMITT Janine	SUI	3 (58)	3 (144)	28.96 (74)
45	56268	HEIDER Michaela	AUT	-	26 (105)	29.46 (75)
46	506701	HOERNBLAD Lisa	SWE	1 (63)	14 (126)	30.94 (79)
47	206759	HIRTSTANGGASSINGER Katrin	GER	2 (61)	3 (144)	31.91 (82)
48	6295745	BERNARDI Vicky	ITA	3 (58)	16 (123)	32.54 (85)
49	56507	SCHILCHER Anna	AUT	-	-	32.63 (86)
50	299383	MELESI Roberta	ITA	7 (51)	145 (60)	40.89 (108)
51	6537228	MOLLIN Allison	USA	-	-	41.87 (109)
52	56392	GRITSCH Franziska	AUT	2 (61)	420 (26)	42.09 (110)
53	56174	HAASER Ricarda	AUT	6 (52)	189 (50)	>55.14 (165)

Legend:	
-	No points
>	Greater than 120th rank in the FIS points list
+500	At least 500 points on WCSL-O after 20th place or after 30th place
FIS-DH	FIS points for Downhill (17th FIS points list 2023/2024)
WCSL-DH	FIS World Cup Start List points for Downhill
No.	Control Number
WCSL-O	Overall FIS World Cup Start List points



AUDI FIS SKI WORLD CUP 2023/24



Crans Montana (SUI)



6th Women's Downhill

THU 15 FEB 2024

Start Time 10:00

START LIST 2ND TRAINING

Number of Competitors: 53, Number of NSAs: 12

Bib	FIS Code	Name	Year of Birth	NSA Code	Time	Ski
1	299466	DELAGO Nicol	1996	ITA		Atomic
2	539536	WILES Jacqueline	1992	USA		Rossignol
3	516284	GISIN Michelle	1993	SUI		Salomon
4	155763	LEDECKA Ester	1995	CZE		Kaestle
5	6535791	WRIGHT Isabella	1997	USA		Atomic
6	425929	MOWINCKEL Ragnhild	1992	NOR		Head
7	565360	STUHEC Ilka	1990	SLO		Kaestle
8	206668	WEIDLE Kira	1996	GER		Rossignol
9	56128	HUETTER Cornelia	1992	AUT		Head
10	516138	GUT-BEHRAMI Lara	1991	SUI		Head
11	297601	BRIGNONE Federica	1990	ITA		Rossignol
12	56177	VENIER Stephanie	1993	AUT		Head
13	516248	FLURY Jasmine	1993	SUI		Kaestle
14	56125	PUCHNER Mirjam	1992	AUT		Atomic
15	426257	LIE Kajsa Vickhoff	1998	NOR		Head
-----break-----						
16	299624	PIROVANO Laura	1997	ITA		Head
17	197641	GAUCHE Laura	1995	FRA		Head
18	516219	NUFER Priska	1992	SUI		Dynastar
19	56256	RAEDLER Ariane	1995	AUT		Head
20	56258	AGER Christina	1995	AUT		Atomic
21	299276	BASSINO Marta	1996	ITA		Salomon
22	415232	ROBINSON Alice	2001	NZL		Salomon
23	299630	DELAGO Nadia	1997	ITA		Atomic
24	197497	MIRADOLI Romane	1994	FRA		Dynastar
25	56198	SCHEYER Christine	1994	AUT		Head
26	516517	JENAL Stephanie	1998	SUI		Atomic
27	516705	DURRER Delia	2002	SUI		Head
28	507168	AICHER Emma	2003	GER		Head
29	6295152	RUNGGALDIER Teresa	1999	ITA		Head
30	6536821	MACUGA Lauren	2002	USA		Rossignol
-----break-----						
31	56417	FEST Nadine	1998	AUT		Salomon
32	56491	SCHOEPP Emily	2000	AUT		Atomic
33	198029	CLEMENT Karen	1999	FRA		Head
34	56224	MAIER Sabrina	1994	AUT		Atomic
35	715171	MUZAFERIJA Elvedina	1999	BIH		Atomic
36	56519	WECHNER Lena	2000	AUT		Atomic
37	516521	KOLLY Noemie	1998	SUI		Stoekli
38	6536213	CASHMAN Keely	1999	USA		Head
39	6296280	THALER Sara	2004	ITA		Rossignol
40	516394	SUTER Jasmina	1995	SUI		Stoekli
41	198037	ERRARD Anouck	1999	FRA		Salomon
42	6535765	MANGAN Tricia	1997	USA		Head
43	197956	CERUTTI Camille	1998	FRA		Atomic



Number of Competitors: 53, Number of NSAs: 12

Bib	FIS Code	Name	Year of Birth	NSA Code	Time	Ski
44	516611	SCHMITT Janine	2000	SUI		Stoekli
45	56268	HEIDER Michaela	1995	AUT		Head
----- break -----						
46	506701	HOERNBLAD Lisa	1996	SWE		Fischer
47	206759	HIRTL-STANGGASSINGER Katrin	1998	GER		Kaestle
48	6295745	BERNARDI Vicky	2002	ITA		Nordica
49	56507	SCHILCHER Anna	2000	AUT		Atomic
50	299383	MELESI Roberta	1996	ITA		Dynastar
51	6537228	MOLLIN Allison	2004	USA		
52	56392	GRITSCH Franziska	1997	AUT		Head
53	56174	HAASER Ricarda	1993	AUT		Fischer

Jury

FIS Technical Delegate	CUCHE Didier	FRA
Referee	GERDOL Peter	FIS
Assistant Referee	SENIGAGLIESI Alberto	FIS
Chief of Race	VULLIET Jean-Philippe	FRA

Technical Data

Course Name	Mont Lachaux
Start Altitude	2210m
Finish Altitude	1545m
Vertical Drop	665m
Course Length	2451m
Homologation Number	14750/11/22

Race Information

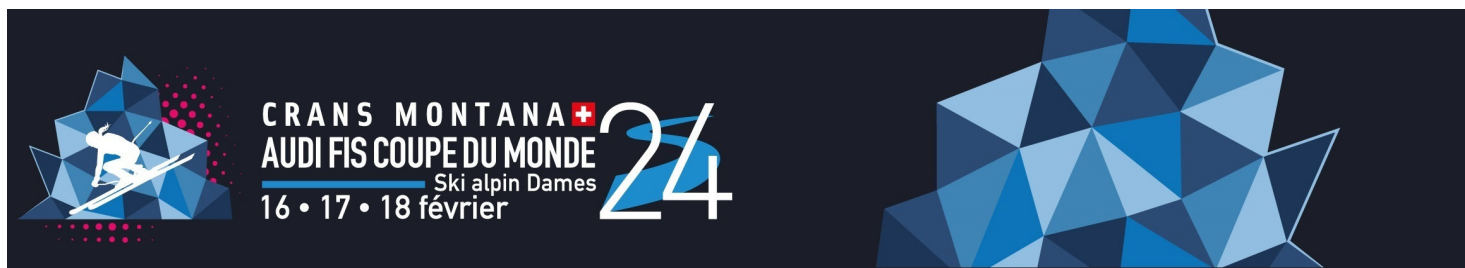
Course Setter	SENIGAGLIESI Alberto	FIS
Gates	37	
Start Time	10:00	

Forerunners:

F1 - MACHERET Nicolas	SUI	F2 - CORTHAY Denis	SUI	F3 - STUCKI Elena	SUI
F4 - BÜSCHLEN Dario	SUI				

Legend:

YB Year of Birth



AUDI FIS SKI WORLD CUP 2023/24



Crans Montana (SUI)



6th Women's Downhill

THU 15 FEB 2024

OFFICIAL RESULTS 2ND TRAINING

Start Time 10:00

Number of Competitors: 53, Number of NSAs: 12

Rank	Bib	FIS Code	Name	YB	NSA Code	Time	Difference	Distance (m)	Ski
1*	4	155763	LEDECKA Ester	1995	CZE	1:27.18			Kaestle
2	10	516138	GUT-BEHRAMI Lara	1991	SUI	1:27.38	0.20	5.61	Head
3	6	425929	MOWINCKEL Ragnhild	1992	NOR	1:27.53	0.35	9.80	Head
3	2	539536	WILES Jacqueline	1992	USA	1:27.53	0.35	9.80	Rossignol
5	11	297601	BRIGNONE Federica	1990	ITA	1:27.61	0.43	12.03	Rossignol
6	5	6535791	WRIGHT Isabella	1997	USA	1:27.86	0.68	18.97	Atomic
7	7	565360	STUHEC Ilka	1990	SLO	1:27.87	0.69	19.25	Kaestle
8	24	197497	MIRADOLI Romane	1994	FRA	1:28.02	0.84	23.39	Dynastar
9	12	56177	VENIER Stephanie	1993	AUT	1:28.15	0.97	26.97	Head
10	19	56256	RAEDLER Ariane	1995	AUT	1:28.28	1.10	30.54	Head
11*	21	299276	BASSINO Marta	1996	ITA	1:28.32	1.14	31.64	Salomon
12	33	198029	CLEMENT Karen	1999	FRA	1:28.44	1.26	34.92	Head
13	14	56125	PUCHNER Mirjam	1992	AUT	1:28.48	1.30	36.01	Atomic
14*	35	715171	MUZAFERIJA Elvedina	1999	BIH	1:28.53	1.35	37.38	Atomic
15	25	56198	SCHEYER Christine	1994	AUT	1:28.60	1.42	39.28	Head
16	32	56491	SCHOEPF Emily	2000	AUT	1:28.64	1.46	40.37	Atomic
17	9	56128	HUETTER Cornelia	1992	AUT	1:28.70	1.52	42.00	Head
18	16	299624	PIROVANO Laura	1997	ITA	1:28.72	1.54	42.54	Head
19	8	206668	WEIDLE Kira	1996	GER	1:28.79	1.61	44.44	Rossignol
20	30	6536821	MACUGA Lauren	2002	USA	1:28.80	1.62	44.71	Rossignol
21	18	516219	NUFER Priska	1992	SUI	1:28.82	1.64	45.26	Dynastar
22	15	426257	LIE Kajsa Vickhoff	1998	NOR	1:28.89	1.71	47.15	Head
23	23	299630	DELAGO Nadia	1997	ITA	1:29.01	1.83	50.39	Atomic
24	3	516284	GISIN Michelle	1993	SUI	1:29.02	1.84	50.66	Salomon
25*	13	516248	FLURY Jasmine	1993	SUI	1:29.08	1.90	52.28	Kaestle
26	31	56417	FEST Nadine	1998	AUT	1:29.10	1.92	52.82	Salomon
27	29	6295152	RUNGGALDIER Teresa	1999	ITA	1:29.25	2.07	56.85	Head
28	45	56268	HEIDER Michaela	1995	AUT	1:29.50	2.32	63.53	Head
29	43	197956	CERUTTI Camille	1998	FRA	1:29.52	2.34	64.07	Atomic
30	20	56258	AGER Christina	1995	AUT	1:29.64	2.46	67.26	Atomic
31	27	516705	DURRER Delia	2002	SUI	1:29.67	2.49	68.06	Head
32	40	516394	SUTER Jasmina	1995	SUI	1:29.69	2.51	68.59	Stoeckli
32*	36	56519	WECHNER Lena	2000	AUT	1:29.69	2.51	68.59	Atomic
32	34	56224	MAIER Sabrina	1994	AUT	1:29.69	2.51	68.59	Atomic
35	48	6295745	BERNARDI Vicky	2002	ITA	1:29.72	2.54	69.39	Nordica
36*	22	415232	ROBINSON Alice	2001	NZL	1:29.82	2.64	72.04	Salomon
37	52	56392	GRITSCH Franziska	1997	AUT	1:29.87	2.69	73.36	Head
38*	50	299383	MELESI Roberta	1996	ITA	1:29.95	2.77	75.48	Dynastar
39	53	56174	HAASER Ricarda	1993	AUT	1:29.97	2.79	76.01	Fischer
40*	42	6535765	MANGAN Tricia	1997	USA	1:30.08	2.90	78.91	Head
40	39	6296280	THALER Sara	2004	ITA	1:30.08	2.90	78.91	Rossignol
42*	1	299466	DELAGO Nicol	1996	ITA	1:30.15	2.97	80.75	Atomic
43	47	206759	HIRTL-STANGGASSINGER Katrin	1998	GER	1:30.19	3.01	81.80	Kaestle
44	49	56507	SCHILCHER Anna	2000	AUT	1:30.39	3.21	87.04	Atomic
45*	37	516521	KOLLY Noemie	1998	SUI	1:30.45	3.27	88.61	Stoeckli
46	26	516517	JENAL Stephanie	1998	SUI	1:30.73	3.55	95.90	Atomic



Number of Competitors: 53, Number of NSAs: 12

Rank	Bib	FIS Code	Name	YB	NSA Code	Time	Difference	Distance (m)	Ski
47	44	516611	SCHMITT Janine	2000	SUI	1:30.77	3.59	96.94	Stoeckli
48	46	506701	HOERNBLAD Lisa	1996	SWE	1:31.20	4.02	108.04	Fischer
49	28	507168	AICHER Emma	2003	GER	1:31.23	4.05	108.81	Head
50	51	6537228	MOLLIN Allison	2004	USA	1:32.84	5.66	149.43	
51*	17	197641	GAUCHE Laura	1995	FRA	1:33.03	5.85	154.13	Head

DID NOT FINISH: 1 competitor

41	198037	ERRARD Anouck	1999	FRA					Salomon
----	--------	---------------	------	-----	--	--	--	--	---------

DID NOT START: 1 competitor

38	6536213	CASHMAN Keely	1999	USA					Head
----	---------	---------------	------	-----	--	--	--	--	------

Jury

FIS Technical Delegate	CUCHE Didier	FRA
Referee	GERDOL Peter	FIS
Assistant Referee	SENIGAGLIESI Alberto	FIS
Chief of Race	VULLIET Jean-Philippe	FRA

Technical Data

Course Name	Mont Lachaux
Start Altitude	2210m
Finish Altitude	1545m
Vertical Drop	665m
Course Length	2451m
Homologation Number	14750/11/22

Race Information

Course Setter	SENIGAGLIESI Alberto	FIS
Gates	37	
Start Time	10:00	

Forerunners:

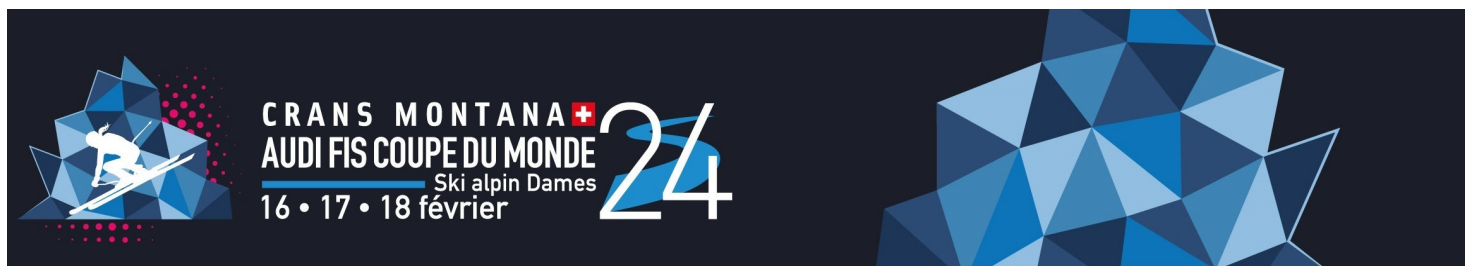
F1 - MACHERET Nicolas	SUI	F2 - CORTHAY Denis	SUI	F3 - STUCKI Elena	SUI
F4 - BÜSCHLEN Dario	SUI				

Conditions on course:

PARTLY CLOUDY	Snow: HARD	Temperature - Start: 2°C	Temperature - Finish: 4°C
---------------	------------	--------------------------	---------------------------

Legend:

*	Gate(s) missed	YB	Year of Birth
---	----------------	----	---------------



AUDI FIS SKI WORLD CUP 2023/24



Crans Montana (SUI)



6th Women's Downhill

THU 15 FEB 2024

Start Time 10:00

PERFORMANCE ANALYSIS BY RANK 2ND TRAINING

Number of Competitors: 51 Number of NSAs: 12

Rank	Bib	Name Ski	NSA Code	Positions			Partials		Difference		Speed					
				Pos	Time	Rank	Pos	Time	Rank	Time	Dist.(m)	Pos.	(km/h)	Rank		
1 *	4	LEDECKA Ester Kaestle	CZE	Int1:	19.55	(10)	11-12:	18.54	(1)	0.11	0.00	0.00	0.00	Sp1	77.87	(26)
				Int2:	38.09	(1)	12-13:	16.33	(25)					Sp2	113.22	(3)
				Int3:	54.42	(4)	13-14:	10.70	(2)					Sp3	104.14	(1)
				Int4:	1:05.12	(2)	14-15:	13.02	(6)					Sp4	97.35	(8)
				Int5:	1:18.14	(1)	15-Fin:	9.04	(1)							
				Fin:	1:27.18	(1)										
				Avg:												
2	10	GUT-BEHRAMI Lara Head	SUI	Int1:	19.63	(12)	11-12:	18.78	(5)	0.19	0.32	0.19	0.27	Sp1	84.22	(1)
				Int2:	38.41	(5)	12-13:	15.98	(4)					Sp2	113.13	(4)
				Int3:	54.39	(2)	13-14:	10.95	(23)					Sp3	99.28	(26)
				Int4:	1:05.34	(4)	14-15:	12.84	(2)					Sp4	103.89	(1)
				Int5:	1:18.18	(4)	15-Fin:	9.20	(3)							
				Fin:	1:27.38	(2)										
				Avg:												
3	6	MOWINCKEL Ragnhild Head	NOR	Int1:	19.45	(2)	11-12:	18.75	(4)	0.01	0.11	0.00	0.00	Sp1	79.32	(17)
				Int2:	38.20	(2)	12-13:	16.00	(6)					Sp2	112.68	(7)
				Int3:	54.20	(1)	13-14:	10.87	(16)					Sp3	98.46	(34)
				Int4:	1:05.07	(1)	14-15:	13.07	(9)					Sp4	100.14	(4)
				Int5:	1:18.14	(1)	15-Fin:	9.39	(12)							
				Fin:	1:27.53	(3)										
				Avg:												
3	2	WILES Jacqueline Rossignol	USA	Int1:	19.48	(4)	11-12:	19.00	(16)	0.04	0.39	0.19	0.02	Sp1	79.45	(15)
				Int2:	38.48	(9)	12-13:	15.91	(2)					Sp2	110.27	(24)
				Int3:	54.39	(2)	13-14:	10.81	(8)					Sp3	100.45	(19)
				Int4:	1:05.20	(3)	14-15:	12.96	(4)					Sp4	100.09	(5)
				Int5:	1:18.16	(3)	15-Fin:	9.37	(11)							
				Fin:	1:27.53	(3)										
				Avg:												
5	11	BRIGNONE Federica Rossignol	ITA	Int1:	19.56	(11)	11-12:	18.91	(10)	0.12	0.38	0.30	0.40	Sp1	77.74	(28)
				Int2:	38.47	(7)	12-13:	16.03	(7)					Sp2	109.27	(33)
				Int3:	54.50	(5)	13-14:	10.97	(25)					Sp3	102.51	(7)
				Int4:	1:05.47	(5)	14-15:	12.74	(1)							
				Int5:	1:18.21	(5)	15-Fin:	9.40	(13)							
				Fin:	1:27.61	(5)										
				Avg:												
6	5	WRIGHT Isabella Atomic	USA	Int1:	19.54	(9)	11-12:	19.25	(32)	0.10	0.70	0.58	0.52	Sp1	75.26	(44)
				Int2:	38.79	(22)	12-13:	15.99	(5)					Sp2	112.32	(8)
				Int3:	54.78	(11)	13-14:	10.81	(8)					Sp3	101.75	(13)
				Int4:	1:05.59	(7)	14-15:	12.92	(3)					Sp4	101.42	(2)
				Int5:	1:18.51	(6)	15-Fin:	9.35	(8)							
				Fin:	1:27.86	(6)										
				Avg:												
7	7	STUHEC Ilka Kaestle	SLO	Int1:	19.45	(2)	11-12:	19.29	(34)	0.01	0.65	0.66	0.41	Sp1	78.40	(22)
				Int2:	38.74	(20)	12-13:	16.12	(11)					Sp2	112.80	(6)
				Int3:	54.86	(13)	13-14:	10.62	(1)							
				Int4:	1:05.48	(6)	14-15:	13.08	(13)							
				Int5:	1:18.56	(7)	15-Fin:	9.31	(7)							
				Fin:	1:27.87	(7)										
				Avg:												



Crans Montana (SUI)



6th Women's Downhill

THU 15 FEB 2024

PERFORMANCE ANALYSIS BY RANK 2ND TRAINING

Start Time 10:00

Number of Competitors: 51 Number of NSAs: 12

Rank	Bib	Name Ski	NSA Code	Positions			Partials		Difference		Speed			
				Pos	Time	Rank	Pos	Time	Rank	Time	Dist.(m)	Pos.	(km/h)	Rank
8	24	MIRADOLI Romane Dynastar	FRA	Int1:	19.85	(42)	11-12:	18.99	(14)	0.41		Sp1	77.81	(27)
				Int2:	38.84	(23)	12-13:	16.06	(8)	0.75		Sp2	112.30	(9)
				Int3:	54.90	(15)	13-14:	10.82	(10)	0.70				
				Int4:	1:05.72	(10)	14-15:	13.07	(9)	0.65				
				Int5:	1:18.79	(9)	15-Fin:	9.23	(4)	0.65				
				Fin:	1:28.02	(8)				0.84	23.39	Avg:	100.25	
9	12	VENIER Stephanie Head	AUT	Int1:	19.90	(48)	11-12:	19.03	(17)	0.46		Sp1	80.24	(8)
				Int2:	38.93	(28)	12-13:	16.06	(8)	0.84		Sp2	111.83	(10)
				Int3:	54.99	(17)	13-14:	10.86	(13)	0.79		Sp3	100.85	(17)
				Int4:	1:05.85	(13)	14-15:	13.05	(8)	0.78				
				Int5:	1:18.90	(11)	15-Fin:	9.25	(5)	0.76				
				Fin:	1:28.15	(9)				0.97	26.97	Avg:	100.10	
10	19	RAEDLER Ariane Head	AUT	Int1:	19.79	(33)	11-12:	18.68	(3)	0.35		Sp1	76.94	(35)
				Int2:	38.47	(7)	12-13:	16.18	(14)	0.38		Sp2	109.86	(28)
				Int3:	54.65	(6)	13-14:	10.99	(26)	0.45		Sp3	101.20	(15)
				Int4:	1:05.64	(8)	14-15:	13.17	(22)	0.57				
				Int5:	1:18.81	(10)	15-Fin:	9.47	(16)	0.67				
				Fin:	1:28.28	(10)				1.10	30.54	Avg:	99.95	
11 *	21	BASSINO Marta Salomon	ITA	Int1:	19.49	(5)	11-12:	18.88	(9)	0.05		Sp1	80.44	(7)
				Int2:	38.37	(4)	12-13:	16.40	(33)	0.28		Sp2	109.50	(30)
				Int3:	54.77	(9)	13-14:	11.12	(40)	0.57				
				Int4:	1:05.89	(15)	14-15:	13.07	(9)	0.82		Sp4	97.13	(10)
				Int5:	1:18.96	(12)	15-Fin:	9.36	(9)	0.82				
				Fin:	1:28.32	(11)				1.14	31.64	Avg:	99.90	
12	33	CLEMMENT Karen Head	FRA	Int1:	19.77	(29)	11-12:	18.87	(8)	0.33		Sp1	80.11	(9)
				Int2:	38.64	(14)	12-13:	16.11	(10)	0.55		Sp2	111.04	(16)
				Int3:	54.75	(8)	13-14:	11.09	(37)	0.55		Sp3	97.45	(39)
				Int4:	1:05.84	(12)	14-15:	13.41	(35)	0.77		Sp4	90.66	(23)
				Int5:	1:19.25	(18)	15-Fin:	9.19	(2)	1.11				
				Fin:	1:28.44	(12)				1.26	34.92	Avg:	99.77	
13	14	PUCHNER Mirjam Atomic	AUT	Int1:	19.65	(14)	11-12:	19.27	(33)	0.21		Sp1	79.89	(12)
				Int2:	38.92	(26)	12-13:	16.20	(16)	0.83		Sp2	111.79	(11)
				Int3:	55.12	(24)	13-14:	10.77	(5)	0.92		Sp3	103.17	(4)
				Int4:	1:05.89	(15)	14-15:	13.15	(16)	0.82				
				Int5:	1:19.04	(15)	15-Fin:	9.44	(14)	0.90				
				Fin:	1:28.48	(13)				1.30	36.01	Avg:	99.72	
14 *	35	MUZAFERIJA Elvedina Atomic	BIH	Int1:	19.53	(8)	11-12:	19.05	(18)	0.09		Sp1	81.01	(3)
				Int2:	38.58	(12)	12-13:	16.33	(25)	0.49		Sp2	108.76	(38)
				Int3:	54.91	(16)	13-14:	11.02	(29)	0.71		Sp3	101.91	(11)
				Int4:	1:05.93	(17)	14-15:	13.13	(15)	0.86		Sp4	98.47	(6)
				Int5:	1:19.06	(16)	15-Fin:	9.47	(16)	0.92				
				Fin:	1:28.53	(14)				1.35	37.38	Avg:	99.67	
15	25	SCHEYER Christine Head	AUT	Int1:	19.69	(19)	11-12:	19.53	(41)	0.25		Sp1	77.72	(29)
				Int2:	39.22	(39)	12-13:	16.16	(12)	1.13		Sp2	111.52	(12)
				Int3:	55.38	(32)	13-14:	10.79	(6)	1.18				
				Int4:	1:06.17	(29)	14-15:	13.07	(9)	1.10				
				Int5:	1:19.24	(17)	15-Fin:	9.36	(9)	1.10				
				Fin:	1:28.60	(15)				1.42	39.28	Avg:	99.59	

Crans Montana (SUI)

6th Women's Downhill

THU 15 FEB 2024

PERFORMANCE ANALYSIS BY RANK 2ND TRAINING

Start Time 10:00

Number of Competitors: 51 Number of NSAs: 12

Rank	Bib	Name Ski	NSA Code	Positions			Partials		Difference		Speed				
				Pos	Time	Rank	Pos	Time	Rank	Time	Dist.(m)	Pos.	(km/h)	Rank	
16	32	SCHOEPF Emily Atomic	AUT	Int1:	19.72	(23)	11-12:	19.35	(35)	0.28		Sp1	79.87	(13)	
				Int2:	39.07	(35)	12-13:	16.30	(22)	0.98		Sp2	113.00	(5)	
				Int3:	55.37	(31)	13-14:	10.86	(13)	1.17		Sp3	100.31	(20)	
				Int4:	1:06.23	(31)	14-15:	13.15	(16)	1.16		Sp4	91.56	(21)	
				Int5:	1:19.38	(23)	15-Fin:	9.26	(6)	1.24					
				Fin:	1:28.64	(16)				1.46	40.37	Avg:	99.54		
17	9	HUETTER Cornelia Head	AUT	Int1:	19.71	(22)	11-12:	18.65	(2)	0.27		Sp1	80.51	(5)	
				Int2:	38.36	(3)	12-13:	16.33	(25)	0.27		Sp2	109.45	(31)	
				Int3:	54.69	(7)	13-14:	11.03	(32)	0.49		Sp3	98.82	(30)	
				Int4:	1:05.72	(10)	14-15:	13.00	(5)	0.65		Sp4	94.15	(17)	
				Int5:	1:18.72	(8)	15-Fin:	9.98	(42)	0.58					
				Fin:	1:28.70	(17)				1.52	42.00	Avg:	99.48		
18	16	PIROVANO Laura Head	ITA	Int1:	19.72	(23)	11-12:	18.80	(6)	0.28		Sp1	78.42	(21)	
				Int2:	38.52	(10)	12-13:	16.31	(24)	0.43		Sp2	108.42	(39)	
				Int3:	54.83	(12)	13-14:	11.10	(39)	0.63		Sp3	99.02	(28)	
				Int4:	1:05.93	(17)	14-15:	13.04	(7)	0.86					
				Int5:	1:18.97	(13)	15-Fin:	9.75	(34)	0.83					
				Fin:	1:28.72	(18)				1.54	42.54	Avg:	99.45		
19	8	WEIDLE Kira Rossignol	GER	Int1:	19.81	(37)	11-12:	19.19	(25)	0.37		Sp1	72.81	(47)	
				Int2:	39.00	(32)	12-13:	16.17	(13)	0.91		Sp2	113.88	(1)	
				Int3:	55.17	(28)	13-14:	10.76	(4)	0.97		Sp3	98.61	(32)	
				Int4:	1:05.93	(17)	14-15:	13.42	(37)	0.86					
				Int5:	1:19.35	(22)	15-Fin:	9.44	(14)	1.21					
				Fin:	1:28.79	(19)				1.61	44.44	Avg:	99.38		
20	30	MACUGA Lauren Rossignol	USA	Int1:	19.65	(14)	11-12:	19.58	(43)	0.21		Sp1	78.02	(24)	
				Int2:	39.23	(40)	12-13:	15.90	(1)	1.14		Sp2	110.96	(17)	
				Int3:	55.13	(25)	13-14:	10.94	(21)	0.93		Sp3	101.84	(12)	
				Int4:	1:06.07	(22)	14-15:	13.20	(24)	1.00		Sp4	97.50	(7)	
				Int5:	1:19.27	(19)	15-Fin:	9.53	(20)	1.13					
				Fin:	1:28.80	(20)				1.62	44.71	Avg:	99.36		
21	18	NUFER Priska Dynastar	SUI	Int1:	19.86	(43)	11-12:	18.99	(14)	0.42		Sp1	77.07	(33)	
				Int2:	38.85	(24)	12-13:	16.29	(20)	0.76		Sp2	111.10	(15)	
				Int3:	55.14	(26)	13-14:	11.02	(29)	0.94		Sp3	98.02	(36)	
				Int4:	1:06.16	(28)	14-15:	13.15	(16)	1.09		Sp4	96.84	(12)	
				Int5:	1:19.31	(21)	15-Fin:	9.51	(18)	1.17					
				Fin:	1:28.82	(21)				1.64	45.26	Avg:	99.34		
22	15	LIE Kajsa Vickhoff Head	NOR	Int1:	19.52	(6)	11-12:	19.11	(21)	0.08		Sp1	76.44	(37)	
				Int2:	38.63	(13)	12-13:	16.43	(34)	0.54		Sp2	109.08	(34)	
				Int3:	55.06	(20)	13-14:	11.08	(36)	0.86		Sp3	97.95	(37)	
				Int4:	1:06.14	(26)	14-15:	13.15	(16)	1.07					
				Int5:	1:19.29	(20)	15-Fin:	9.60	(23)	1.15					
				Fin:	1:28.89	(22)				1.71	47.15	Avg:	99.26		
23	23	DELAGO Nadia Atomic	ITA	Int1:	19.73	(26)	11-12:	19.19	(25)	0.29		Sp1	76.48	(36)	
				Int2:	38.92	(26)	12-13:	16.25	(18)	0.83		Sp2	109.07	(35)	
				Int3:	55.17	(28)	13-14:	10.93	(20)	0.97		Sp3	103.78	(2)	
				Int4:	1:06.10	(23)	14-15:	13.34	(28)	1.03		Sp4	94.69	(16)	
				Int5:	1:19.44	(26)	15-Fin:	9.57	(22)	1.30					
				Fin:	1:29.01	(23)				1.83	50.39	Avg:	99.13		

Crans Montana (SUI)

6th Women's Downhill

THU 15 FEB 2024

PERFORMANCE ANALYSIS BY RANK 2ND TRAINING

Start Time 10:00

Number of Competitors: 51 Number of NSAs: 12

Rank	Bib	Name <small>Ski</small>	NSA Code	Positions			Partials		Difference		Speed				
				Pos	Time	Rank	Pos	Time	Rank	Time	Dist.(m)	Pos.	(km/h)	Rank	
24	3	GISIN Michelle <small>Salomon</small>	SUI	Int1:	19.52	(6)	11-12:	18.94	(11)	0.08		Sp1	78.67	(19)	
				Int2:	38.46	(6)	12-13:	16.54	(44)	0.37		Sp2	111.13	(14)	
				Int3:	55.00	(18)	13-14:	10.85	(12)	0.80		Sp3	100.22	(21)	
				Int4:	1:05.85	(13)	14-15:	13.17	(22)	0.78		Sp4	94.70	(15)	
				Int5:	1:19.02	(14)	15-Fin:	10.00	(44)	0.88					
				Fin:	1:29.02	(24)				1.84	50.66	Avg:	99.12		
25 *	13	FLURY Jasmine <small>Kaestle</small>	SUI	Int1:	19.73	(26)	11-12:	18.97	(13)	0.29		Sp1	77.92	(25)	
				Int2:	38.70	(15)	12-13:	16.30	(22)	0.61		Sp2	110.96	(17)	
				Int3:	55.00	(18)	13-14:	10.99	(26)	0.80		Sp3	99.86	(24)	
				Int4:	1:05.99	(20)	14-15:	13.41	(35)	0.92		Sp4	97.18	(9)	
				Int5:	1:19.40	(24)	15-Fin:	9.68	(28)	1.26					
				Fin:	1:29.08	(25)				1.90	52.28	Avg:	99.05		
26	31	FEST Nadine <small>Salomon</small>	AUT	Int1:	19.78	(31)	11-12:	18.95	(12)	0.34		Sp1	80.01	(11)	
				Int2:	38.73	(18)	12-13:	16.36	(29)	0.64		Sp2	110.69	(20)	
				Int3:	55.09	(21)	13-14:	11.02	(29)	0.89		Sp3	102.96	(5)	
				Int4:	1:06.11	(24)	14-15:	13.36	(30)	1.04					
				Int5:	1:19.47	(28)	15-Fin:	9.63	(25)	1.33					
				Fin:	1:29.10	(26)				1.92	52.82	Avg:	99.03		
27	29	RUNGGALDIER Teresa <small>Head</small>	ITA	Int1:	19.65	(14)	11-12:	19.05	(18)	0.21		Sp1	77.04	(34)	
				Int2:	38.70	(15)	12-13:	16.18	(14)	0.61		Sp2	108.82	(37)	
				Int3:	54.88	(14)	13-14:	11.12	(40)	0.68		Sp3	98.22	(35)	
				Int4:	1:06.00	(21)	14-15:	13.46	(40)	0.93					
				Int5:	1:19.46	(27)	15-Fin:	9.79	(35)	1.32					
				Fin:	1:29.25	(27)				2.07	56.85	Avg:	98.86		
28	45	HEIDER Michaela <small>Head</small>	AUT	Int1:	19.87	(44)	11-12:	18.84	(7)	0.43		Sp1	80.98	(4)	
				Int2:	38.71	(17)	12-13:	16.39	(32)	0.62		Sp2	110.43	(23)	
				Int3:	55.10	(22)	13-14:	11.03	(32)	0.90		Sp3	100.14	(22)	
				Int4:	1:06.13	(25)	14-15:	13.44	(39)	1.06		Sp4	89.69	(25)	
				Int5:	1:19.57	(29)	15-Fin:	9.93	(39)	1.43					
				Fin:	1:29.50	(28)				2.32	63.53	Avg:	98.59		
29	43	CERUTTI Camille <small>Atomic</small>	FRA	Int1:	19.76	(28)	11-12:	19.22	(30)	0.32		Sp1	75.16	(45)	
				Int2:	38.98	(31)	12-13:	16.48	(39)	0.89		Sp2	109.94	(26)	
				Int3:	55.46	(34)	13-14:	11.03	(32)	1.26		Sp3	99.66	(25)	
				Int4:	1:06.49	(35)	14-15:	13.38	(34)	1.42					
				Int5:	1:19.87	(34)	15-Fin:	9.65	(27)	1.73					
				Fin:	1:29.52	(29)				2.34	64.07	Avg:	98.57		
30	20	AGER Christina <small>Atomic</small>	AUT	Int1:	19.69	(19)	11-12:	19.57	(42)	0.25		Sp1	76.14	(41)	
				Int2:	39.26	(42)	12-13:	16.37	(30)	1.17		Sp2	107.87	(41)	
				Int3:	55.63	(39)	13-14:	11.09	(37)	1.43		Sp3	101.00	(16)	
				Int4:	1:06.72	(38)	14-15:	13.36	(30)	1.65					
				Int5:	1:20.08	(38)	15-Fin:	9.56	(21)	1.94					
				Fin:	1:29.64	(30)				2.46	67.26	Avg:	98.43		
31	27	DURRER Delia <small>Head</small>	SUI	Int1:	19.63	(12)	11-12:	19.11	(21)	0.19		Sp1	78.85	(18)	
				Int2:	38.74	(20)	12-13:	16.68	(48)	0.65		Sp2	113.31	(2)	
				Int3:	55.42	(33)	13-14:	10.79	(6)	1.22		Sp3	103.49	(3)	
				Int4:	1:06.21	(30)	14-15:	13.37	(33)	1.14		Sp4	95.26	(14)	
				Int5:	1:19.58	(30)	15-Fin:	10.09	(46)	1.44					
				Fin:	1:29.67	(31)				2.49	68.06	Avg:	98.40		

Crans Montana (SUI)

6th Women's Downhill

THU 15 FEB 2024

PERFORMANCE ANALYSIS BY RANK 2ND TRAINING

Start Time 10:00

Number of Competitors: 51 Number of NSAs: 12

Rank	Bib	Name <small>Ski</small>	NSA Code	Positions			Partials		Difference		Speed			
				Pos	Time	Rank	Pos	Time	Rank	Time	Dist.(m)	Pos.	(km/h)	Rank
32	40	SUTER Jasmina <small>Stoekli</small>	SUI	Int1:	19.77	(29)	11-12:	19.37	(37)	0.33		Sp1	78.24	(23)
				Int2:	39.14	(37)	12-13:	16.45	(35)	1.05		Sp2	107.65	(42)
				Int3:	55.59	(38)	13-14:	11.07	(35)	1.39		Sp3	98.94	(29)
				Int4:	1:06.66	(36)	14-15:	13.33	(26)	1.59				
				Int5:	1:19.99	(37)	15-Fin:	9.70	(29)	1.85				
				Fin:	1:29.69	(32)				2.51	68.59	Avg:	98.38	
32 *	36	WECHNER Lena <small>Atomic</small>	AUT	Int1:	19.84	(40)	11-12:	19.79	(46)	0.40		Sp1	77.49	(31)
				Int2:	39.63	(46)	12-13:	15.95	(3)	1.54		Sp2	110.86	(19)
				Int3:	55.58	(37)	13-14:	10.82	(10)	1.38				
				Int4:	1:06.40	(34)	14-15:	13.56	(45)	1.33				
				Int5:	1:19.96	(36)	15-Fin:	9.73	(30)	1.82				
				Fin:	1:29.69	(32)				2.51	68.59	Avg:	98.38	
32	34	MAIER Sabrina <small>Atomic</small>	AUT	Int1:	19.67	(18)	11-12:	19.20	(29)	0.23		Sp1	76.30	(39)
				Int2:	38.87	(25)	12-13:	16.29	(20)	0.78		Sp2	109.81	(29)
				Int3:	55.16	(27)	13-14:	10.99	(26)	0.96		Sp3	98.82	(30)
				Int4:	1:06.15	(27)	14-15:	13.55	(43)	1.08		Sp4	92.83	(19)
				Int5:	1:19.70	(31)	15-Fin:	9.99	(43)	1.56				
				Fin:	1:29.69	(32)				2.51	68.59	Avg:	98.38	
35	48	BERNARDI Vicky <small>Nordica</small>	ITA	Int1:	19.83	(39)	11-12:	19.71	(45)	0.39		Sp1	80.46	(6)
				Int2:	39.54	(44)	12-13:	16.49	(42)	1.45		Sp2	111.39	(13)
				Int3:	56.03	(46)	13-14:	10.75	(3)	1.83				
				Int4:	1:06.78	(39)	14-15:	13.42	(37)	1.71		Sp4	85.95	(27)
				Int5:	1:20.20	(40)	15-Fin:	9.52	(19)	2.06				
				Fin:	1:29.72	(35)				2.54	69.39	Avg:	98.35	
36 *	22	ROBINSON Alice <small>Salomon</small>	NZL	Int1:	19.72	(23)	11-12:	19.40	(38)	0.28		Sp1	71.56	(50)
				Int2:	39.12	(36)	12-13:	16.55	(46)	1.03		Sp2	106.01	(47)
				Int3:	55.67	(40)	13-14:	11.20	(44)	1.47		Sp3	102.95	(6)
				Int4:	1:06.87	(42)	14-15:	13.34	(28)	1.80				
				Int5:	1:20.21	(41)	15-Fin:	9.61	(24)	2.07				
				Fin:	1:29.82	(36)				2.64	72.04	Avg:	98.24	
37	52	GRITSCH Franziska <small>Head</small>	AUT	Int1:	20.00	(50)	11-12:	19.59	(44)	0.56		Sp1	77.60	(30)
				Int2:	39.59	(45)	12-13:	16.33	(25)	1.50		Sp2	110.07	(25)
				Int3:	55.92	(45)	13-14:	10.89	(17)	1.72		Sp3	102.45	(9)
				Int4:	1:06.81	(41)	14-15:	13.33	(26)	1.74		Sp4	100.38	(3)
				Int5:	1:20.14	(39)	15-Fin:	9.73	(30)	2.00				
				Fin:	1:29.87	(37)				2.69	73.36	Avg:	98.18	
38 *	50	MELESI Roberta <small>Dynastar</small>	ITA	Int1:	19.78	(31)	11-12:	19.19	(24)	0.34		Sp1	81.95	(2)
				Int2:	38.97	(29)	12-13:	16.54	(44)	0.88		Sp2	108.02	(40)
				Int3:	55.51	(35)	13-14:	11.15	(43)	1.31		Sp3	99.99	(23)
				Int4:	1:06.66	(36)	14-15:	13.16	(21)	1.59		Sp4	87.11	(26)
				Int5:	1:19.82	(33)	15-Fin:	10.13	(48)	1.68				
				Fin:	1:29.95	(38)				2.77	75.48	Avg:	98.09	
39	53	HAASER Ricarda <small>Fischer</small>	AUT	Int1:	19.84	(40)	11-12:	19.19	(24)	0.40		Sp1	76.22	(40)
				Int2:	39.03	(33)	12-13:	16.48	(39)	0.94		Sp2	104.18	(51)
				Int3:	55.51	(35)	13-14:	11.51	(51)	1.31		Sp3	97.39	(40)
				Int4:	1:07.02	(43)	14-15:	13.21	(25)	1.95				
				Int5:	1:20.23	(42)	15-Fin:	9.74	(32)	2.09				
				Fin:	1:29.97	(39)				2.79	76.01	Avg:	98.07	

Crans Montana (SUI)

6th Women's Downhill

THU 15 FEB 2024

PERFORMANCE ANALYSIS BY RANK 2ND TRAINING

Start Time 10:00

Number of Competitors: 51 Number of NSAs: 12

Rank	Bib	Name Ski	NSA Code	Positions			Partials		Difference		Speed				
				Pos	Time	Rank	Pos	Time	Rank	Time	Dist.(m)	Pos.	(km/h)	Rank	
40 *	42	MANGAN Tricia Head	USA	Int1:	19.65	(14)	11-12:	19.08	(20)	0.21		Sp1	77.25	(32)	
				Int2:	38.73	(18)	12-13:	16.38	(31)	0.64		Sp2	107.25	(45)	
				Int3:	55.11	(23)	13-14:	11.22	(45)	0.91		Sp3	99.07	(27)	
				Int4:	1:06.33	(33)	14-15:	13.60	(46)	1.26		Sp4	93.46	(18)	
				Int5:	1:19.93	(35)	15-Fin:	10.15	(49)	1.79					
				Fin:	1:30.08	(40)				2.90	78.91	Avg:	97.95		
40	39	THALER Sara Rossignol	ITA	Int1:	19.80	(34)	11-12:	19.40	(38)	0.36		Sp1	75.87	(42)	
				Int2:	39.20	(38)	12-13:	16.47	(37)	1.11		Sp2	109.92	(27)	
				Int3:	55.67	(40)	13-14:	11.12	(40)	1.47		Sp3	96.14	(42)	
				Int4:	1:06.79	(40)	14-15:	13.65	(48)	1.72		Sp4	92.06	(20)	
				Int5:	1:20.44	(43)	15-Fin:	9.64	(26)	2.30					
				Fin:	1:30.08	(40)				2.90	78.91	Avg:	97.95		
42 *	1	DELAGO Nicol Atomic	ITA	Int1:	19.44	(1)	11-12:	19.12	(23)	0.00		Sp1	80.03	(10)	
				Int2:	38.56	(11)	12-13:	16.21	(17)	0.47		Sp2	110.58	(22)	
				Int3:	54.77	(9)	13-14:	10.94	(21)	0.57		Sp3	96.97	(41)	
				Int4:	1:05.71	(9)	14-15:	13.69	(49)	0.64					
				Int5:	1:19.40	(24)	15-Fin:	10.75	(50)	1.26					
				Fin:	1:30.15	(42)				2.97	80.75	Avg:	97.88		
43	47	HIRTL-STANGGASSINGER Katrin Kaestle	GER	Int1:	20.02	(51)	11-12:	19.85	(47)	0.58		Sp1	74.78	(46)	
				Int2:	39.87	(48)	12-13:	16.52	(43)	1.78		Sp2	108.94	(36)	
				Int3:	56.39	(47)	13-14:	10.91	(18)	2.19		Sp3	102.51	(7)	
				Int4:	1:07.30	(47)	14-15:	13.15	(16)	2.23					
				Int5:	1:20.45	(44)	15-Fin:	9.74	(32)	2.31					
				Fin:	1:30.19	(43)				3.01	81.80	Avg:	97.83		
44	49	SCHILCHER Anna Atomic	AUT	Int1:	19.88	(45)	11-12:	20.16	(50)	0.44		Sp1	69.88	(51)	
				Int2:	40.04	(50)	12-13:	16.46	(36)	1.95		Sp2	109.44	(32)	
				Int3:	56.50	(48)	13-14:	10.86	(13)	2.30		Sp3	101.38	(14)	
				Int4:	1:07.36	(48)	14-15:	13.10	(14)	2.29					
				Int5:	1:20.46	(45)	15-Fin:	9.93	(39)	2.32					
				Fin:	1:30.39	(44)				3.21	87.04	Avg:	97.62		
45 *	37	KOLLY Noemie Stoekli	SUI	Int1:	19.80	(34)	11-12:	19.17	(24)	0.36		Sp1	78.67	(19)	
				Int2:	38.97	(29)	12-13:	16.75	(50)	0.88		Sp2	104.35	(49)	
				Int3:	55.72	(42)	13-14:	11.47	(50)	1.52		Sp3	94.51	(45)	
				Int4:	1:07.19	(46)	14-15:	13.36	(30)	2.12		Sp4	90.01	(24)	
				Int5:	1:20.55	(46)	15-Fin:	9.90	(38)	2.41					
				Fin:	1:30.45	(45)				3.27	88.61	Avg:	97.55		
46	26	JENAL Stephanie Atomic	SUI	Int1:	19.88	(45)	11-12:	19.36	(36)	0.44		Sp1	75.41	(43)	
				Int2:	39.24	(41)	12-13:	16.48	(39)	1.15		Sp2	107.26	(44)	
				Int3:	55.72	(42)	13-14:	11.44	(49)	1.52		Sp3	94.56	(43)	
				Int4:	1:07.16	(45)	14-15:	13.55	(43)	2.09					
				Int5:	1:20.71	(48)	15-Fin:	10.02	(45)	2.57					
				Fin:	1:30.73	(46)				3.55	95.90	Avg:	97.25		
47	44	SCHMITT Janine Stoekli	SUI	Int1:	19.89	(47)	11-12:	19.45	(40)	0.45		Sp1	76.42	(38)	
				Int2:	39.34	(43)	12-13:	16.47	(37)	1.25		Sp2	106.33	(46)	
				Int3:	55.81	(44)	13-14:	11.26	(47)	1.61		Sp3	94.53	(44)	
				Int4:	1:07.07	(44)	14-15:	13.61	(47)	2.00		Sp4	96.70	(13)	
				Int5:	1:20.68	(47)	15-Fin:	10.09	(46)	2.54					
				Fin:	1:30.77	(47)				3.59	96.94	Avg:	97.21		

Crans Montana (SUI)



6th Women's Downhill

THU 15 FEB 2024

PERFORMANCE ANALYSIS BY RANK 2ND TRAINING

Start Time 10:00


Number of Competitors: 51 Number of NSAs: 12

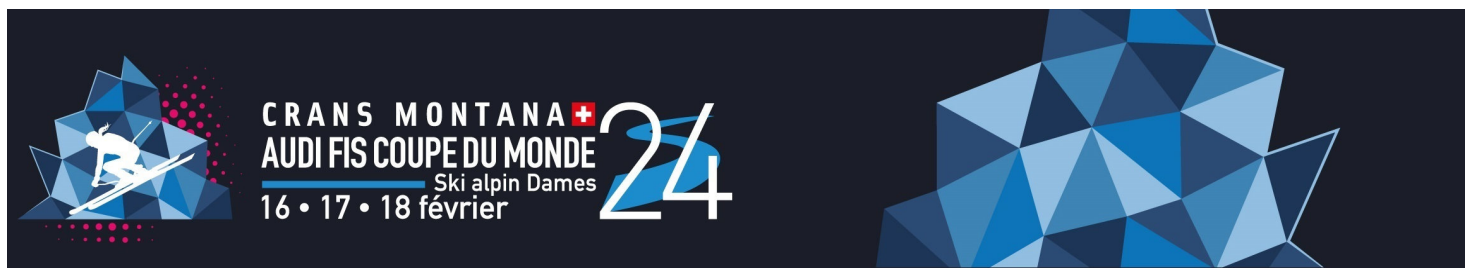
Rank	Bib	Name Ski	NSA Code	Positions			Partials		Difference		Speed				
				Pos	Time	Rank	Pos	Time	Rank	Time	Dist.(m)	Pos.	(km/h)	Rank	
48	46	HOERNBLAD Lisa Fischer	SWE	Int1:	19.70	(21)	11-12:	20.15	(49)	0.26		Sp1	72.43	(48)	
				Int2:	39.85	(47)	12-13:	16.74	(49)	1.76		Sp2	107.52	(43)	
				Int3:	56.59	(50)	13-14:	10.92	(19)	2.39		Sp3	100.47	(18)	
				Int4:	1:07.51	(49)	14-15:	13.88	(50)	2.44					
				Int5:	1:21.39	(50)	15-Fin:	9.81	(37)	3.25					
				Fin:	1:31.20	(48)				4.02	108.04	Avg:	96.75		
49	28	AICHER Emma Head	GER	Int1:	19.80	(34)	11-12:	20.10	(48)	0.36		Sp1	72.20	(49)	
				Int2:	39.90	(49)	12-13:	16.61	(47)	1.81		Sp2	104.23	(50)	
				Int3:	56.51	(49)	13-14:	11.26	(47)	2.31		Sp3	98.59	(33)	
				Int4:	1:07.77	(50)	14-15:	13.51	(41)	2.70		Sp4	90.78	(22)	
				Int5:	1:21.28	(49)	15-Fin:	9.95	(41)	3.14					
				Fin:	1:31.23	(49)				4.05	108.81	Avg:	96.72		
50	51	MOLLIN Allison	USA	Int1:	19.94	(49)	11-12:	21.07	(51)	0.50		Sp1	79.36	(16)	
				Int2:	41.01	(51)	12-13:	16.81	(51)	2.92		Sp2	104.40	(48)	
				Int3:	57.82	(51)	13-14:	11.25	(46)	3.62		Sp3	97.90	(38)	
				Int4:	1:09.07	(51)	14-15:	13.98	(51)	4.00					
				Int5:	1:23.05	(51)	15-Fin:	9.79	(35)	4.91					
				Fin:	1:32.84	(50)				5.66	149.43	Avg:	95.04		
51 *	17	GAUCHE Laura Head	FRA	Int1:	19.82	(38)	11-12:	19.24	(31)	0.38		Sp1	79.67	(14)	
				Int2:	39.06	(34)	12-13:	16.28	(19)	0.97		Sp2	110.66	(21)	
				Int3:	55.34	(30)	13-14:	10.95	(23)	1.14		Sp3	102.01	(10)	
				Int4:	1:06.29	(32)	14-15:	13.52	(42)	1.22		Sp4	96.86	(11)	
				Int5:	1:19.81	(32)	15-Fin:	13.22	(51)	1.67					
				Fin:	1:33.03	(51)				5.85	154.13	Avg:	94.85		

Intermediate Time Positions : Int. 1 = Inter1 Int. 2 = Inter2 Int. 3 = Inter3
 Int. 4 = Inter4 Int. 5 = Inter5

Speed Measurement Positions : Sp 1 = Speed 1 Sp 2 = Speed 2 Sp 3 = Speed 3
 Sp 4 = Speed 4

Legend:							
*	Gate(s) missed	Avg	Average	Dist.(m)	Distance in metres	Fin	Finish
Int	Intermediate	ix	Intermediate x	Pos.	Intermediate or speed position		
Sp	Speed trap						





AUDI FIS SKI WORLD CUP 2023/24



Crans Montana (SUI)



6th Women's Downhill

THU 15 FEB 2024

PERFORMANCE ANALYSIS BY BIB 2ND TRAINING

Start Time 10:00

Number of Competitors: 53 Number of NSAs: 12

Bib	Name Ski	NSA Code	Positions			Partials		Difference		Speed				
			Pos	Time	Rank	Pos	Time	Rank	Time	Dist.(m)	Pos.	(km/h)	Rank	
* 1	DELAGO Nicol Atomic	ITA	Int1:	19.44	(1)	11-12:	19.12	(23)	0.00		Sp1	80.03	(10)	
			Int2:	38.56	(11)	12-13:	16.21	(17)	0.47		Sp2	110.58	(22)	
			Int3:	54.77	(9)	13-14:	10.94	(21)	0.57		Sp3	96.97	(41)	
			Int4:	1:05.71	(9)	14-15:	13.69	(49)	0.64					
			Int5:	1:19.40	(24)	15-Fin:	10.75	(50)	1.26					
			Fin:	1:30.15	(42)				2.97	80.75	Avg:	97.88		
2	WILES Jacqueline Rossignol	USA	Int1:	19.48	(4)	11-12:	19.00	(16)	0.04		Sp1	79.45	(15)	
			Int2:	38.48	(9)	12-13:	15.91	(2)	0.39		Sp2	110.27	(24)	
			Int3:	54.39	(2)	13-14:	10.81	(8)	0.19		Sp3	100.45	(19)	
			Int4:	1:05.20	(3)	14-15:	12.96	(4)	0.13		Sp4	100.09	(5)	
			Int5:	1:18.16	(3)	15-Fin:	9.37	(11)	0.02					
			Fin:	1:27.53	(3)				0.35	9.80	Avg:	100.81		
3	GISIN Michelle Salomon	SUI	Int1:	19.52	(6)	11-12:	18.94	(11)	0.08		Sp1	78.67	(19)	
			Int2:	38.46	(6)	12-13:	16.54	(44)	0.37		Sp2	111.13	(14)	
			Int3:	55.00	(18)	13-14:	10.85	(12)	0.80		Sp3	100.22	(21)	
			Int4:	1:05.85	(13)	14-15:	13.17	(22)	0.78		Sp4	94.70	(15)	
			Int5:	1:19.02	(14)	15-Fin:	10.00	(44)	0.88					
			Fin:	1:29.02	(24)				1.84	50.66	Avg:	99.12		
* 4	LEDECKA Ester Kaestle	CZE	Int1:	19.55	(10)	11-12:	18.54	(1)	0.11		Sp1	77.87	(26)	
			Int2:	38.09	(1)	12-13:	16.33	(25)	0.00		Sp2	113.22	(3)	
			Int3:	54.42	(4)	13-14:	10.70	(2)	0.22		Sp3	104.14	(1)	
			Int4:	1:05.12	(2)	14-15:	13.02	(6)	0.05		Sp4	97.35	(8)	
			Int5:	1:18.14	(1)	15-Fin:	9.04	(1)	0.00					
			Fin:	1:27.18	(1)				0.00	0.00	Avg:	101.21		
5	WRIGHT Isabella Atomic	USA	Int1:	19.54	(9)	11-12:	19.25	(33)	0.10		Sp1	75.26	(44)	
			Int2:	38.79	(22)	12-13:	15.99	(5)	0.70		Sp2	112.32	(8)	
			Int3:	54.78	(11)	13-14:	10.81	(8)	0.58		Sp3	101.75	(13)	
			Int4:	1:05.59	(7)	14-15:	12.92	(3)	0.52		Sp4	101.42	(2)	
			Int5:	1:18.51	(6)	15-Fin:	9.35	(8)	0.37					
			Fin:	1:27.86	(6)				0.68	18.97	Avg:	100.43		
6	MOWINCKEL Ragnhild Head	NOR	Int1:	19.45	(2)	11-12:	18.75	(4)	0.01		Sp1	79.32	(17)	
			Int2:	38.20	(2)	12-13:	16.00	(6)	0.11		Sp2	112.68	(7)	
			Int3:	54.20	(1)	13-14:	10.87	(16)	0.00		Sp3	98.46	(34)	
			Int4:	1:05.07	(1)	14-15:	13.07	(9)	0.00		Sp4	100.14	(4)	
			Int5:	1:18.14	(1)	15-Fin:	9.39	(12)	0.00					
			Fin:	1:27.53	(3)				0.35	9.80	Avg:	100.81		
7	STUHEC Ilka Kaestle	SLO	Int1:	19.45	(2)	11-12:	19.29	(35)	0.01		Sp1	78.40	(22)	
			Int2:	38.74	(20)	12-13:	16.12	(11)	0.65		Sp2	112.80	(6)	
			Int3:	54.86	(13)	13-14:	10.62	(1)	0.66					
			Int4:	1:05.48	(6)	14-15:	13.08	(13)	0.41					
			Int5:	1:18.56	(7)	15-Fin:	9.31	(7)	0.42					
			Fin:	1:27.87	(7)				0.69	19.25	Avg:	100.42		



Crans Montana (SUI)

6th Women's Downhill

THU 15 FEB 2024

PERFORMANCE ANALYSIS BY BIB 2ND TRAINING

Start Time 10:00

Number of Competitors: 53 Number of NSAs: 12

Bib	Name Ski	NSA Code	Positions			Partials		Difference		Speed				
			Pos	Time	Rank	Pos	Time	Rank	Time	Dist.(m)	Pos.	(km/h)	Rank	
8	WEIDLE Kira Rossignol	GER	Int1:	19.81	(37)	11-12:	19.19	(25)	0.37		Sp1	72.81	(47)	
			Int2:	39.00	(32)	12-13:	16.17	(13)	0.91		Sp2	113.88	(1)	
			Int3:	55.17	(28)	13-14:	10.76	(4)	0.97		Sp3	98.61	(32)	
			Int4:	1:05.93	(17)	14-15:	13.42	(37)	0.86					
			Int5:	1:19.35	(22)	15-Fin:	9.44	(14)	1.21					
			Fin:	1:28.79	(19)				1.61	44.44	Avg:	99.38		
9	HUETTER Cornelia Head	AUT	Int1:	19.71	(22)	11-12:	18.65	(2)	0.27		Sp1	80.51	(5)	
			Int2:	38.36	(3)	12-13:	16.33	(25)	0.27		Sp2	109.45	(31)	
			Int3:	54.69	(7)	13-14:	11.03	(32)	0.49		Sp3	98.82	(30)	
			Int4:	1:05.72	(10)	14-15:	13.00	(5)	0.65		Sp4	94.15	(17)	
			Int5:	1:18.72	(8)	15-Fin:	9.98	(42)	0.58					
			Fin:	1:28.70	(17)				1.52	42.00	Avg:	99.48		
10	GUT-BEHRAMI Lara Head	SUI	Int1:	19.63	(12)	11-12:	18.78	(5)	0.19		Sp1	84.22	(1)	
			Int2:	38.41	(5)	12-13:	15.98	(4)	0.32		Sp2	113.13	(4)	
			Int3:	54.39	(2)	13-14:	10.95	(23)	0.19		Sp3	99.28	(26)	
			Int4:	1:05.34	(4)	14-15:	12.84	(2)	0.27		Sp4	103.89	(1)	
			Int5:	1:18.18	(4)	15-Fin:	9.20	(3)	0.04					
			Fin:	1:27.38	(2)				0.20	5.61	Avg:	100.98		
11	BRIGNONE Federica Rossignol	ITA	Int1:	19.56	(11)	11-12:	18.91	(10)	0.12		Sp1	77.74	(28)	
			Int2:	38.47	(7)	12-13:	16.03	(7)	0.38		Sp2	109.27	(33)	
			Int3:	54.50	(5)	13-14:	10.97	(25)	0.30		Sp3	102.51	(7)	
			Int4:	1:05.47	(5)	14-15:	12.74	(1)	0.40					
			Int5:	1:18.21	(5)	15-Fin:	9.40	(13)	0.07					
			Fin:	1:27.61	(5)				0.43	12.03	Avg:	100.71		
12	VENIER Stephanie Head	AUT	Int1:	19.90	(48)	11-12:	19.03	(17)	0.46		Sp1	80.24	(8)	
			Int2:	38.93	(28)	12-13:	16.06	(8)	0.84		Sp2	111.83	(10)	
			Int3:	54.99	(17)	13-14:	10.86	(13)	0.79		Sp3	100.85	(17)	
			Int4:	1:05.85	(13)	14-15:	13.05	(8)	0.78					
			Int5:	1:18.90	(11)	15-Fin:	9.25	(5)	0.76					
			Fin:	1:28.15	(9)				0.97	26.97	Avg:	100.10		
*13	FLURY Jasmine Kaestle	SUI	Int1:	19.73	(26)	11-12:	18.97	(13)	0.29		Sp1	77.92	(25)	
			Int2:	38.70	(15)	12-13:	16.30	(22)	0.61		Sp2	110.96	(17)	
			Int3:	55.00	(18)	13-14:	10.99	(26)	0.80		Sp3	99.86	(24)	
			Int4:	1:05.99	(20)	14-15:	13.41	(35)	0.92		Sp4	97.18	(9)	
			Int5:	1:19.40	(24)	15-Fin:	9.68	(28)	1.26					
			Fin:	1:29.08	(25)				1.90	52.28	Avg:	99.05		
14	PUCHNER Mirjam Atomic	AUT	Int1:	19.65	(14)	11-12:	19.27	(34)	0.21		Sp1	79.89	(12)	
			Int2:	38.92	(26)	12-13:	16.20	(16)	0.83		Sp2	111.79	(11)	
			Int3:	55.12	(24)	13-14:	10.77	(5)	0.92		Sp3	103.17	(4)	
			Int4:	1:05.89	(15)	14-15:	13.15	(16)	0.82					
			Int5:	1:19.04	(15)	15-Fin:	9.44	(14)	0.90					
			Fin:	1:28.48	(13)				1.30	36.01	Avg:	99.72		
15	LIE Kajsa Vickhoff Head	NOR	Int1:	19.52	(6)	11-12:	19.11	(21)	0.08		Sp1	76.44	(37)	
			Int2:	38.63	(13)	12-13:	16.43	(34)	0.54		Sp2	109.08	(34)	
			Int3:	55.06	(20)	13-14:	11.08	(36)	0.86		Sp3	97.95	(37)	
			Int4:	1:06.14	(26)	14-15:	13.15	(16)	1.07					
			Int5:	1:19.29	(20)	15-Fin:	9.60	(23)	1.15					
			Fin:	1:28.89	(22)				1.71	47.15	Avg:	99.26		

Crans Montana (SUI)

6th Women's Downhill

THU 15 FEB 2024

PERFORMANCE ANALYSIS BY BIB 2ND TRAINING

Start Time 10:00

Number of Competitors: 53 Number of NSAs: 12

Bib	Name Ski	NSA Code	Positions			Partials		Difference		Speed				
			Pos	Time	Rank	Pos	Time	Rank	Time	Dist.(m)	Pos.	(km/h)	Rank	
16	PIROVANO Laura Head	ITA	Int1:	19.72	(23)	11-12:	18.80	(6)	0.28		Sp1	78.42	(21)	
			Int2:	38.52	(10)	12-13:	16.31	(24)	0.43		Sp2	108.42	(39)	
			Int3:	54.83	(12)	13-14:	11.10	(39)	0.63		Sp3	99.02	(28)	
			Int4:	1:05.93	(17)	14-15:	13.04	(7)	0.86					
			Int5:	1:18.97	(13)	15-Fin:	9.75	(34)	0.83					
			Fin:	1:28.72	(18)				1.54	42.54	Avg:	99.45		
			*17	GAUCHE Laura Head	FRA	Int1:	19.82	(38)	11-12:	19.24	(32)	0.38		Sp1
Int2:	39.06	(34)				12-13:	16.28	(19)	0.97		Sp2	110.66	(21)	
Int3:	55.34	(30)				13-14:	10.95	(23)	1.14		Sp3	102.01	(10)	
Int4:	1:06.29	(32)				14-15:	13.52	(42)	1.22		Sp4	96.86	(11)	
Int5:	1:19.81	(32)				15-Fin:	13.22	(51)	1.67					
Fin:	1:33.03	(51)							5.85	154.13	Avg:	94.85		
18	NUFER Priska Dynastar	SUI				Int1:	19.86	(43)	11-12:	18.99	(14)	0.42		Sp1
			Int2:	38.85	(24)	12-13:	16.29	(20)	0.76		Sp2	111.10	(15)	
			Int3:	55.14	(26)	13-14:	11.02	(29)	0.94		Sp3	98.02	(36)	
			Int4:	1:06.16	(28)	14-15:	13.15	(16)	1.09		Sp4	96.84	(12)	
			Int5:	1:19.31	(21)	15-Fin:	9.51	(18)	1.17					
			Fin:	1:28.82	(21)				1.64	45.26	Avg:	99.34		
			19	RAEDLER Ariane Head	AUT	Int1:	19.79	(33)	11-12:	18.68	(3)	0.35		Sp1
Int2:	38.47	(7)				12-13:	16.18	(14)	0.38		Sp2	109.86	(28)	
Int3:	54.65	(6)				13-14:	10.99	(26)	0.45		Sp3	101.20	(15)	
Int4:	1:05.64	(8)				14-15:	13.17	(22)	0.57					
Int5:	1:18.81	(10)				15-Fin:	9.47	(16)	0.67					
Fin:	1:28.28	(10)							1.10	30.54	Avg:	99.95		
20	AGER Christina Atomic	AUT				Int1:	19.69	(19)	11-12:	19.57	(43)	0.25		Sp1
			Int2:	39.26	(43)	12-13:	16.37	(30)	1.17		Sp2	107.87	(41)	
			Int3:	55.63	(39)	13-14:	11.09	(37)	1.43		Sp3	101.00	(16)	
			Int4:	1:06.72	(38)	14-15:	13.36	(30)	1.65					
			Int5:	1:20.08	(38)	15-Fin:	9.56	(21)	1.94					
			Fin:	1:29.64	(30)				2.46	67.26	Avg:	98.43		
			*21	BASSINO Marta Salomon	ITA	Int1:	19.49	(5)	11-12:	18.88	(9)	0.05		Sp1
Int2:	38.37	(4)				12-13:	16.40	(33)	0.28		Sp2	109.50	(30)	
Int3:	54.77	(9)				13-14:	11.12	(40)	0.57					
Int4:	1:05.89	(15)				14-15:	13.07	(9)	0.82		Sp4	97.13	(10)	
Int5:	1:18.96	(12)				15-Fin:	9.36	(9)	0.82					
Fin:	1:28.32	(11)							1.14	31.64	Avg:	99.90		
*22	ROBINSON Alice Salomon	NZL				Int1:	19.72	(23)	11-12:	19.40	(39)	0.28		Sp1
			Int2:	39.12	(36)	12-13:	16.55	(46)	1.03		Sp2	106.01	(47)	
			Int3:	55.67	(40)	13-14:	11.20	(44)	1.47		Sp3	102.95	(6)	
			Int4:	1:06.87	(42)	14-15:	13.34	(28)	1.80					
			Int5:	1:20.21	(41)	15-Fin:	9.61	(24)	2.07					
			Fin:	1:29.82	(36)				2.64	72.04	Avg:	98.24		
			23	DELAGO Nadia Atomic	ITA	Int1:	19.73	(26)	11-12:	19.19	(25)	0.29		Sp1
Int2:	38.92	(26)				12-13:	16.25	(18)	0.83		Sp2	109.07	(35)	
Int3:	55.17	(28)				13-14:	10.93	(20)	0.97		Sp3	103.78	(2)	
Int4:	1:06.10	(23)				14-15:	13.34	(28)	1.03		Sp4	94.69	(16)	
Int5:	1:19.44	(26)				15-Fin:	9.57	(22)	1.30					
Fin:	1:29.01	(23)							1.83	50.39	Avg:	99.13		

Crans Montana (SUI)



6th Women's Downhill


THU 15 FEB 2024

PERFORMANCE ANALYSIS BY BIB 2ND TRAINING

Start Time 10:00

Number of Competitors: 53 Number of NSAs: 12

Bib	Name Ski	NSA Code	Positions			Partials		Difference		Speed			
			Pos	Time	Rank	Pos	Time	Rank	Time	Dist.(m)	Pos.	(km/h)	Rank
24	MIRADOLI Romane Dynastar	FRA	Int1:	19.85	(42)	11-12:	18.99	(14)	0.41		Sp1	77.81	(27)
			Int2:	38.84	(23)	12-13:	16.06	(8)	0.75		Sp2	112.30	(9)
			Int3:	54.90	(15)	13-14:	10.82	(10)	0.70				
			Int4:	1:05.72	(10)	14-15:	13.07	(9)	0.65				
			Int5:	1:18.79	(9)	15-Fin:	9.23	(4)	0.65				
			Fin:	1:28.02	(8)				0.84	23.39	Avg:	100.25	
25	SCHEYER Christine Head	AUT	Int1:	19.69	(19)	11-12:	19.53	(42)	0.25		Sp1	77.72	(29)
			Int2:	39.22	(40)	12-13:	16.16	(12)	1.13		Sp2	111.52	(12)
			Int3:	55.38	(32)	13-14:	10.79	(6)	1.18				
			Int4:	1:06.17	(29)	14-15:	13.07	(9)	1.10				
			Int5:	1:19.24	(17)	15-Fin:	9.36	(9)	1.10				
			Fin:	1:28.60	(15)				1.42	39.28	Avg:	99.59	
26	JENAL Stephanie Atomic	SUI	Int1:	19.88	(45)	11-12:	19.36	(37)	0.44		Sp1	75.41	(43)
			Int2:	39.24	(42)	12-13:	16.48	(39)	1.15		Sp2	107.26	(44)
			Int3:	55.72	(42)	13-14:	11.44	(49)	1.52		Sp3	94.56	(43)
			Int4:	1:07.16	(45)	14-15:	13.55	(43)	2.09				
			Int5:	1:20.71	(48)	15-Fin:	10.02	(45)	2.57				
			Fin:	1:30.73	(46)				3.55	95.90	Avg:	97.25	
27	DURRER Delia Head	SUI	Int1:	19.63	(12)	11-12:	19.11	(21)	0.19		Sp1	78.85	(18)
			Int2:	38.74	(20)	12-13:	16.68	(48)	0.65		Sp2	113.31	(2)
			Int3:	55.42	(33)	13-14:	10.79	(6)	1.22		Sp3	103.49	(3)
			Int4:	1:06.21	(30)	14-15:	13.37	(33)	1.14		Sp4	95.26	(14)
			Int5:	1:19.58	(30)	15-Fin:	10.09	(46)	1.44				
			Fin:	1:29.67	(31)				2.49	68.06	Avg:	98.40	
28	AICHER Emma Head	GER	Int1:	19.80	(34)	11-12:	20.10	(49)	0.36		Sp1	72.20	(49)
			Int2:	39.90	(50)	12-13:	16.61	(47)	1.81		Sp2	104.23	(50)
			Int3:	56.51	(49)	13-14:	11.26	(47)	2.31		Sp3	98.59	(33)
			Int4:	1:07.77	(50)	14-15:	13.51	(41)	2.70		Sp4	90.78	(22)
			Int5:	1:21.28	(49)	15-Fin:	9.95	(41)	3.14				
			Fin:	1:31.23	(49)				4.05	108.81	Avg:	96.72	
29	RUNGGALDIER Teresa Head	ITA	Int1:	19.65	(14)	11-12:	19.05	(18)	0.21		Sp1	77.04	(34)
			Int2:	38.70	(15)	12-13:	16.18	(14)	0.61		Sp2	108.82	(37)
			Int3:	54.88	(14)	13-14:	11.12	(40)	0.68		Sp3	98.22	(35)
			Int4:	1:06.00	(21)	14-15:	13.46	(40)	0.93				
			Int5:	1:19.46	(27)	15-Fin:	9.79	(35)	1.32				
			Fin:	1:29.25	(27)				2.07	56.85	Avg:	98.86	
30	MACUGA Lauren Rossignol	USA	Int1:	19.65	(14)	11-12:	19.58	(44)	0.21		Sp1	78.02	(24)
			Int2:	39.23	(41)	12-13:	15.90	(1)	1.14		Sp2	110.96	(17)
			Int3:	55.13	(25)	13-14:	10.94	(21)	0.93		Sp3	101.84	(12)
			Int4:	1:06.07	(22)	14-15:	13.20	(24)	1.00		Sp4	97.50	(7)
			Int5:	1:19.27	(19)	15-Fin:	9.53	(20)	1.13				
			Fin:	1:28.80	(20)				1.62	44.71	Avg:	99.36	
31	FEST Nadine Salomon	AUT	Int1:	19.78	(31)	11-12:	18.95	(12)	0.34		Sp1	80.01	(11)
			Int2:	38.73	(18)	12-13:	16.36	(29)	0.64		Sp2	110.69	(20)
			Int3:	55.09	(21)	13-14:	11.02	(29)	0.89		Sp3	102.96	(5)
			Int4:	1:06.11	(24)	14-15:	13.36	(30)	1.04				
			Int5:	1:19.47	(28)	15-Fin:	9.63	(25)	1.33				
			Fin:	1:29.10	(26)				1.92	52.82	Avg:	99.03	



Crans Montana (SUI)



6th Women's Downhill


THU 15 FEB 2024

PERFORMANCE ANALYSIS BY BIB 2ND TRAINING

Start Time 10:00

Number of Competitors: 53 Number of NSAs: 12

Bib	Name Ski	NSA Code	Positions			Partials		Difference		Speed				
			Pos	Time	Rank	Pos	Time	Rank	Time	Dist.(m)	Pos.	(km/h)	Rank	
32	SCHOEPP Emily Atomic	AUT	Int1:	19.72	(23)	11-12:	19.35	(36)	0.28		Sp1	79.87	(13)	
			Int2:	39.07	(35)	12-13:	16.30	(22)	0.98		Sp2	113.00	(5)	
			Int3:	55.37	(31)	13-14:	10.86	(13)	1.17		Sp3	100.31	(20)	
			Int4:	1:06.23	(31)	14-15:	13.15	(16)	1.16		Sp4	91.56	(21)	
			Int5:	1:19.38	(23)	15-Fin:	9.26	(6)	1.24					
			Fin:	1:28.64	(16)				1.46	40.37	Avg:	99.54		
33	CLEMENT Karen Head	FRA	Int1:	19.77	(29)	11-12:	18.87	(8)	0.33		Sp1	80.11	(9)	
			Int2:	38.64	(14)	12-13:	16.11	(10)	0.55		Sp2	111.04	(16)	
			Int3:	54.75	(8)	13-14:	11.09	(37)	0.55		Sp3	97.45	(39)	
			Int4:	1:05.84	(12)	14-15:	13.41	(35)	0.77		Sp4	90.66	(23)	
			Int5:	1:19.25	(18)	15-Fin:	9.19	(2)	1.11					
			Fin:	1:28.44	(12)				1.26	34.92	Avg:	99.77		
34	MAIER Sabrina Atomic	AUT	Int1:	19.67	(18)	11-12:	19.20	(30)	0.23		Sp1	76.30	(39)	
			Int2:	38.87	(25)	12-13:	16.29	(20)	0.78		Sp2	109.81	(29)	
			Int3:	55.16	(27)	13-14:	10.99	(26)	0.96		Sp3	98.82	(30)	
			Int4:	1:06.15	(27)	14-15:	13.55	(43)	1.08		Sp4	92.83	(19)	
			Int5:	1:19.70	(31)	15-Fin:	9.99	(43)	1.56					
			Fin:	1:29.69	(32)				2.51	68.59	Avg:	98.38		
*35	MUZAFERIJA Elvedina Atomic	BIH	Int1:	19.53	(8)	11-12:	19.05	(18)	0.09		Sp1	81.01	(3)	
			Int2:	38.58	(12)	12-13:	16.33	(25)	0.49		Sp2	108.76	(38)	
			Int3:	54.91	(16)	13-14:	11.02	(29)	0.71		Sp3	101.91	(11)	
			Int4:	1:05.93	(17)	14-15:	13.13	(15)	0.86		Sp4	98.47	(6)	
			Int5:	1:19.06	(16)	15-Fin:	9.47	(16)	0.92					
			Fin:	1:28.53	(14)				1.35	37.38	Avg:	99.67		
*36	WECHNER Lena Atomic	AUT	Int1:	19.84	(40)	11-12:	19.79	(47)	0.40		Sp1	77.49	(31)	
			Int2:	39.63	(47)	12-13:	15.95	(3)	1.54		Sp2	110.86	(19)	
			Int3:	55.58	(37)	13-14:	10.82	(10)	1.38					
			Int4:	1:06.40	(34)	14-15:	13.56	(45)	1.33					
			Int5:	1:19.96	(36)	15-Fin:	9.73	(30)	1.82					
			Fin:	1:29.69	(32)				2.51	68.59	Avg:	98.38		
*37	KOLLY Noemie Stoekli	SUI	Int1:	19.80	(34)	11-12:	19.17	(24)	0.36		Sp1	78.67	(19)	
			Int2:	38.97	(29)	12-13:	16.75	(50)	0.88		Sp2	104.35	(49)	
			Int3:	55.72	(42)	13-14:	11.47	(50)	1.52		Sp3	94.51	(45)	
			Int4:	1:07.19	(46)	14-15:	13.36	(30)	2.12		Sp4	90.01	(24)	
			Int5:	1:20.55	(46)	15-Fin:	9.90	(38)	2.41					
			Fin:	1:30.45	(45)				3.27	88.61	Avg:	97.55		
38	CASHMAN Keely Head	USA	Int1:			11-12:								
			Int2:			12-13:								
			Int3:			13-14:								
			Int4:			14-15:								
			Int5:			15-Fin:								
			Fin:	DNS										
39	THALER Sara Rossignol	ITA	Int1:	19.80	(34)	11-12:	19.40	(39)	0.36		Sp1	75.87	(42)	
			Int2:	39.20	(39)	12-13:	16.47	(37)	1.11		Sp2	109.92	(27)	
			Int3:	55.67	(40)	13-14:	11.12	(40)	1.47		Sp3	96.14	(42)	
			Int4:	1:06.79	(40)	14-15:	13.65	(48)	1.72		Sp4	92.06	(20)	
			Int5:	1:20.44	(43)	15-Fin:	9.64	(26)	2.30					
			Fin:	1:30.08	(40)				2.90	78.91	Avg:	97.95		



Crans Montana (SUI)



6th Women's Downhill

THU 15 FEB 2024

PERFORMANCE ANALYSIS BY BIB 2ND TRAINING

Start Time 10:00

Number of Competitors: 53 Number of NSAs: 12

Bib	Name Ski	NSA Code	Positions			Partials		Difference		Speed				
			Pos	Time	Rank	Pos	Time	Rank	Time	Dist.(m)	Pos.	(km/h)	Rank	
40	SUTER Jasmina Stoekli	SUI	Int1:	19.77	(29)	11-12:	19.37	(38)	0.33		Sp1	78.24	(23)	
			Int2:	39.14	(37)	12-13:	16.45	(35)	1.05		Sp2	107.65	(42)	
			Int3:	55.59	(38)	13-14:	11.07	(35)	1.39		Sp3	98.94	(29)	
			Int4:	1:06.66	(36)	14-15:	13.33	(26)	1.59					
			Int5:	1:19.99	(37)	15-Fin:	9.70	(29)	1.85					
			Fin:	1:29.69	(32)				2.51	68.59	Avg:	98.38		
41	ERRARD Anouck Salomon	FRA	Int1:	20.00	(50)	11-12:	19.19	(25)	0.56		Sp1	72.18	(50)	
			Int2:	39.19	(38)	12-13:			1.10					
			Int3:			13-14:								
			Int4:			14-15:								
			Int5:			15-Fin:								
			Fin:	DNF							Avg:			
*42	MANGAN Tricia Head	USA	Int1:	19.65	(14)	11-12:	19.08	(20)	0.21		Sp1	77.25	(32)	
			Int2:	38.73	(18)	12-13:	16.38	(31)	0.64		Sp2	107.25	(45)	
			Int3:	55.11	(23)	13-14:	11.22	(45)	0.91		Sp3	99.07	(27)	
			Int4:	1:06.33	(33)	14-15:	13.60	(46)	1.26		Sp4	93.46	(18)	
			Int5:	1:19.93	(35)	15-Fin:	10.15	(49)	1.79					
			Fin:	1:30.08	(40)				2.90	78.91	Avg:	97.95		
43	CERUTTI Camille Atomic	FRA	Int1:	19.76	(28)	11-12:	19.22	(31)	0.32		Sp1	75.16	(45)	
			Int2:	38.98	(31)	12-13:	16.48	(39)	0.89		Sp2	109.94	(26)	
			Int3:	55.46	(34)	13-14:	11.03	(32)	1.26		Sp3	99.66	(25)	
			Int4:	1:06.49	(35)	14-15:	13.38	(34)	1.42					
			Int5:	1:19.87	(34)	15-Fin:	9.65	(27)	1.73					
			Fin:	1:29.52	(29)				2.34	64.07	Avg:	98.57		
44	SCHMITT Janine Stoekli	SUI	Int1:	19.89	(47)	11-12:	19.45	(41)	0.45		Sp1	76.42	(38)	
			Int2:	39.34	(44)	12-13:	16.47	(37)	1.25		Sp2	106.33	(46)	
			Int3:	55.81	(44)	13-14:	11.26	(47)	1.61		Sp3	94.53	(44)	
			Int4:	1:07.07	(44)	14-15:	13.61	(47)	2.00		Sp4	96.70	(13)	
			Int5:	1:20.68	(47)	15-Fin:	10.09	(46)	2.54					
			Fin:	1:30.77	(47)				3.59	96.94	Avg:	97.21		
45	HEIDER Michaela Head	AUT	Int1:	19.87	(44)	11-12:	18.84	(7)	0.43		Sp1	80.98	(4)	
			Int2:	38.71	(17)	12-13:	16.39	(32)	0.62		Sp2	110.43	(23)	
			Int3:	55.10	(22)	13-14:	11.03	(32)	0.90		Sp3	100.14	(22)	
			Int4:	1:06.13	(25)	14-15:	13.44	(39)	1.06		Sp4	89.69	(25)	
			Int5:	1:19.57	(29)	15-Fin:	9.93	(39)	1.43					
			Fin:	1:29.50	(28)				2.32	63.53	Avg:	98.59		
46	HOERNBLAD Lisa Fischer	SWE	Int1:	19.70	(21)	11-12:	20.15	(50)	0.26		Sp1	72.43	(48)	
			Int2:	39.85	(48)	12-13:	16.74	(49)	1.76		Sp2	107.52	(43)	
			Int3:	56.59	(50)	13-14:	10.92	(19)	2.39		Sp3	100.47	(18)	
			Int4:	1:07.51	(49)	14-15:	13.88	(50)	2.44					
			Int5:	1:21.39	(50)	15-Fin:	9.81	(37)	3.25					
			Fin:	1:31.20	(48)				4.02	108.04	Avg:	96.75		
47	HIRTL-STANGGASSINGER Katrin Kaestle	GER	Int1:	20.02	(52)	11-12:	19.85	(48)	0.58		Sp1	74.78	(46)	
			Int2:	39.87	(49)	12-13:	16.52	(43)	1.78		Sp2	108.94	(36)	
			Int3:	56.39	(47)	13-14:	10.91	(18)	2.19		Sp3	102.51	(7)	
			Int4:	1:07.30	(47)	14-15:	13.15	(16)	2.23					
			Int5:	1:20.45	(44)	15-Fin:	9.74	(32)	2.31					
			Fin:	1:30.19	(43)				3.01	81.80	Avg:	97.83		

Crans Montana (SUI)



6th Women's Downhill

THU 15 FEB 2024

PERFORMANCE ANALYSIS BY BIB 2ND TRAINING

Start Time 10:00

Number of Competitors: 53 Number of NSAs: 12

Bib	Name Ski	NSA Code	Positions			Partials		Difference		Speed			
			Pos	Time	Rank	Pos	Time	Rank	Time	Dist.(m)	Pos.	(km/h)	Rank
48	BERNARDI Vicky Nordica	ITA	Int1:	19.83	(39)	11-12:	19.71	(46)	0.39		Sp1	80.46	(6)
			Int2:	39.54	(45)	12-13:	16.49	(42)	1.45		Sp2	111.39	(13)
			Int3:	56.03	(46)	13-14:	10.75	(3)	1.83				
			Int4:	1:06.78	(39)	14-15:	13.42	(37)	1.71		Sp4	85.95	(27)
			Int5:	1:20.20	(40)	15-Fin:	9.52	(19)	2.06				
			Fin:	1:29.72	(35)				2.54	69.39	Avg:	98.35	
49	SCHILCHER Anna Atomic	AUT	Int1:	19.88	(45)	11-12:	20.16	(51)	0.44		Sp1	69.88	(52)
			Int2:	40.04	(51)	12-13:	16.46	(36)	1.95		Sp2	109.44	(32)
			Int3:	56.50	(48)	13-14:	10.86	(13)	2.30		Sp3	101.38	(14)
			Int4:	1:07.36	(48)	14-15:	13.10	(14)	2.29				
			Int5:	1:20.46	(45)	15-Fin:	9.93	(39)	2.32				
			Fin:	1:30.39	(44)				3.21	87.04	Avg:	97.62	
*50	MELESI Roberta Dynastar	ITA	Int1:	19.78	(31)	11-12:	19.19	(25)	0.34		Sp1	81.95	(2)
			Int2:	38.97	(29)	12-13:	16.54	(44)	0.88		Sp2	108.02	(40)
			Int3:	55.51	(35)	13-14:	11.15	(43)	1.31		Sp3	99.99	(23)
			Int4:	1:06.66	(36)	14-15:	13.16	(21)	1.59		Sp4	87.11	(26)
			Int5:	1:19.82	(33)	15-Fin:	10.13	(48)	1.68				
			Fin:	1:29.95	(38)				2.77	75.48	Avg:	98.09	
51	MOLLIN Allison USA	USA	Int1:	19.94	(49)	11-12:	21.07	(52)	0.50		Sp1	79.36	(16)
			Int2:	41.01	(52)	12-13:	16.81	(51)	2.92		Sp2	104.40	(48)
			Int3:	57.82	(51)	13-14:	11.25	(46)	3.62		Sp3	97.90	(38)
			Int4:	1:09.07	(51)	14-15:	13.98	(51)	4.00				
			Int5:	1:23.05	(51)	15-Fin:	9.79	(35)	4.91				
			Fin:	1:32.84	(50)				5.66	149.43	Avg:	95.04	
52	GRITSCH Franziska Head	AUT	Int1:	20.00	(50)	11-12:	19.59	(45)	0.56		Sp1	77.60	(30)
			Int2:	39.59	(46)	12-13:	16.33	(25)	1.50		Sp2	110.07	(25)
			Int3:	55.92	(45)	13-14:	10.89	(17)	1.72		Sp3	102.45	(9)
			Int4:	1:06.81	(41)	14-15:	13.33	(26)	1.74		Sp4	100.38	(3)
			Int5:	1:20.14	(39)	15-Fin:	9.73	(30)	2.00				
			Fin:	1:29.87	(37)				2.69	73.36	Avg:	98.18	
53	HAASER Ricarda Fischer	AUT	Int1:	19.84	(40)	11-12:	19.19	(25)	0.40		Sp1	76.22	(40)
			Int2:	39.03	(33)	12-13:	16.48	(39)	0.94		Sp2	104.18	(51)
			Int3:	55.51	(35)	13-14:	11.51	(51)	1.31		Sp3	97.39	(40)
			Int4:	1:07.02	(43)	14-15:	13.21	(25)	1.95				
			Int5:	1:20.23	(42)	15-Fin:	9.74	(32)	2.09				
			Fin:	1:29.97	(39)				2.79	76.01	Avg:	98.07	

Intermediate Time Positions : Int. 1 = Inter1 Int. 2 = Inter2 Int. 3 = Inter3
 Int. 4 = Inter4 Int. 5 = Inter5
 Speed Measurement Positions : Sp 1 = Speed 1 Sp 2 = Speed 2 Sp 3 = Speed 3
 Sp 4 = Speed 4

Legend:							
*	Gate(s) missed	Avg	Average	Dist.(m)	Distance in metres	DNF	Did Not Finish
DNS	Did Not Start	Fin	Finish	Int	Intermediate	Ix	Intermediate x
Pos.	Intermediate or speed position			Sp	Speed trap		